



US00D535276S

(12) **United States Design Patent** (10) **Patent No.:** **US D535,276 S**
Franck et al. (45) **Date of Patent:** **** Jan. 16, 2007**

(54) **CORDLESS TELEPHONE HANDSET**

(75) Inventors: **Christopher G. Franck**, Decatur, GA (US); **Jeffrey R. Beasley**, Suwanee, GA (US); **Alina Butan**, Fort Lauderdale, FL (US)

(73) Assignee: **General Instrument Corporation**, Horsham, PA (US)

(**) Term: **14 Years**

(21) Appl. No.: **29/243,893**

(22) Filed: **Dec. 1, 2005**

(51) **LOC (8) Cl.** **14-03**

(52) **U.S. Cl.** **D14/147**

(58) **Field of Classification Search** D14/137-138, D14/144, 147-148, 218, 247-248, 341-347; D21/517; 379/433.01-433.13, 434; 455/575.1, 455/566, 556.1, 550.1-90.3

See application file for complete search history.

(56) **References Cited**

U.S. PATENT DOCUMENTS

D412,169 S * 7/1999 Schnell et al. D14/138
D442,157 S * 5/2001 Muenscher et al. D14/138
D477,582 S * 7/2003 Muenscher et al. D14/147
D480,375 S * 10/2003 Cebe et al. D14/147

D488,455 S * 4/2004 Robertson et al. D14/147
D515,529 S * 2/2006 Beasley et al. D14/138
D524,280 S * 7/2006 Julian D14/147
D524,281 S * 7/2006 Franck et al. D14/147
2004/0097276 A1 * 5/2004 Harmon 455/575.1

FOREIGN PATENT DOCUMENTS

WO DM/051580 * 6/1999
WO DM/064090 * 3/2002

* cited by examiner

Primary Examiner—Ian Simmons

Assistant Examiner—Carla Jobe Wright

(74) *Attorney, Agent, or Firm*—Benjamin D. Driscoll

(57) **CLAIM**

We claim the ornamental design for a cordless telephone handset, as shown and described.

DESCRIPTION

FIG. 1 is a front perspective view of a cordless telephone handset showing our new design.

FIG. 2 is a front view of the handset of FIG. 1;

FIG. 3 is a back view of the handset of FIG. 1;

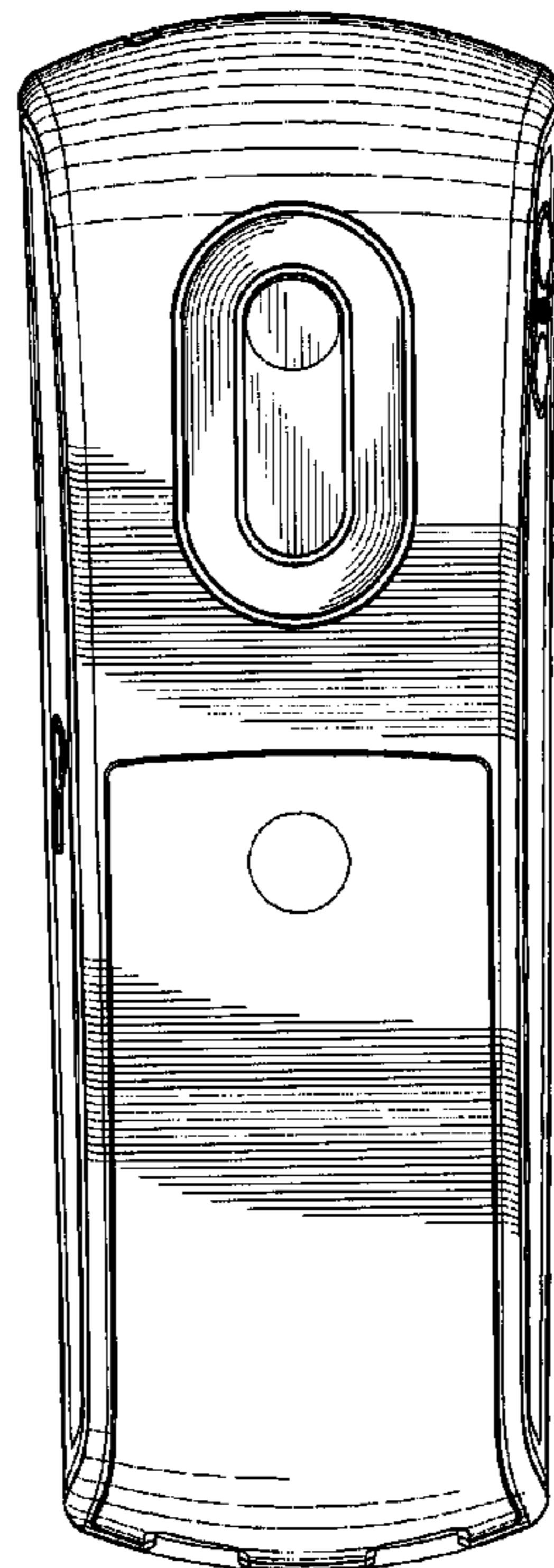

FIG. 4 is a side view of the handset of FIG. 1;

FIG. 5 is an opposite side view of the handset of FIG. 1;

FIG. 6 is a top view of the handset of FIG. 1; and,

FIG. 7 is a bottom view of the handset of FIG. 1.

1 Claim, 3 Drawing Sheets






FIG. 1

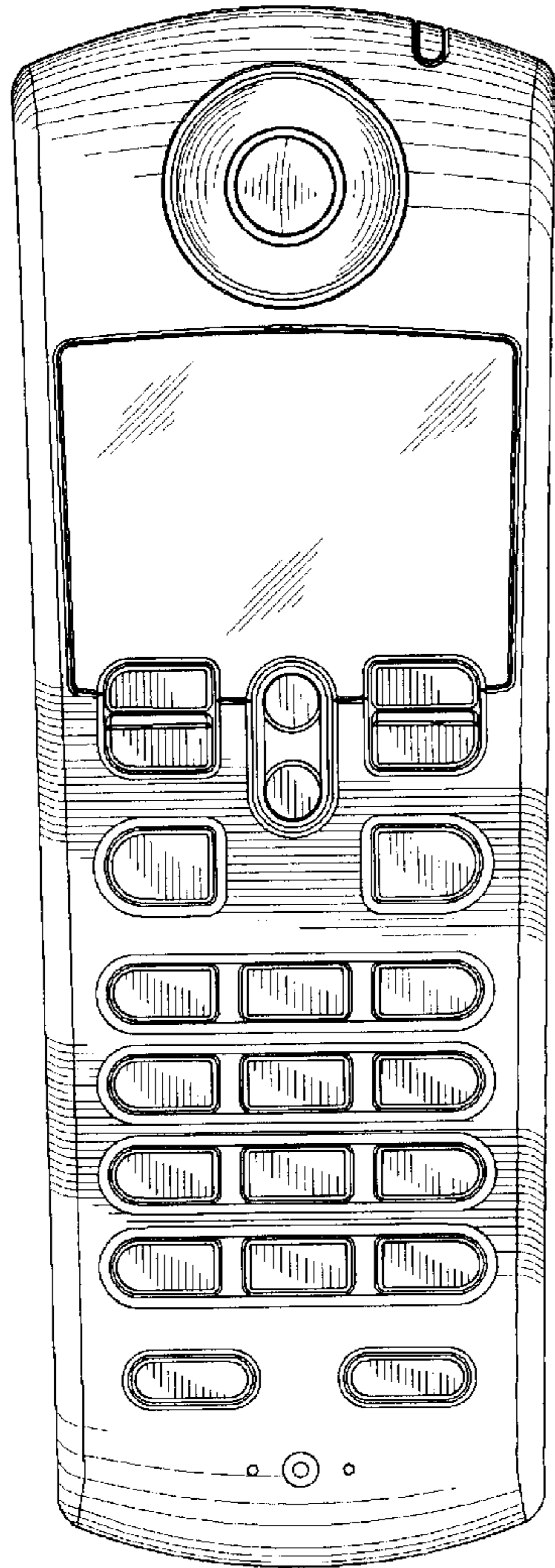


FIG. 2

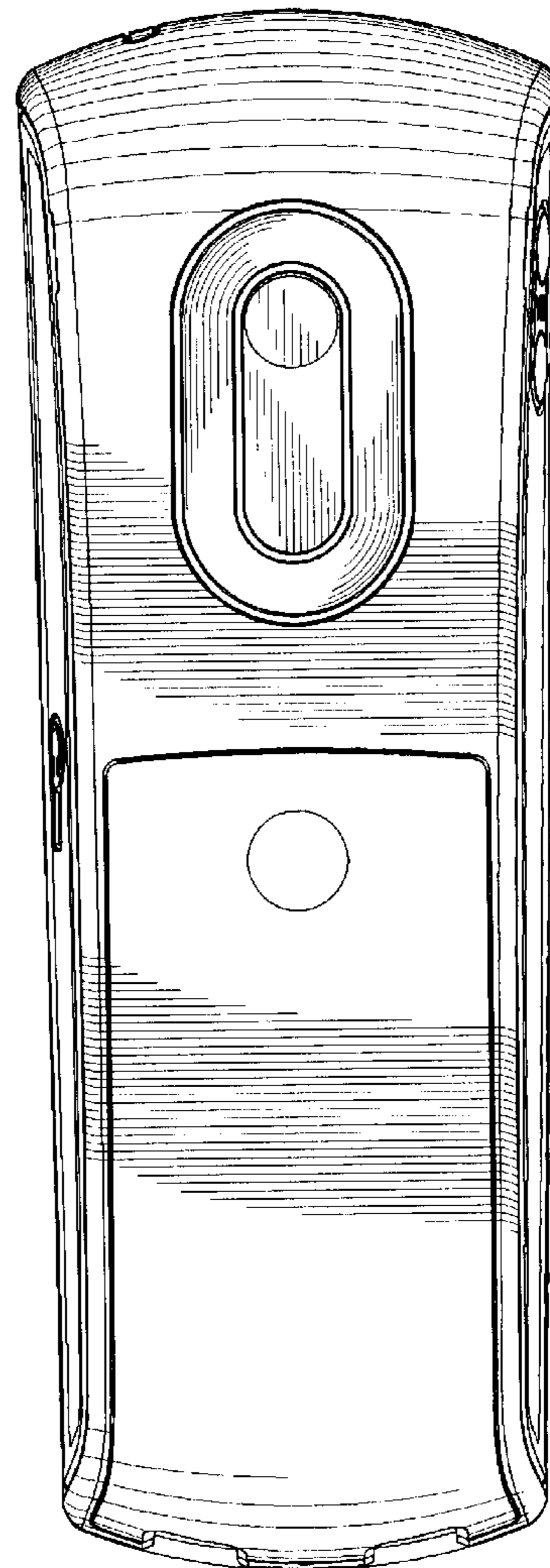


FIG. 3




FIG. 4




FIG. 5

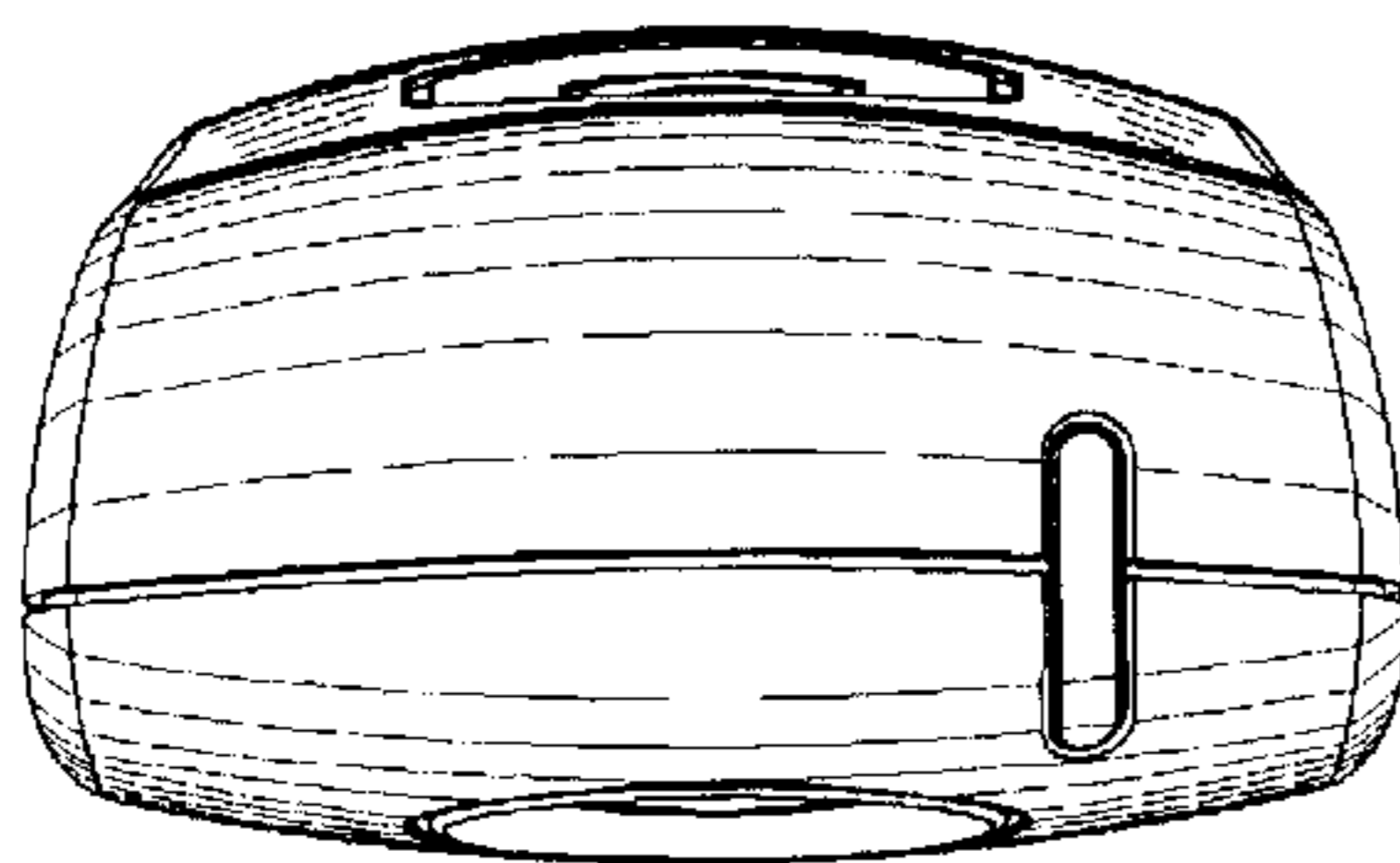


FIG. 6

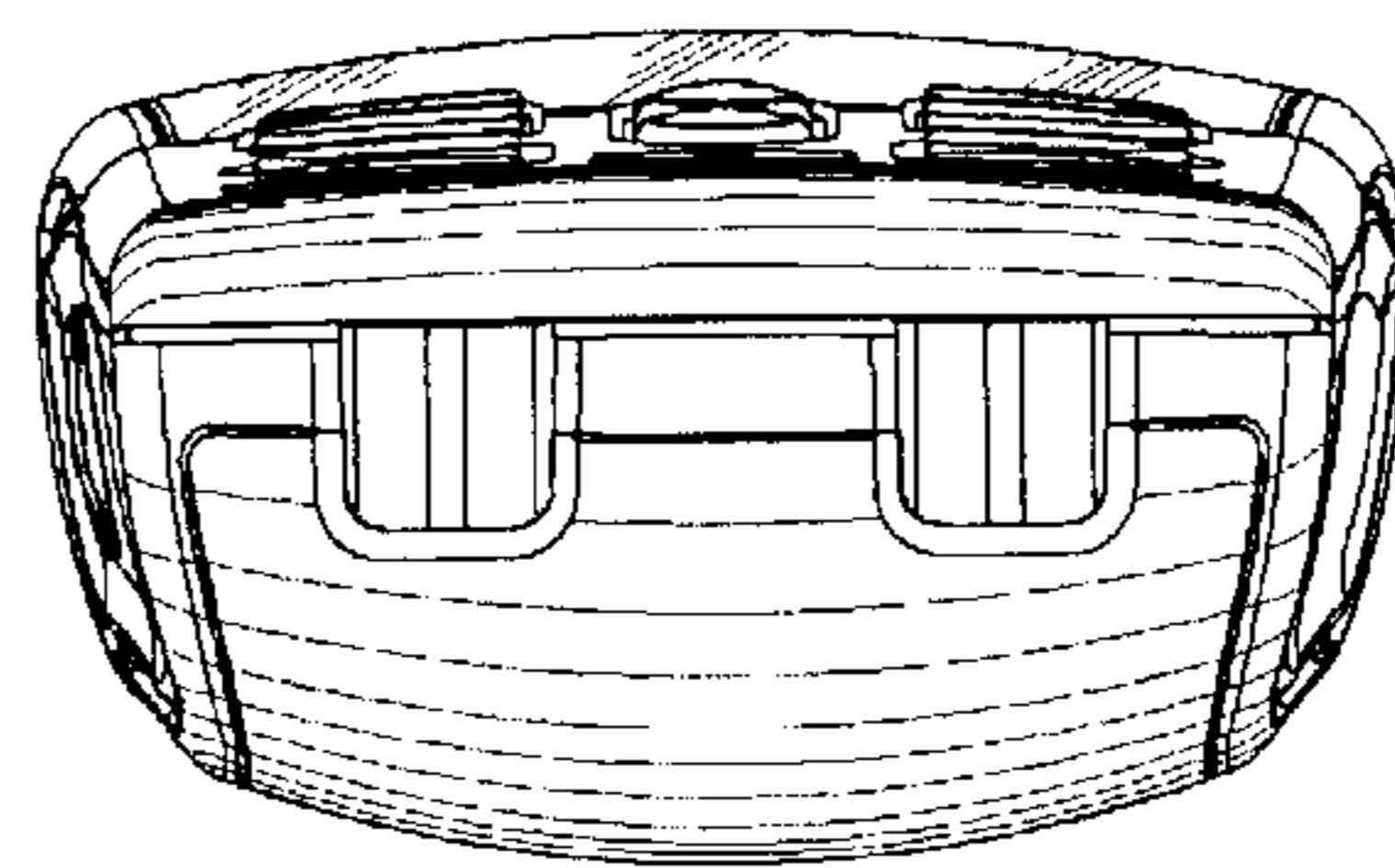


FIG. 7