



US00D535265S

(12) **United States Design Patent**
Inoue

(10) **Patent No.:** **US D535,265 S**
(45) **Date of Patent:** **** Jan. 16, 2007**

(54) **TELEVISION RECEIVER**
(75) Inventor: **Manabu Inoue**, Yokohama (JP)
(73) Assignee: **Canon Kabushiki Kaisha**, Tokyo (JP)
(**) Term: **14 Years**

D442,951 S * 5/2001 Hill et al. D14/336
D449,609 S * 10/2001 Jung D14/374
D478,080 S * 8/2003 Wu D14/374
D478,881 S * 8/2003 O'Leary et al. D14/130
D489,043 S * 4/2004 Campbell et al. D14/130
D489,340 S * 5/2004 Honda D14/126
D489,342 S * 5/2004 Campbell et al. D14/130

(21) Appl. No.: **29/214,708**
(22) Filed: **Oct. 8, 2004**
(30) **Foreign Application Priority Data**

Apr. 21, 2004 (JP) 2004-012044

(51) **LOC (8) Cl.** **14-03**
(52) **U.S. Cl.** **D14/126**
(58) **Field of Classification Search** D14/113,
D14/125-135, 239, 379, 371, 374, 375, 376;
348/739, 836, 838, 180, 184, 325; 349/1,
349/2, 11, 62; D13/151, 153; 312/7.2; 341/12;
248/917-924; 345/104, 133, 156, 168, 87,
345/173

See application file for complete search history.

(56) **References Cited**

U.S. PATENT DOCUMENTS

D223,672 S * 5/1972 Sjolholm D14/130
D419,977 S * 2/2000 Chuo D14/126

* cited by examiner

Primary Examiner—Raphael Barkai
Assistant Examiner—Randall H. Gholson
(74) *Attorney, Agent, or Firm*—Fitzpatrick, Cella, Harper & Scinto

(57) **CLAIM**

The ornamental design for a television receiver, as shown and described.

DESCRIPTION

FIG. 1 is a front view of a television receiver showing my new design;
FIG. 2 is a rear view thereof;
FIG. 3 is a top plan view thereof;
FIG. 4 is a bottom plan view thereof;
FIG. 5 is a left side view thereof;
FIG. 6 is a right side view thereof; and,
FIG. 7 is a perspective view thereof.

1 Claim, 5 Drawing Sheets

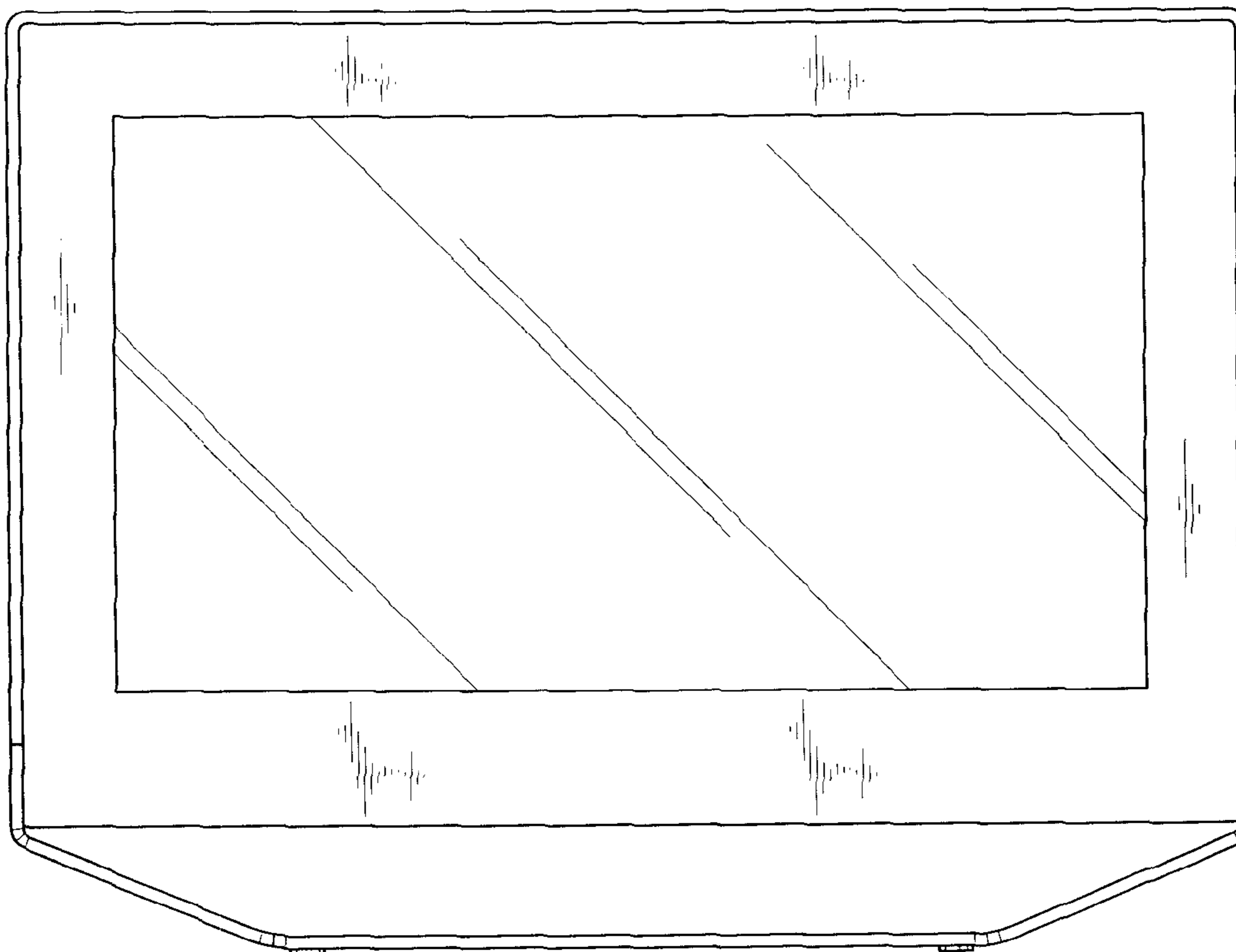


FIG. 1

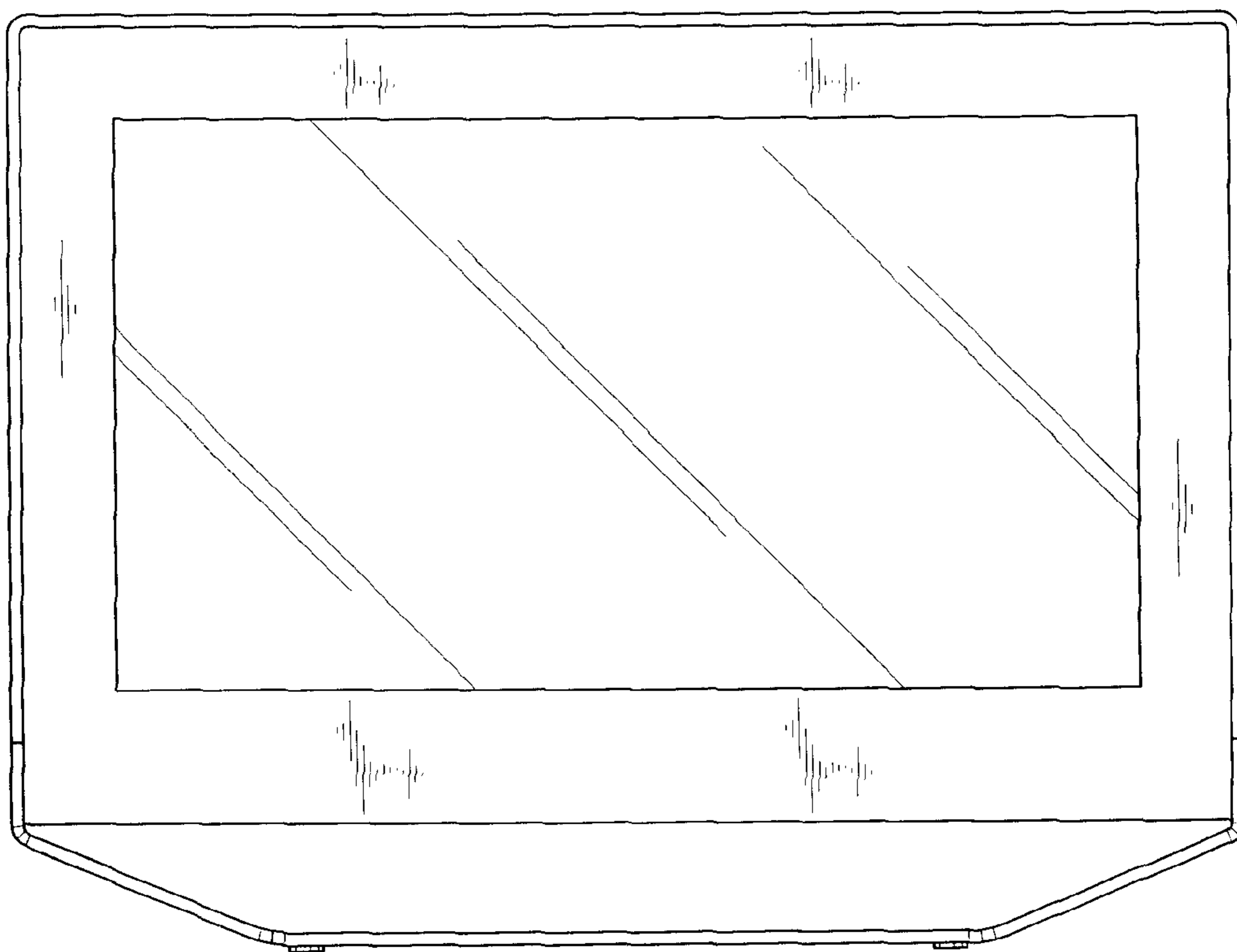


FIG. 2

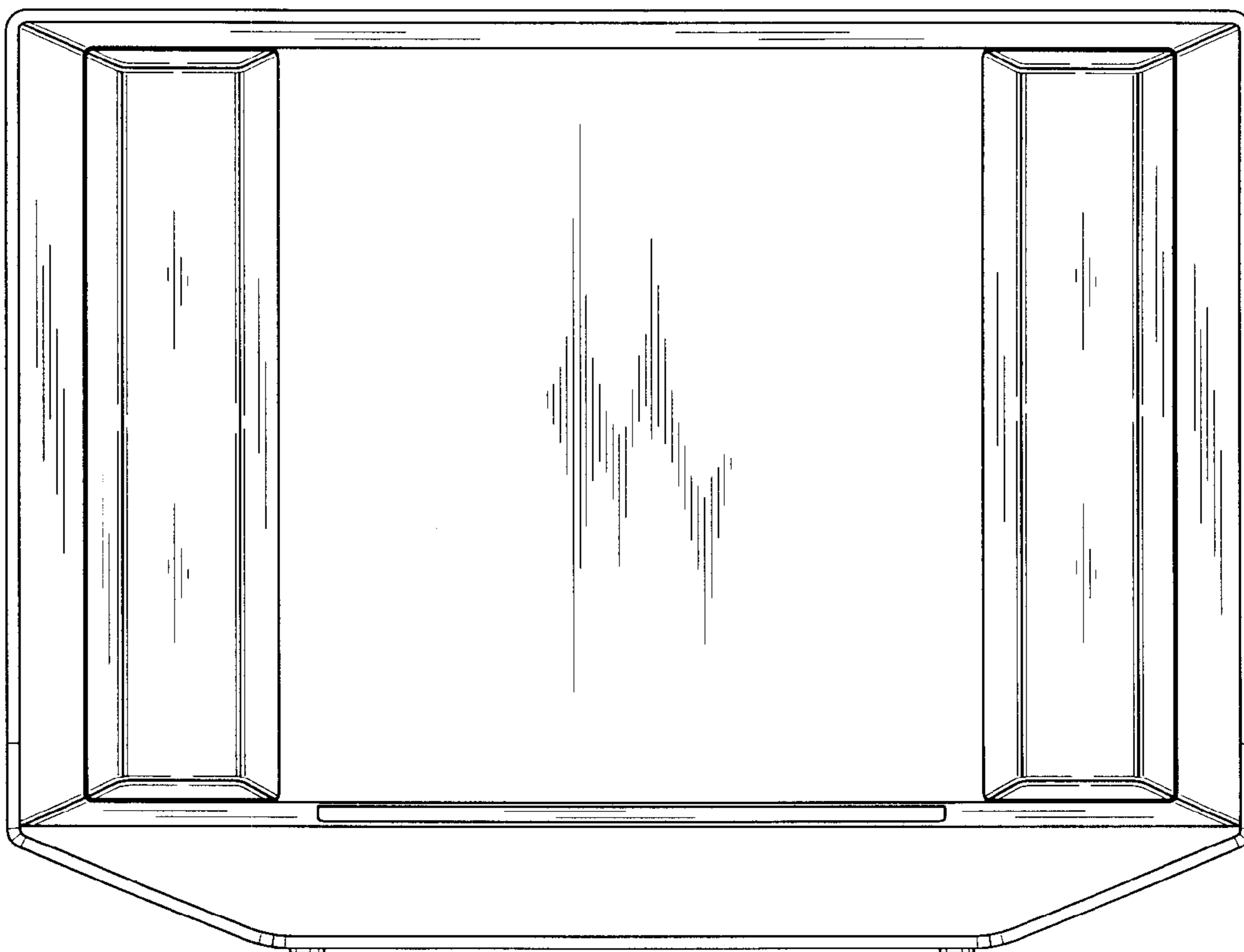


FIG. 3

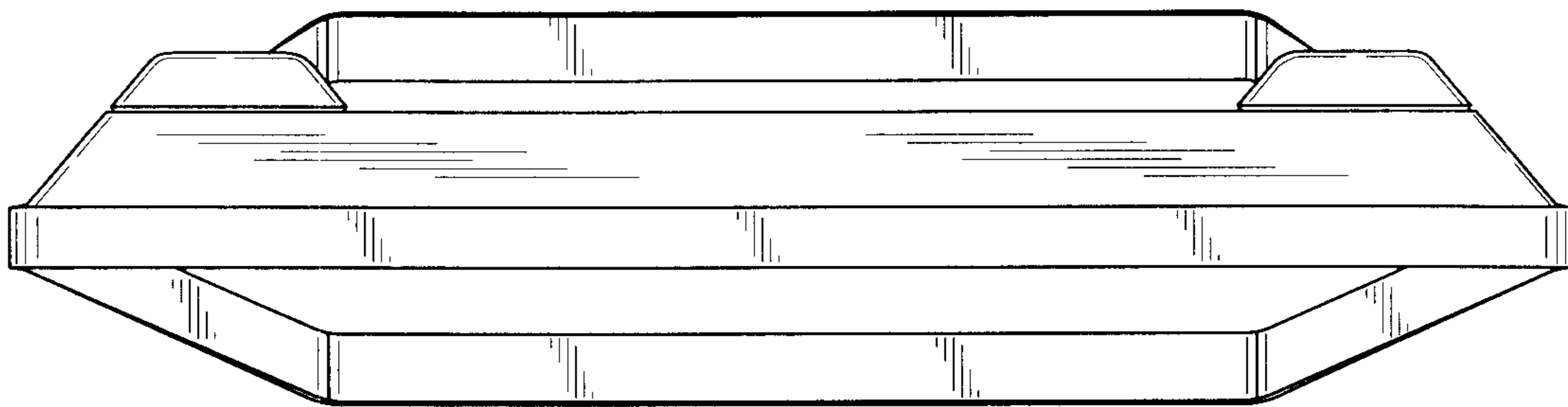


FIG. 4




FIG. 5

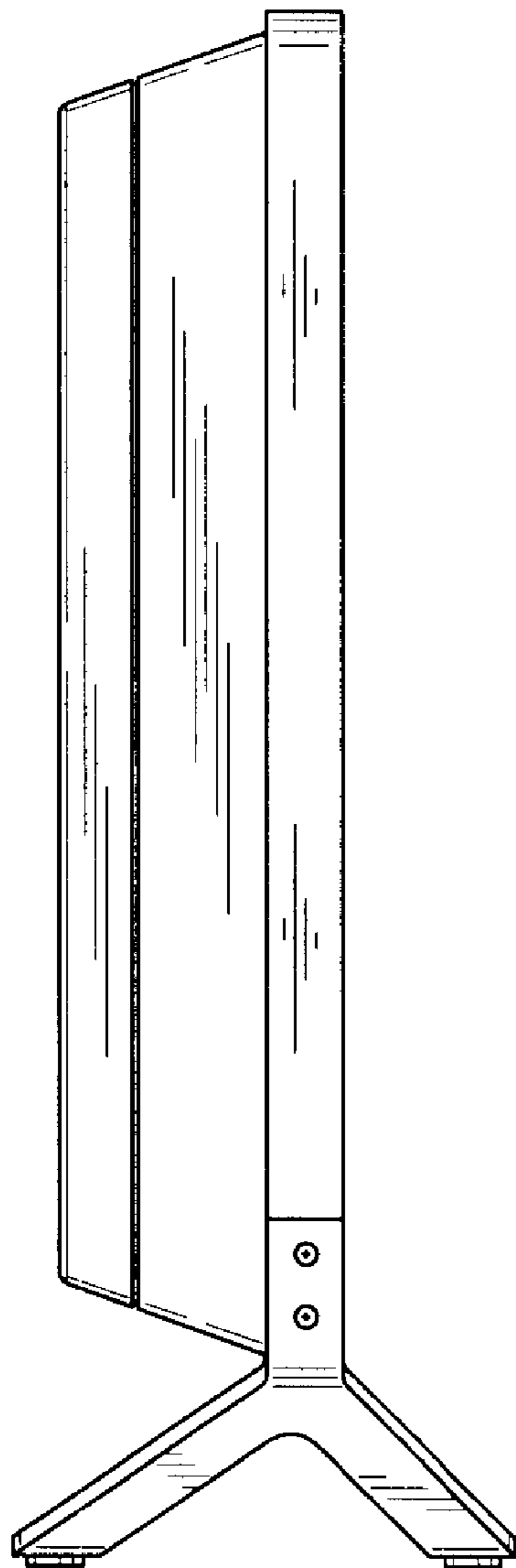


FIG. 6




FIG. 7

