



US00D535254S

(12) **United States Design Patent** (10) **Patent No.:** **US D535,254 S**  
**Bazayev et al.** (45) **Date of Patent:** **\*\* \*Jan. 16, 2007**

(54) **RECEPTACLE TYPE GROUND FAULT  
CIRCUIT INTERRUPTER WITH WINDOW**

(75) Inventors: **Edward Bazayev**, Kew Gardens, NY (US); **Gerd Schmieta**, Boston, MA (US); **Michael Meyer**, Encinitas, CA (US); **Dennis A. Oddsen**, Eatons Neck, NY (US); **Anthony Tufano**, North Massapequa, NY (US); **Leslie Lindenstrauss**, New York, NY (US); **James J. Sherman**, Jericho, NY (US); **Tim Langfitt**, Napa, CA (US)

(73) Assignee: **Leviton Manufacturing Co., Inc.**, Little Neck, NY (US)

(\*) Notice: This patent is subject to a terminal disclaimer.

(\*\*) Term: **14 Years**

(21) Appl. No.: **29/237,608**

(22) Filed: **Sep. 1, 2005**

(51) **LOC (8) Cl.** ..... **13-03**

(52) **U.S. Cl.** ..... **D13/139.3**

(58) **Field of Classification Search** .. D13/137.1-137.4,  
D13/139.1-139.8; 174/50-51, 53-55, 58,  
174/66-67

See application file for complete search history.

(56) **References Cited**

U.S. PATENT DOCUMENTS

D269,341 S	*	6/1983	Doyle et al.	.....	D13/139.3
D269,430 S	*	6/1983	Doyle et al.	.....	D13/139.3
D269,509 S	*	6/1983	Doyle et al.	.....	D13/139.3
D269,969 S	*	8/1983	Doyle et al.	.....	D13/139.3
D413,862 S	*	9/1999	Huang et al.	.....	D13/139.3
D419,531 S	*	1/2000	Keung et al.	.....	D13/160

D430,539 S	*	9/2000	Leopold et al.	.....	D13/139.3
D462,660 S	*	9/2002	Huang et al.	.....	D13/139.3
D470,108 S	*	2/2003	Daoxian et al.	.....	D13/139.3
D494,139 S	*	8/2004	Allen, Jr.	.....	D13/139.3
D512,021 S	*	11/2005	Fort et al.	.....	D13/139.6
D512,377 S	*	12/2005	Fort et al.	.....	D13/139.3
D515,505 S	*	2/2006	Lin	.....	D13/139.6
7,034,224 B1	*	4/2006	Kim et al.	.....	174/53
2005/0109526 A1	*	5/2005	Rohmer	.....	174/66
2005/0263313 A1	*	12/2005	Oddsen et al.	.....	174/53

\* cited by examiner

*Primary Examiner*—Alan P. Douglas

*Assistant Examiner*—Rosemary K. Tarcza

(74) *Attorney, Agent, or Firm*—Paul J. Sutton

(57) **CLAIM**

We claim the ornamental design for a receptacle type ground fault circuit interrupter with window, as shown and described.

**DESCRIPTION**

FIG. 1 is a front view of a receptacle type ground fault circuit interrupter with window showing our new design having a face that is flat across its minor dimension and convex along its major dimension;

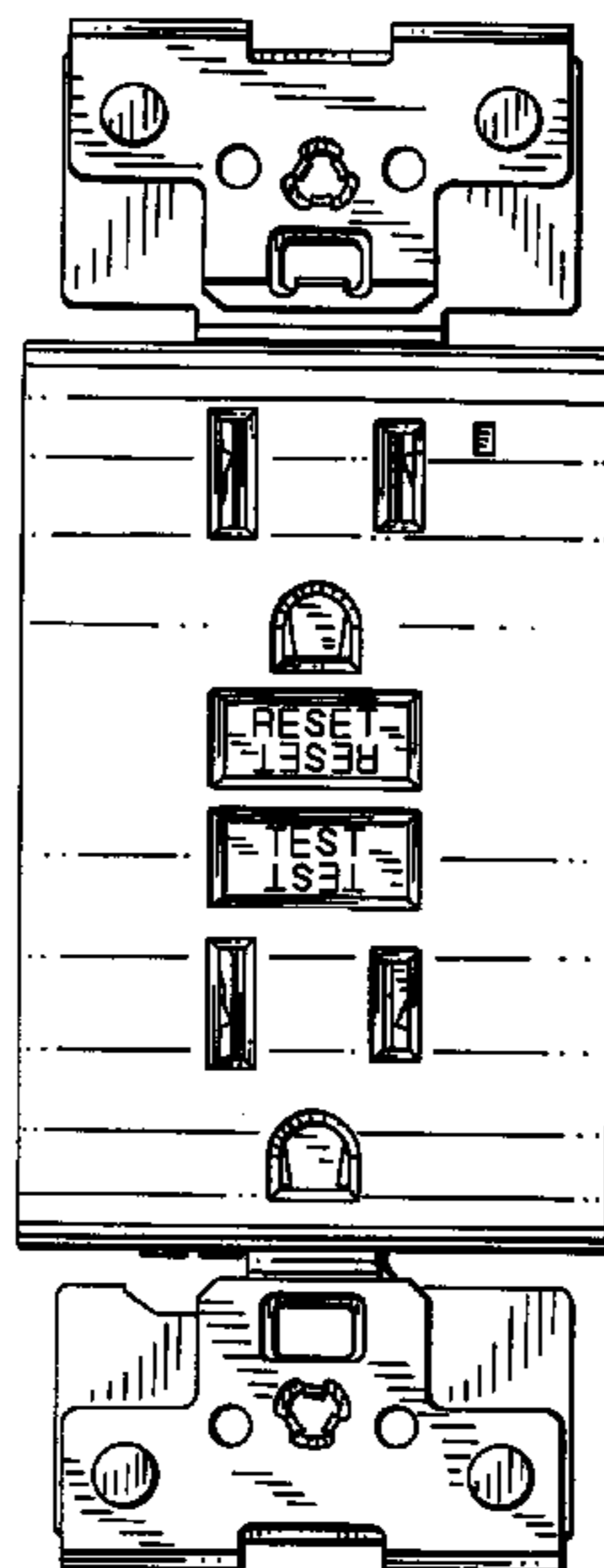
FIG. 2 is a back view thereof;

FIG. 3 is a bottom end view of the receptacle type ground fault circuit interrupter with window showing the flat shape along the minor dimension of the receptacle face, the top end view being a mirror image thereof but for the screw terminal;

FIG. 4 is a right side view of the receptacle type ground fault circuit interrupter with window showing the convex shape along the major dimension of the receptacle face; and,

FIG. 5 is a left side view of the receptacle type ground fault circuit interrupter with window.

**1 Claim, 2 Drawing Sheets**



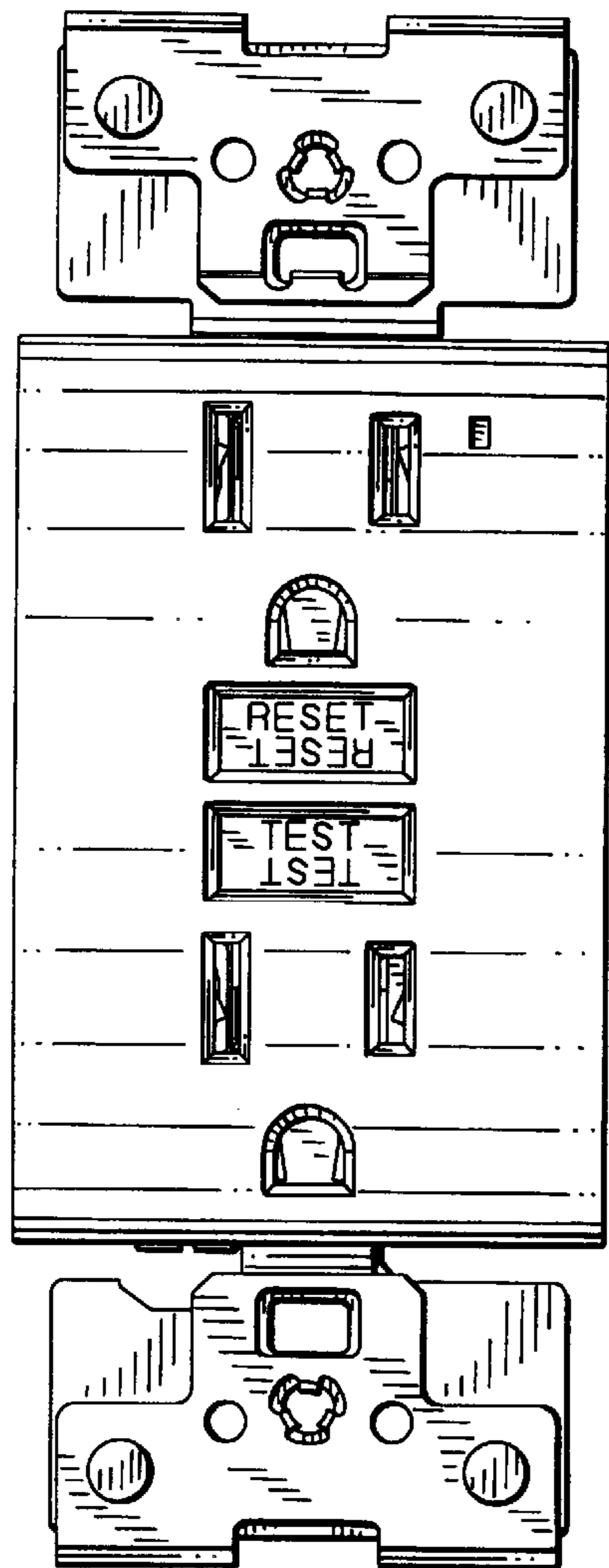


FIG. 1

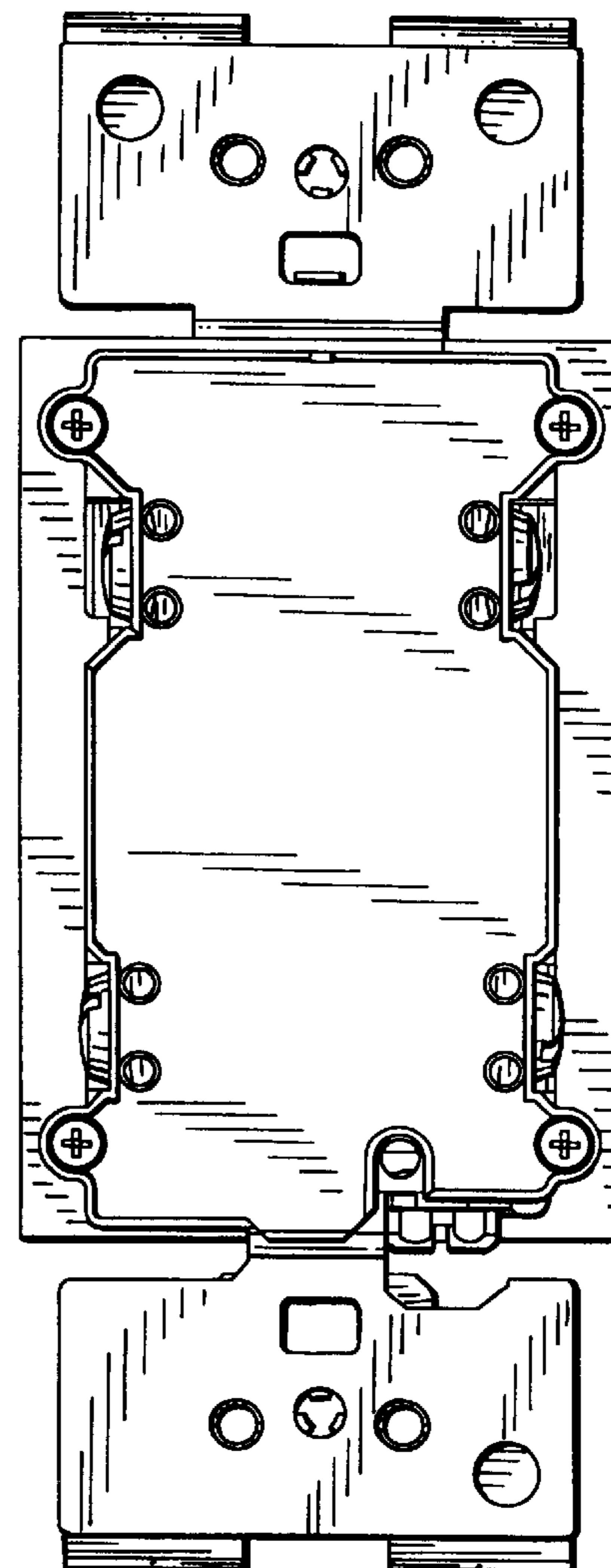


FIG. 2




FIG. 3

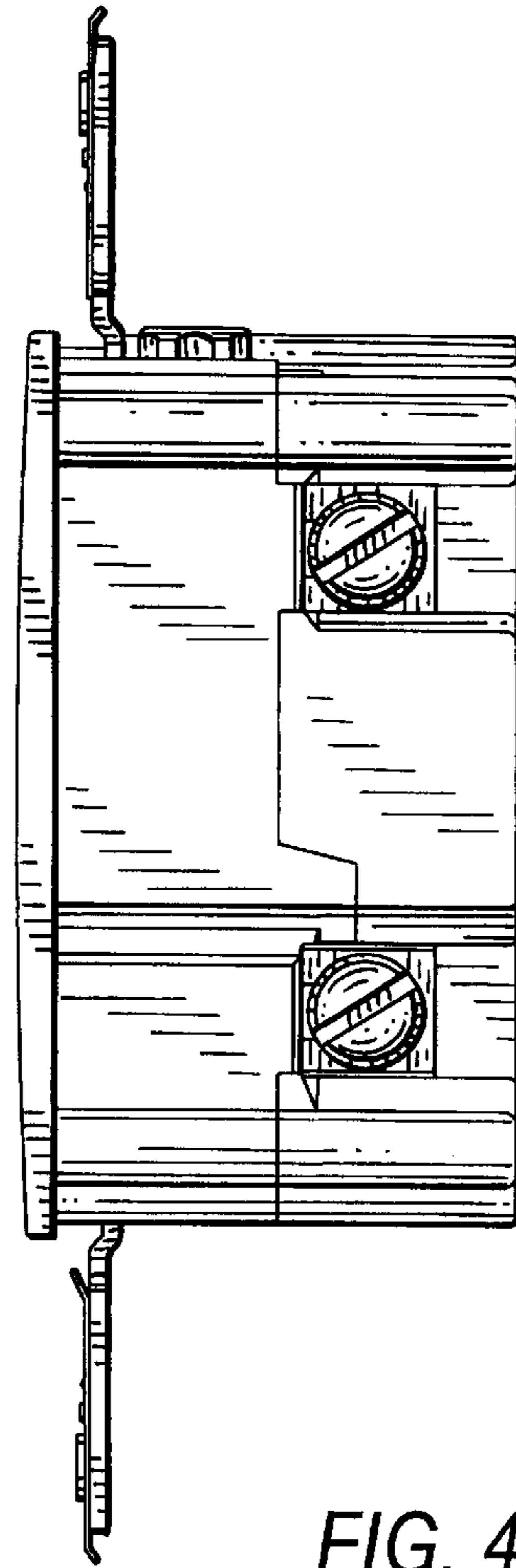


FIG. 4

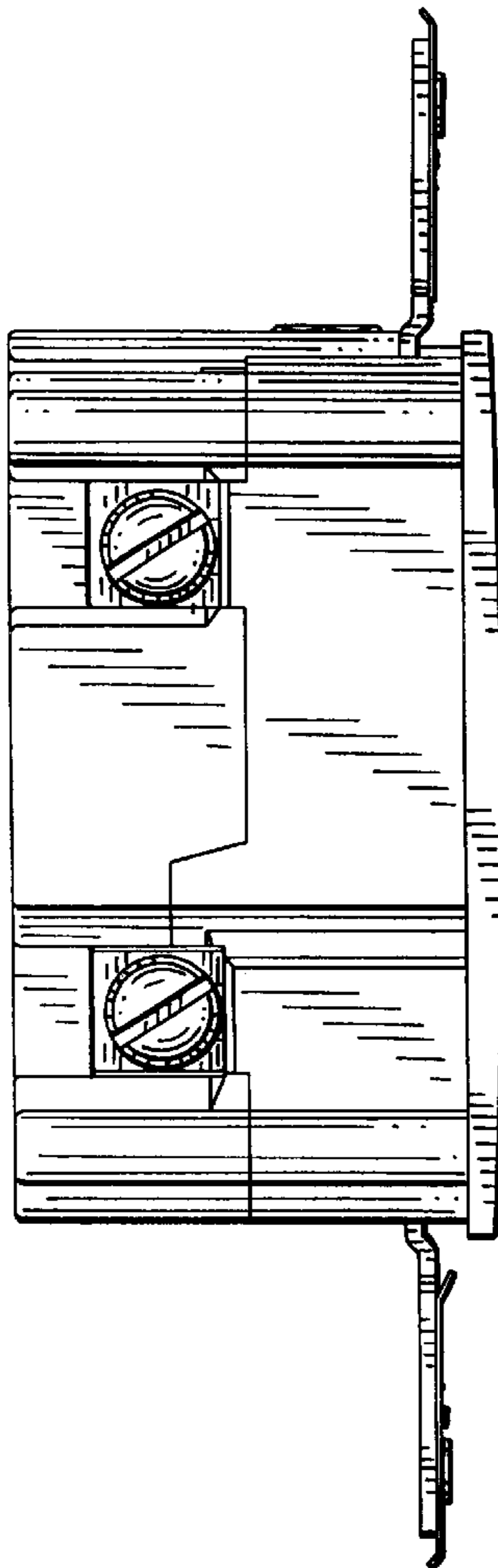


FIG. 5