



US00D535248S

(12) **United States Design Patent** (10) **Patent No.:** **US D535,248 S**  
**Ashton et al.** (45) **Date of Patent:** **\*\* Jan. 16, 2007**

(54) **TIRE TREAD**

(75) Inventors: **Charles Joseph Ashton**, Cuyahoga Falls, OH (US); **Charles Kenneth Schmalix**, Canal Fulton, OH (US); **Eric John Marazzi**, Tallmadge, OH (US); **Theresa Marie Nopper**, Macedonia, OH (US); **Karl Eric Sundkvist**, Akron, OH (US); **Kevin Lee Burnworth**, Cuyahoga Falls, OH (US); **Jay Joseph Robinson**, Stow, OH (US); **Eric Matthew Luecke**, Doylestown, OH (US); **Paul Bryan Maxwell**, Kent, OH (US); **Jonathan James Shondel**, Massillon, OH (US); **Yanghu Mou**, Akron, OH (US); **Jeremy Edward Whisner**, Akron, OH (US)

(73) Assignee: **The Goodyear Tire & Rubber Company**, Akron, OH (US)

(\*\*) Term: **14 Years**

(21) Appl. No.: **29/252,805**

(22) Filed: **Jan. 27, 2006**

(51) **LOC (8) Cl.** ..... **12-15**

(52) **U.S. Cl.** ..... **D12/553**

(58) **Field of Classification Search** ..... D12/551, D12/552, 553, 554, 555, 556, 583, 586, 587, D12/588, 589, 590, 600; 152/209.1, 209.9, 152/209.25, 209.28

See application file for complete search history.

(56) **References Cited**

**U.S. PATENT DOCUMENTS**

D397,650 S \* 9/1998 Himuro ..... D12/551  
D402,945 S 12/1998 Maxwell et al. .... D12/147  
D416,836 S \* 11/1999 Himuro ..... D12/556  
D455,116 S \* 4/2002 Graas et al. .... D12/553

D456,765 S 5/2002 Weber et al. .... D12/555  
D471,149 S \* 3/2003 Endo et al. .... D12/551  
D471,150 S \* 3/2003 Endo et al. .... D12/551  
D472,515 S \* 4/2003 Hutz et al. .... D12/551  
D491,134 S 6/2004 Brayer et al. .... D12/588  
D491,881 S \* 6/2004 Ebiko et al. .... D12/551  
D491,883 S 6/2004 Landers et al. .... D12/553  
D500,983 S \* 1/2005 Lo ..... D12/552  
D504,388 S \* 4/2005 Umstot et al. .... D12/551  
6,968,881 B1 \* 11/2005 Ratliff et al. .... 152/209.15  
D512,958 S \* 12/2005 Allison et al. .... D12/552

**OTHER PUBLICATIONS**

Toyo Proxes ST Tire, 2004 Tread Design Guide, Jan. 2004, p. 58. 2/1.\*

Bridgestone Potenza RE050 RFT Tire, 2004 Tread Design Guide, Jan. 2004, p. 12. 4/1.\*

\* cited by examiner

*Primary Examiner*—Robert M. Spear

(74) *Attorney, Agent, or Firm*—Richard B. O’Planick

(57) **CLAIM**

The ornamental design for a tire tread, as shown and described.

**DESCRIPTION**

FIG. 1 is a perspective view of a tire tread showing our new design, it being understood that the pattern repeats uniformly throughout the circumference of the tread;

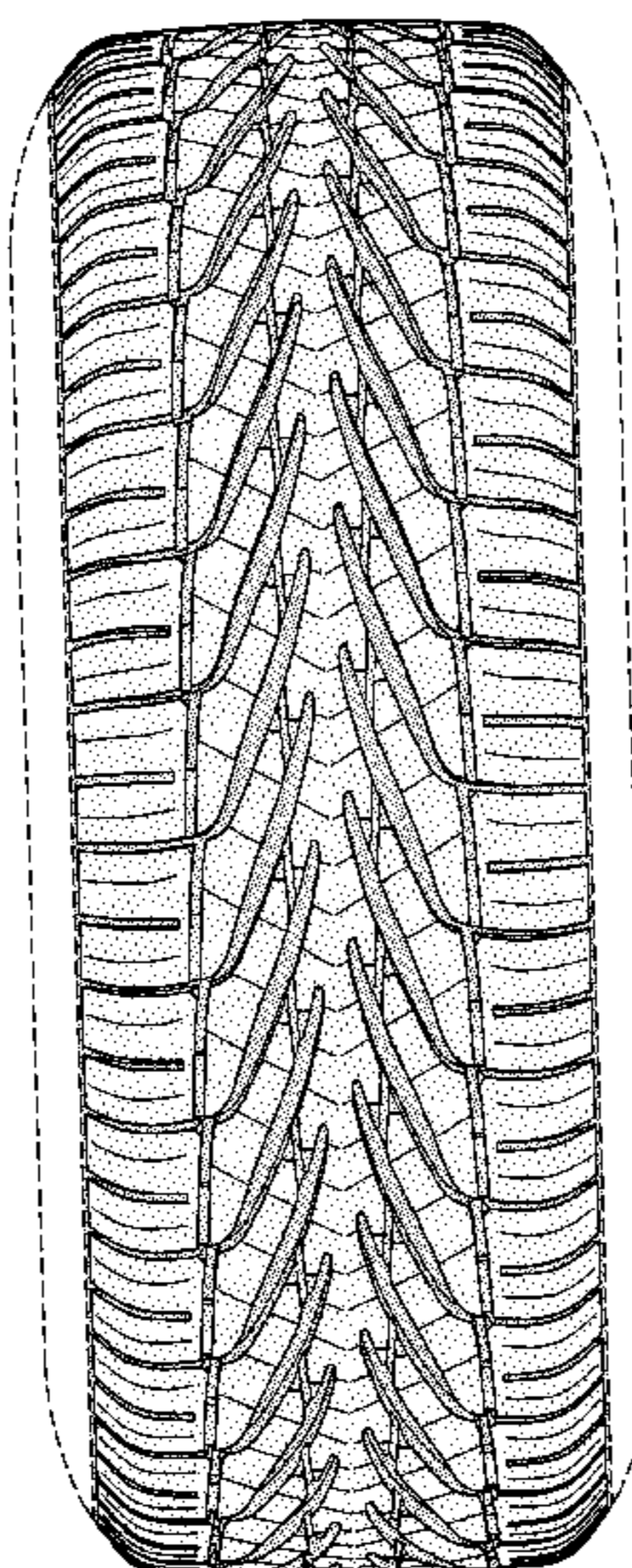
FIG. 2 is a front elevational view thereof;

FIG. 3 is a right side elevational view thereof; the other side being a mirror image thereof; and,

FIG. 4 is an enlarged fragmentary front elevational view thereof.

In the drawings, the broken lines defining the sidewall, inner bead and the peripheral boundary between the tire tread and the sidewall are for illustrative purposes only and form no part of the claimed design.

**1 Claim, 4 Drawing Sheets**



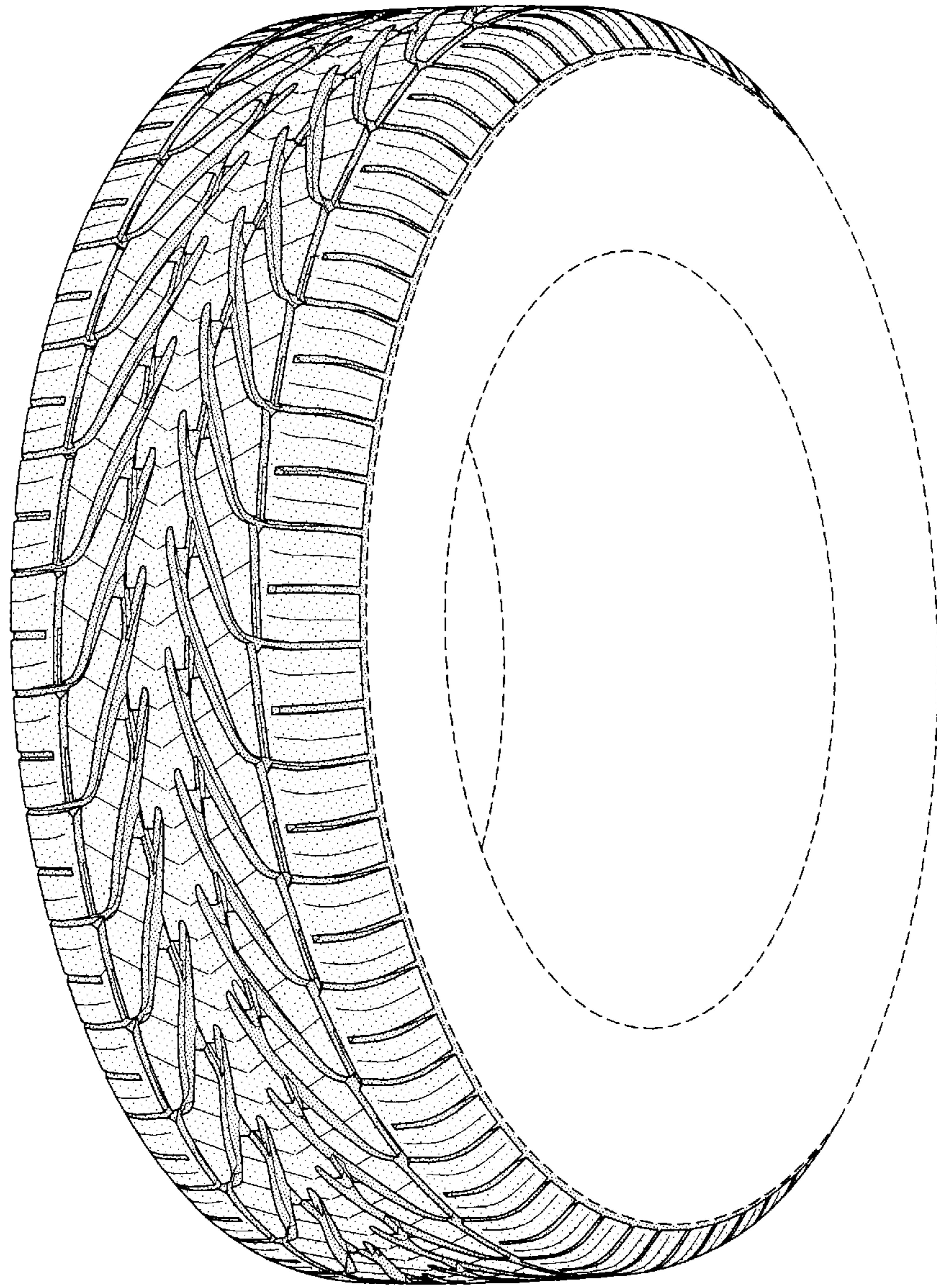


FIG-1

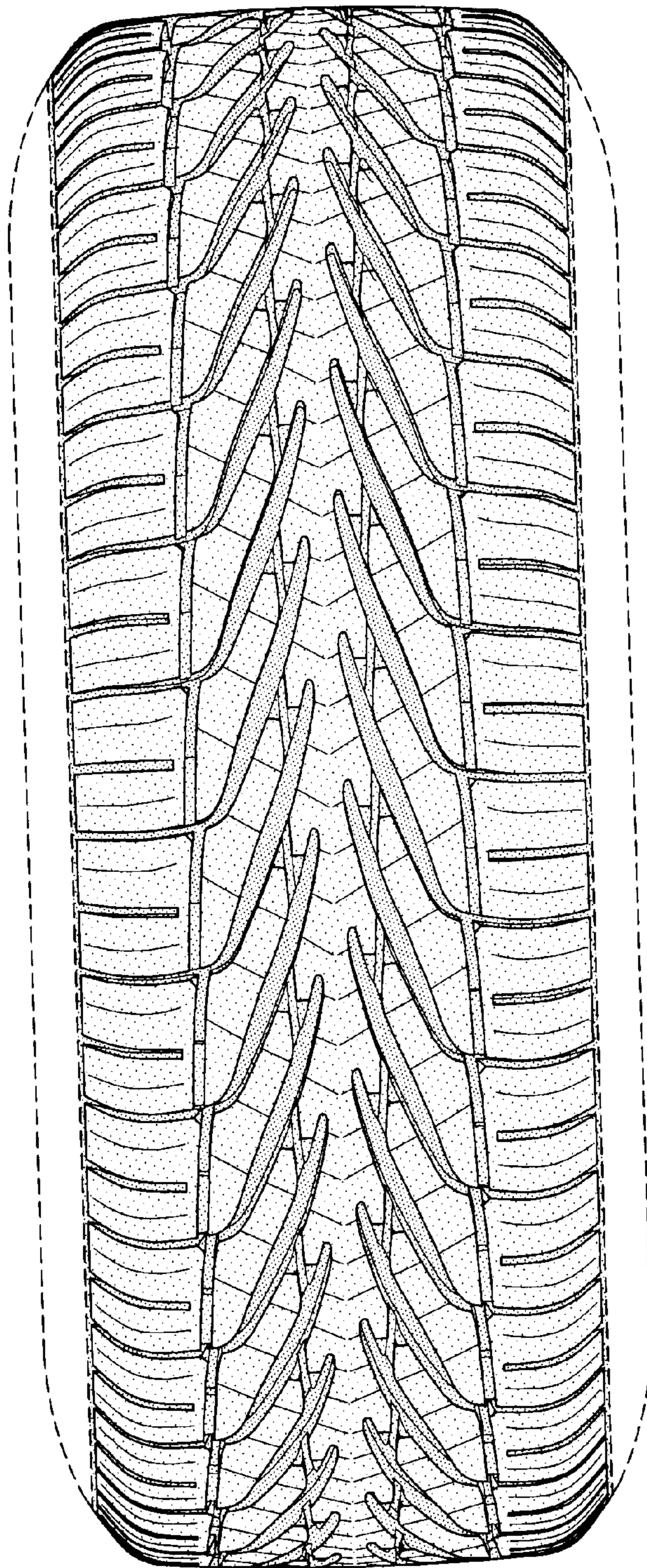


FIG-2

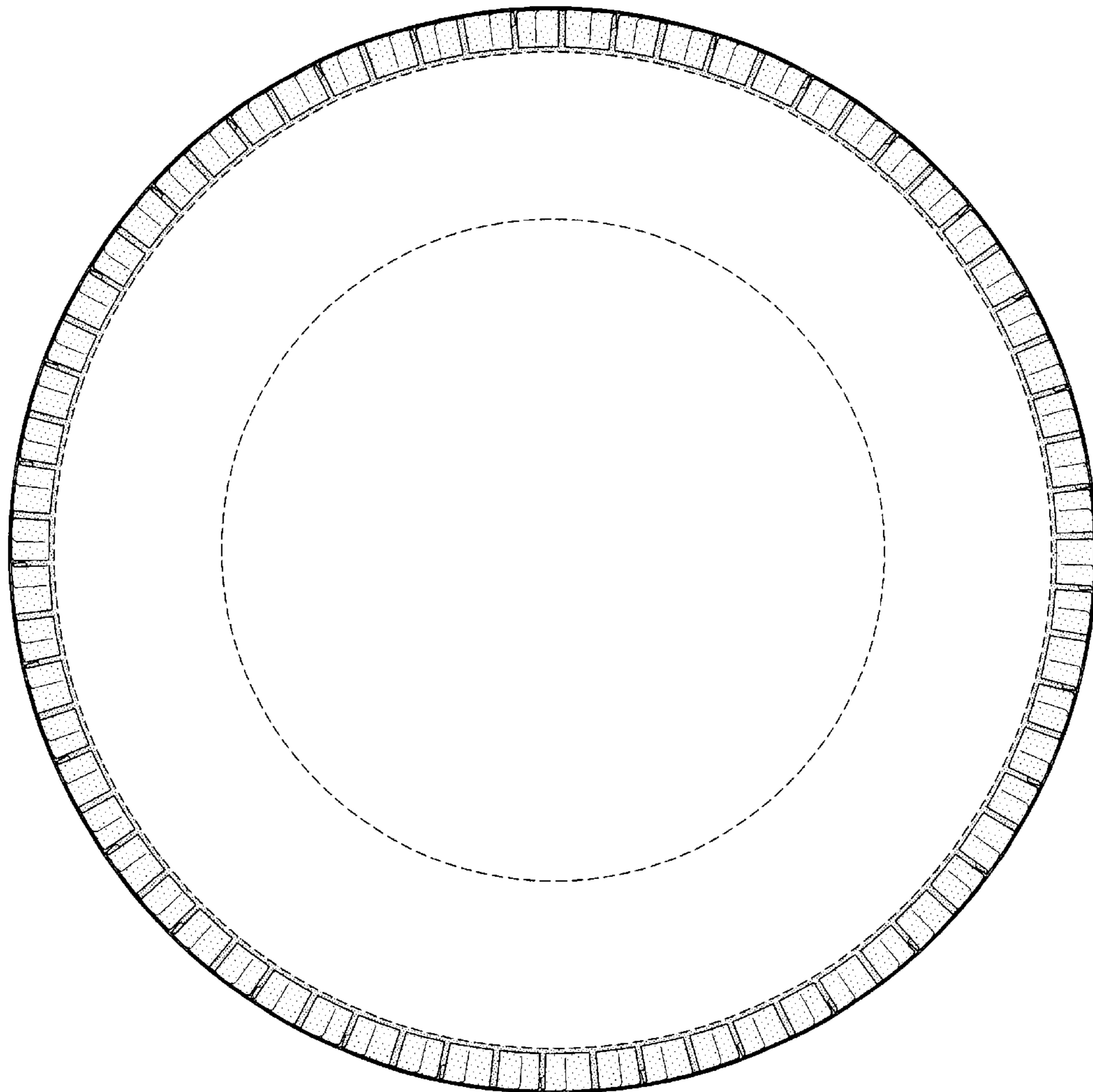


FIG-3

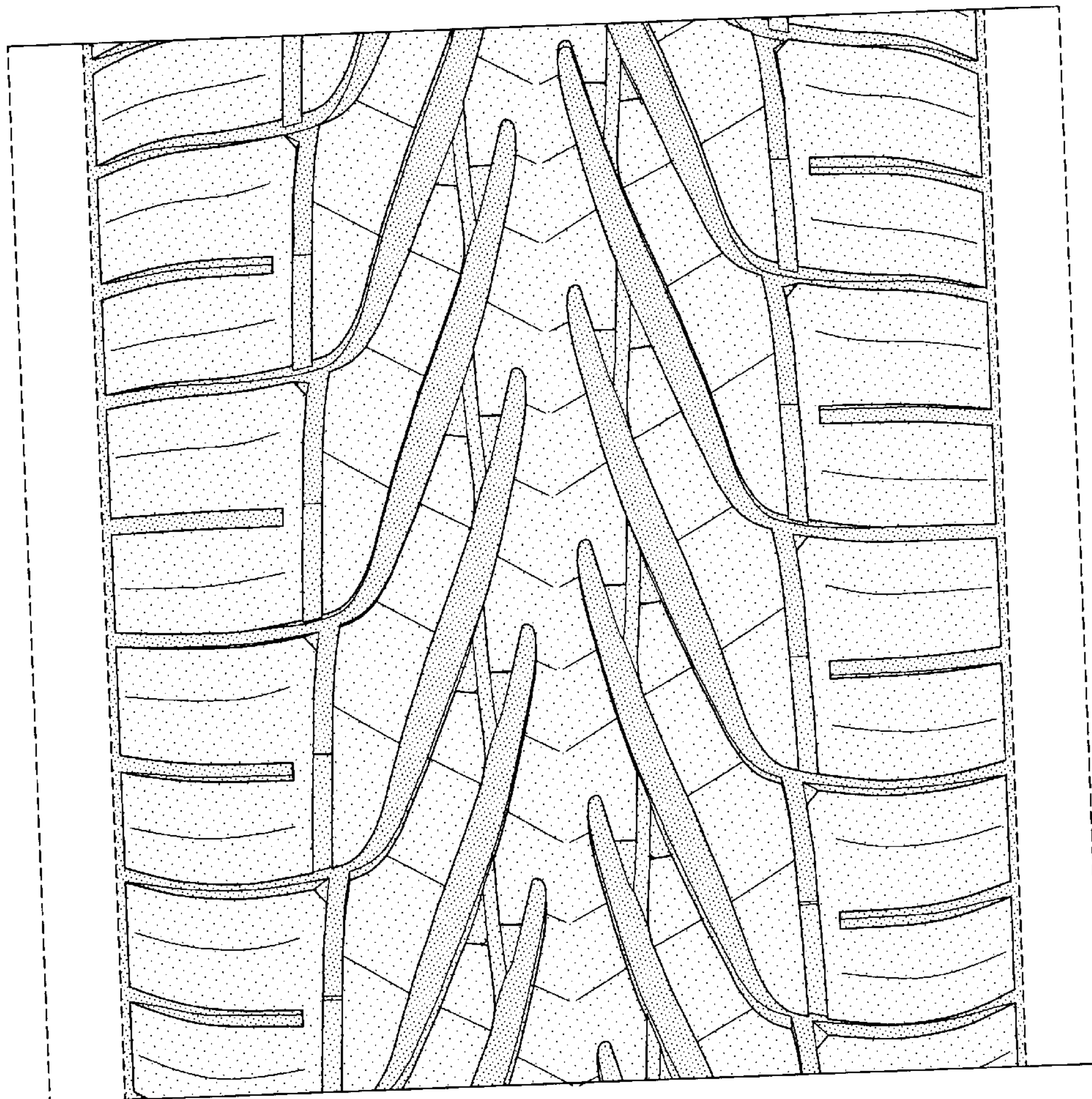


FIG-4