

US00D535230S

(12) **United States Design Patent**
Grant et al.

(10) **Patent No.:** **US D535,230 S**

(45) **Date of Patent:** **** Jan. 16, 2007**

(54) **AUTOMOBILE FRONT BUMPER FASCIA**

D504,366 S * 4/2005 Ishibashi et al. D12/169
D508,879 S * 8/2005 Pfeiffer et al. D12/169
D517,962 S * 3/2006 Kulla D12/169

(76) Inventors: **Ken Grant**, 20275 Woodhill,
Northville, MI (US) 48167; **Paul**
Arnone, 4435 Elmwood Ave., Royal
Oak, MI (US) 48073

* cited by examiner

Primary Examiner—Melody N. Brown

(74) *Attorney, Agent, or Firm*—Young Basile

(**) **Term:** **14 Years**

(57) **CLAIM**

(21) **Appl. No.:** **29/239,506**

The ornamental design for an automobile front bumper fascia, as shown and described.

(22) **Filed:** **Sep. 30, 2005**

DESCRIPTION

(Under 37 CFR 1.47)

(51) **LOC (8) Cl.** **12-16**

FIG. 1 is a front perspective view of an automobile front bumper fascia showing my new design;

(52) **U.S. Cl.** **D12/169**

FIG. 2 is front view of the front bumper fascia of FIG. 1;
FIG. 3 is a top view of the front bumper fascia of FIG. 1;
and,

(58) **Field of Classification Search** D12/90-92,
D12/86, 169, 196; 296/180.1, 180.2; 293/102,
293/113, 115, 117, 120

FIG. 4 is a right side elevational view of the front bumper fascia of FIG. 1, the left side elevational view being mirror symmetrical.

See application file for complete search history.

The broken lines are for illustrative purposes only and form no part of the claimed design.

(56) **References Cited**

U.S. PATENT DOCUMENTS

D504,365 S * 4/2005 Pfeiffer D12/169

1 Claim, 2 Drawing Sheets




Fig 1




Fig 2

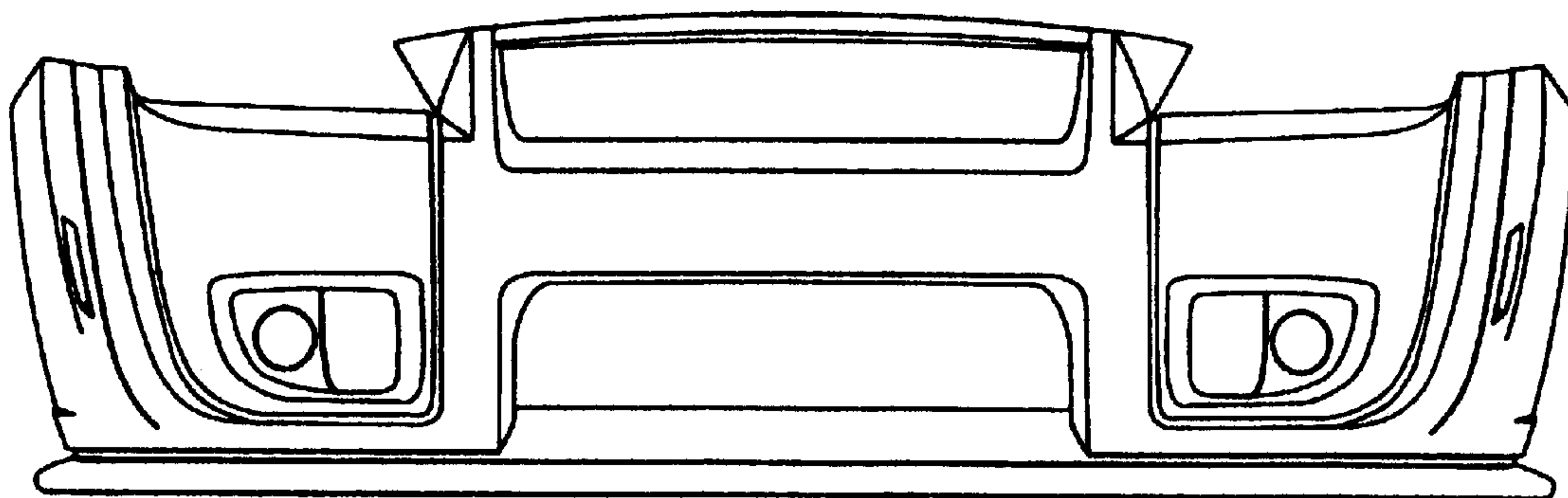


Fig 3

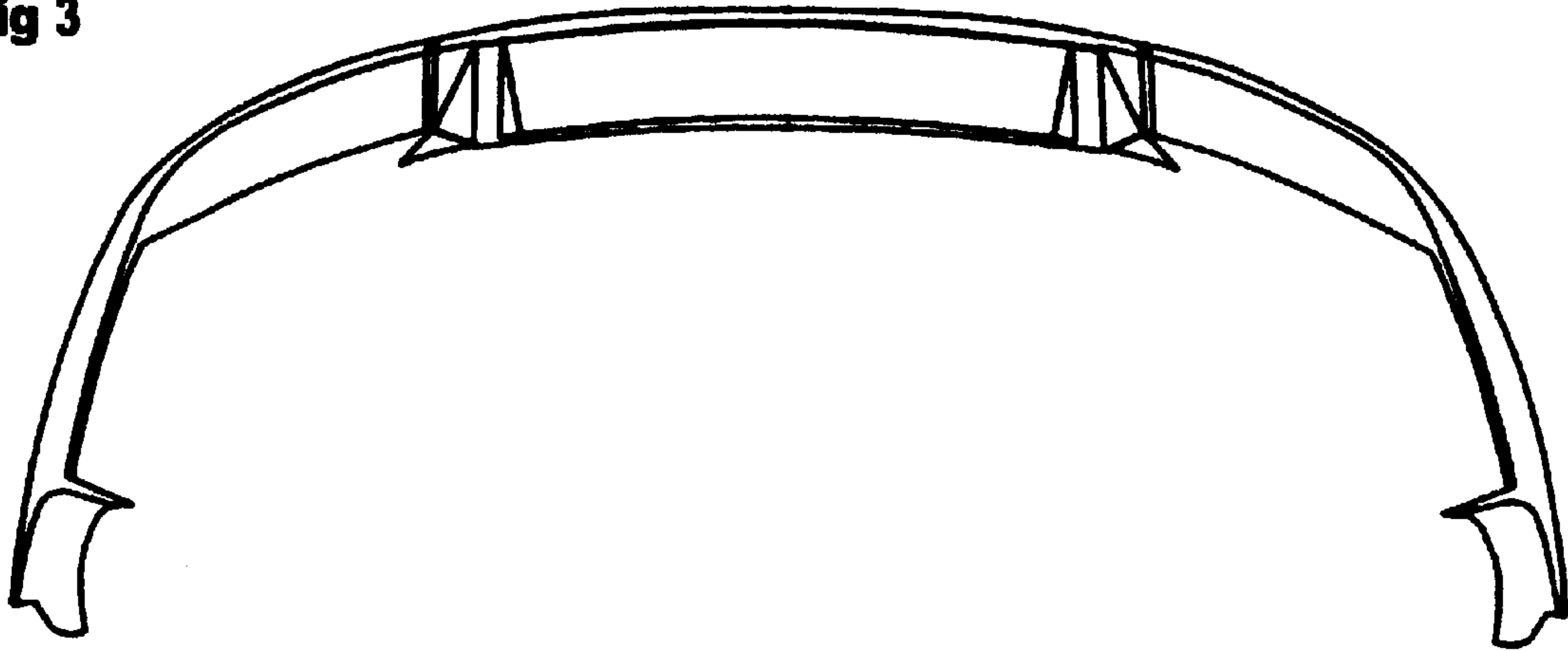


Fig 4

