



US00D535229S

(12) **United States Design Patent**
Hara et al.

(10) **Patent No.:** **US D535,229 S**
(45) **Date of Patent:** **** Jan. 16, 2007**

(54) **FRONT BUMPER FOR AN AUTOMOBILE**

(75) Inventors: **Hisao Hara**, Aichi-ken (JP); **Kenichi Onoue**, Aichi-ken (JP); **Yoshiyasu Neuchi**, Aichi-ken (JP)

(73) Assignee: **Toyota Jidosha Kabushiki Kaisha** (JP)

(**) Term: **14 Years**

(21) Appl. No.: **29/239,141**

(22) Filed: **Sep. 26, 2005**

(51) **LOC (8) Cl.** **12-16**

(52) **U.S. Cl.** **D12/169**

(58) **Field of Classification Search** D12/90-92,
D12/86, 169, 196, 163; 296/180.1, 180.2;
293/102, 113, 115, 117, 120

See application file for complete search history.

(56) **References Cited**

U.S. PATENT DOCUMENTS

D463,334 S	*	9/2002	Koman	D12/169
D473,500 S	*	4/2003	Okumoto et al.	D12/169
D506,712 S	*	6/2005	Suzuki	D12/169
D509,777 S	*	9/2005	Hakamata	D12/169
D511,724 S	*	11/2005	Sugimoto	D12/169
D521,425 S	*	5/2006	Fukuda et al.	D12/169

OTHER PUBLICATIONS

Subaru, R2, Automotive Guidebook of Japan 2004-2005, vol. 51, Nov. 2, 2004, Japan Automobile Manufacturers Association, Inc.

Toyota, MARK X, Brochure of MARK X, Nov. 2004, Toyota Jidosha Kabushiki Kaisha.

* cited by examiner

Primary Examiner—Melody N. Brown

(74) *Attorney, Agent, or Firm*—SAIDMAN DesignLaw Group

(57) **CLAIM**


The ornamental design for a front bumper for an automobile, as shown and described.

DESCRIPTION

FIG. 1 is a front perspective view of a front bumper for an automobile showing our new design; FIG. 2 is a left-side view thereof; FIG. 3 is a right-side view thereof; FIG. 4 is a front view thereof; and, FIG. 5 is top plan view thereof.

The rear surface has not been shown and is not intended to be part of the claimed design. Any small portions of the rear surface that may be seen in the front perspective view are not part of the claimed design.

1 Claim, 2 Drawing Sheets



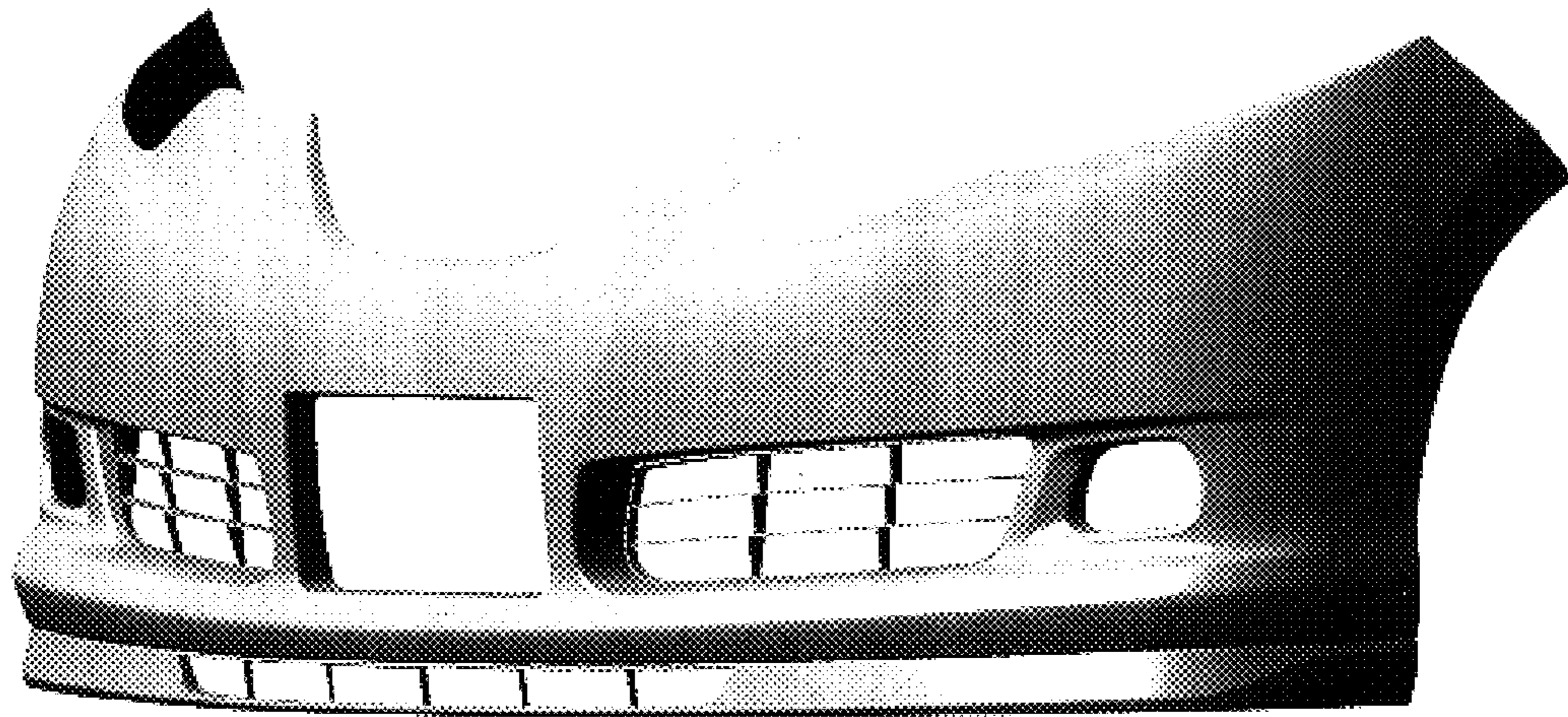


FIG. 1




FIG. 2




FIG. 3

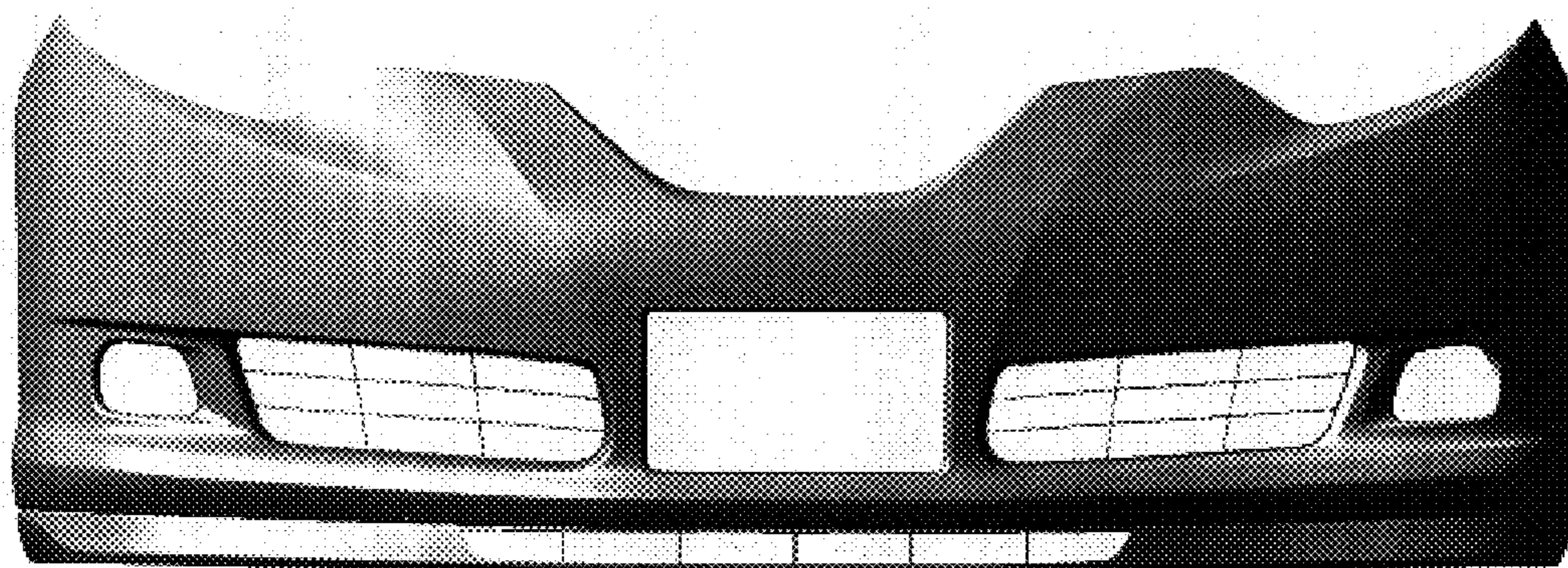


FIG. 4




FIG. 5