

US00D535226S

(12) **United States Design Patent**
Hayashi

(10) **Patent No.:** **US D535,226 S**
(45) **Date of Patent:** **** Jan. 16, 2007**

(54) **REAR BUMPER FOR AN AUTOMOBILE**

(75) Inventor: **Hideki Hayashi**, Toyota (JP)
(73) Assignee: **Toyota Jidosha Kabushiki Kaisha** (JP)
(**) Term: **14 Years**

(21) Appl. No.: **29/237,693**
(22) Filed: **Sep. 2, 2005**

(51) **LOC (8) Cl.** **12-16**
(52) **U.S. Cl.** **D12/169**
(58) **Field of Classification Search** D12/90-92,
D12/86, 169, 196, 163; 296/180.1, 180.2;
293/102, 113, 115, 117, 120
See application file for complete search history.

(56) **References Cited**

U.S. PATENT DOCUMENTS

D454,097 S	*	3/2002	Takehara	D12/169
D484,834 S	*	1/2004	Hattori	D12/169
D490,755 S	*	6/2004	Platto et al.	D12/169
D490,756 S	*	6/2004	Velazco	D12/169
D501,647 S	*	2/2005	Otto et al.	D12/169
D503,134 S	*	3/2005	Pfeiffer et al.	D12/169
D507,513 S	*	7/2005	Kamimura et al.	D12/169
D516,476 S	*	3/2006	Iwanaga et al.	D12/169

OTHER PUBLICATIONS

Toyota, RAV 4, Brochure of RAV 4, Aug. 2003.
Honda, CR-V Brochure of CR-V, Nov. 2002.

* cited by examiner

Primary Examiner—Melody N. Brown

(74) *Attorney, Agent, or Firm*—SAIDMAN DesignLaw Group

(57) **CLAIM**


The ornamental design for a rear bumper for an automobile, as shown and described.

DESCRIPTION

FIG. 1 is a front perspective view of a rear bumper for an automobile showing my new design;
FIG. 2 is a front view thereof;
FIG. 3 is a bottom view thereof; and,
FIG. 4 is a right-side view thereof, with the left-side view being a mirror image.

The rear surface has not been shown and is not intended to be part of the claimed design. Any small portions of the rear surface that may be seen in the front perspective view are not part of the claimed design.

1 Claim, 1 Drawing Sheet






FIG. 1




FIG. 2

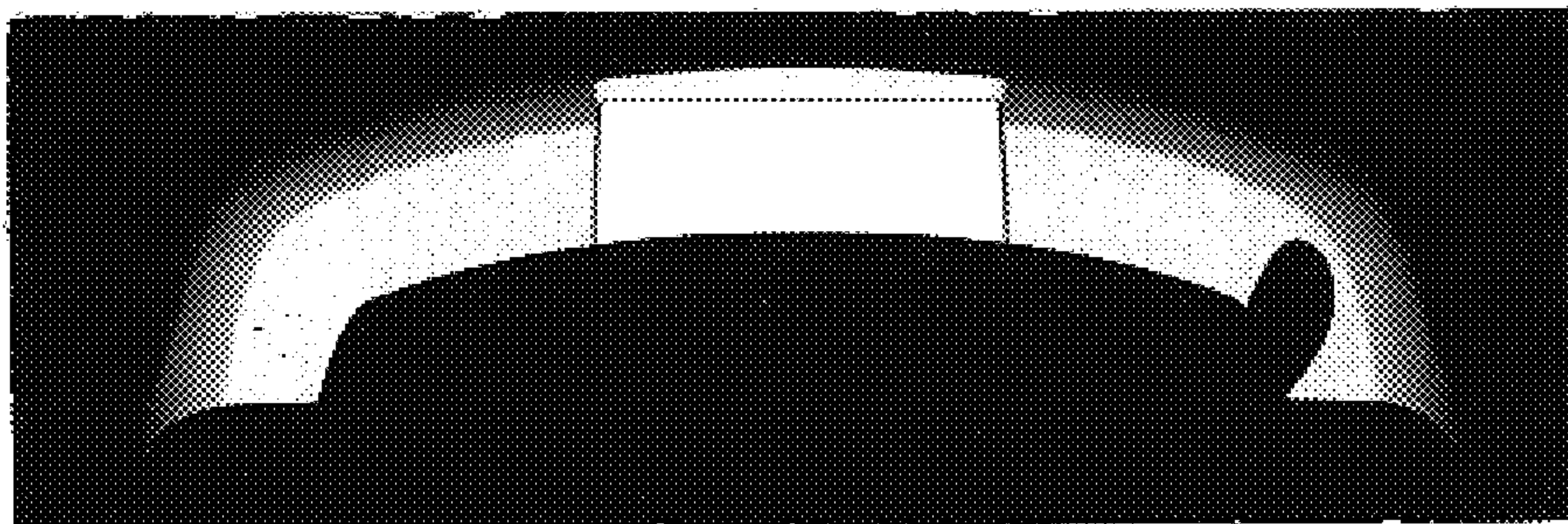


FIG. 3




FIG. 4