



US00D535220S

(12) **United States Design Patent**
Wu

(10) **Patent No.:** **US D535,220 S**

(45) **Date of Patent:** **** Jan. 16, 2007**

(54) **WALKER**

D497,846 S * 11/2004 LeBlanc et al. D12/130
D522,932 S * 6/2006 LeBlanc et al. D12/130

(76) Inventor: **David Wu**, No. 35-1, Jih Hsin Street,
Tu Cheng City, Taipei Hsien (TW)

* cited by examiner

(**) Term: **14 Years**

Primary Examiner—Marcus A. Jackson
(74) *Attorney, Agent, or Firm*—Troxell Law Office, PLLC

(21) Appl. No.: **29/241,236**

(57) **CLAIM**

(22) Filed: **Oct. 26, 2005**

The ornamental design for walker, as shown and described.

(51) **LOC (8) Cl.** **12-12**

DESCRIPTION

(52) **U.S. Cl.** **D12/130**

(58) **Field of Classification Search** D12/128–133;
280/47.3, 87.051; 135/66, 67, 72, 74
See application file for complete search history.

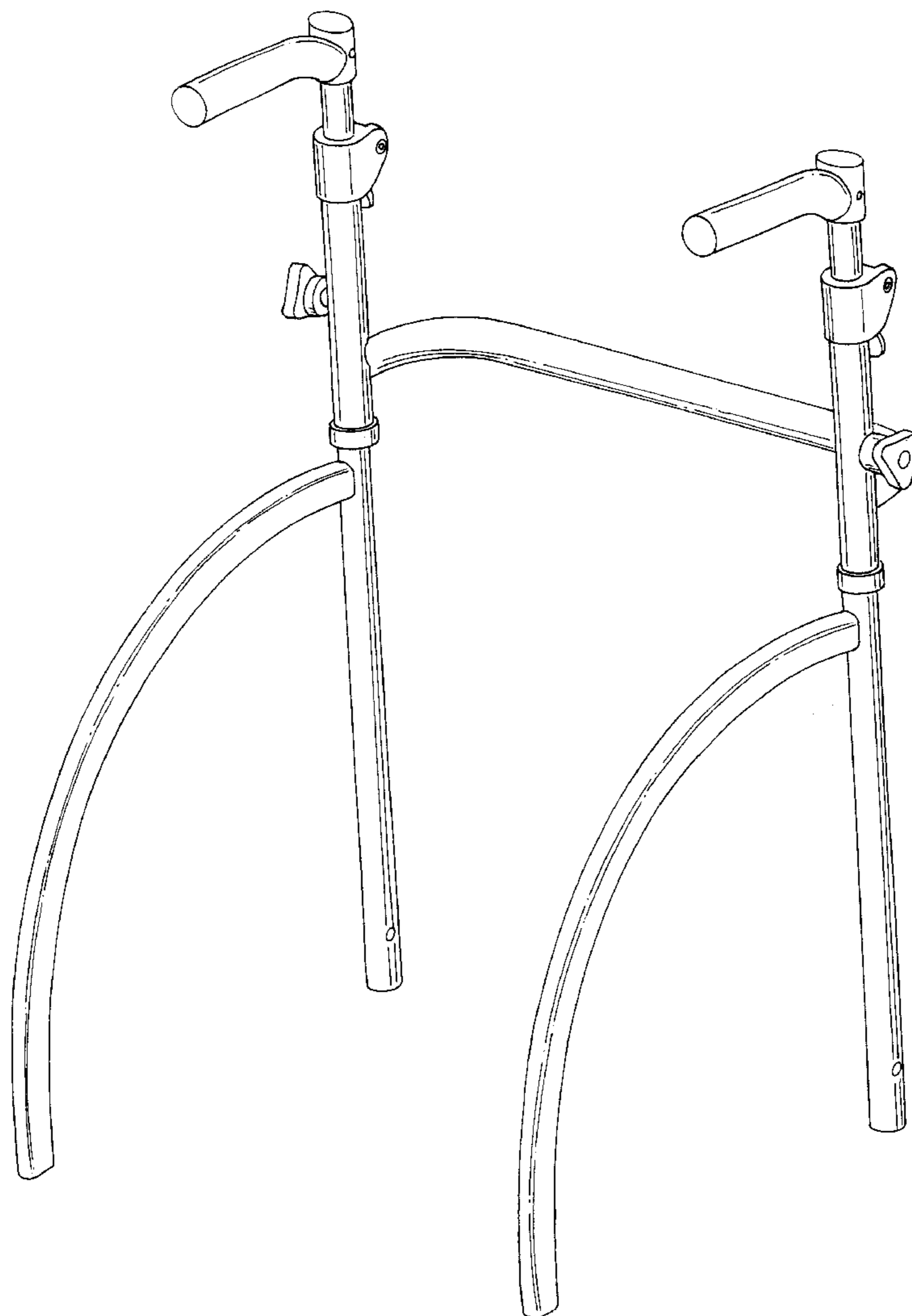
FIG. 1 is a perspective view of a walker showing my new design;
FIG. 2 is a front elevational view thereof;
FIG. 3 is a rear elevational view thereof;
FIG. 4 is a top plan view thereof;
FIG. 5 is a bottom plan view thereof; and,
FIG. 6 is a right side elevational view thereof; the left side being substantially a mirror image.

(56) **References Cited**

U.S. PATENT DOCUMENTS

D324,504 S * 3/1992 Olsen D12/133
D330,878 S * 11/1992 Donaldson D12/130
D494,109 S * 8/2004 Karasin et al. D12/130

1 Claim, 6 Drawing Sheets



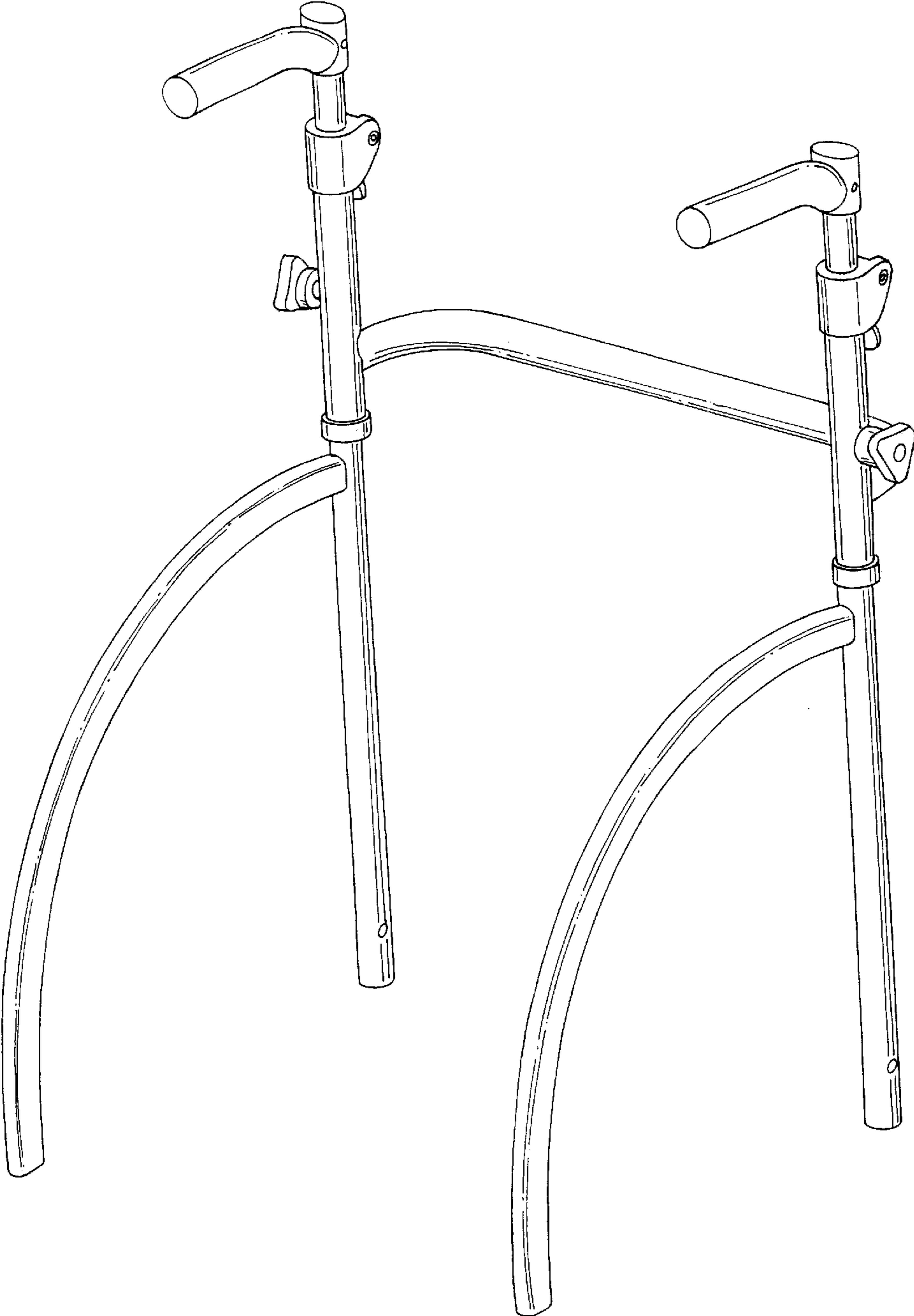


Fig. 1




Fig. 2




Fig. 3




Fig. 4




Fig. 5

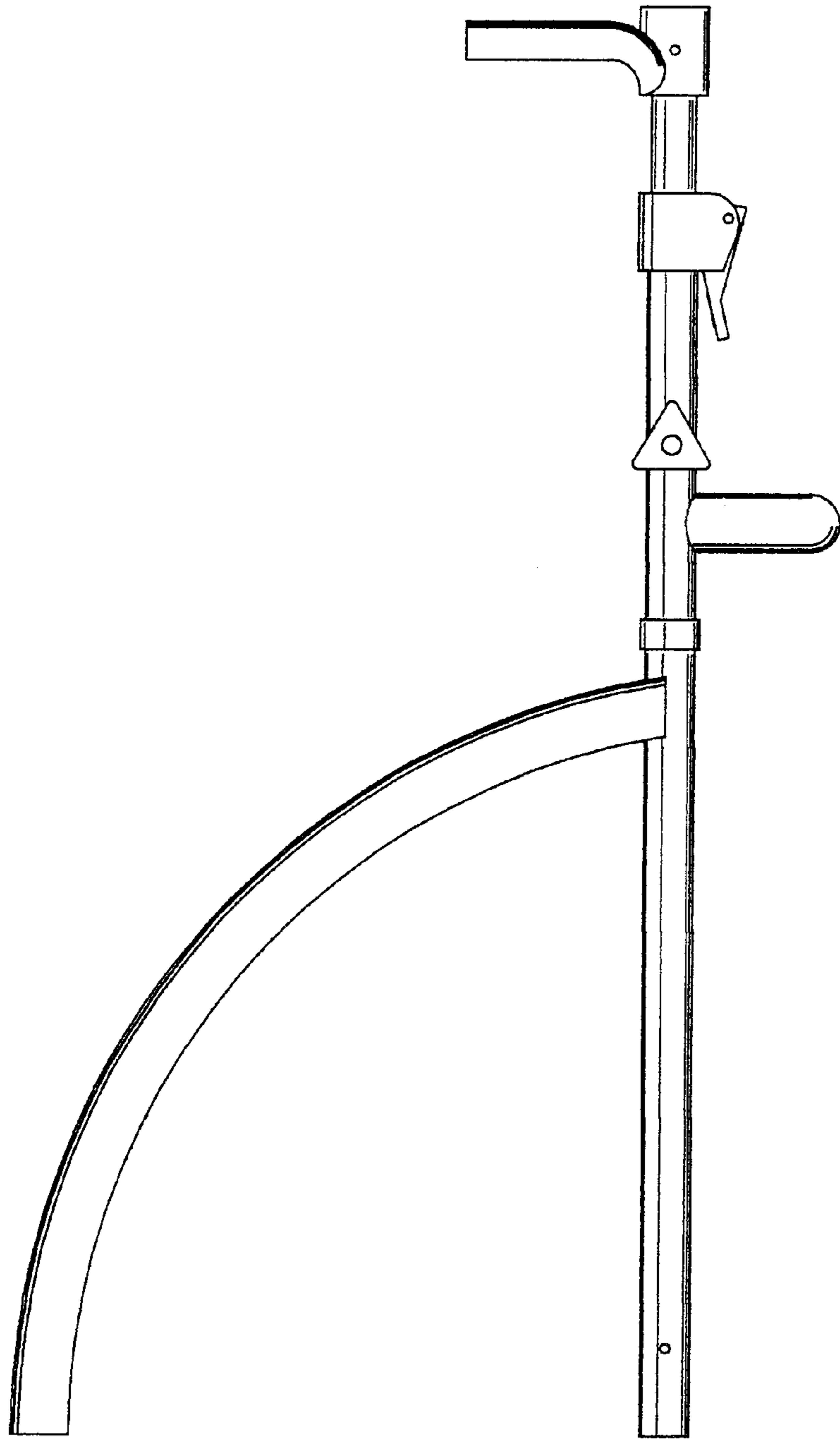


Fig. 6