



US00D535217S

(12) **United States Design Patent**  
**Yin et al.**

(10) **Patent No.:** **US D535,217 S**  
(45) **Date of Patent:** **\*\* Jan. 16, 2007**

(54) **MOTORCYCLE**

D500,712 S \* 1/2005 Kudo et al. .... D12/110  
D513,481 S \* 1/2006 Lin ..... D12/110

(75) Inventors: **Mingshan Yin**, Chongqing (CN);  
**Wenzhong Wang**, Chongqing (CN);  
**Jing Tan**, Chongqing (CN)

\* cited by examiner

(73) Assignee: **Lifan Industry (Group) Co., Ltd.**,  
Chongqing (CN)

*Primary Examiner*—Alan P. Douglas  
*Assistant Examiner*—Linda Brooks  
(74) *Attorney, Agent, or Firm*—Kenyon & Kenyon LLP

(\*\*) Term: **14 Years**

(57) **CLAIM**

(21) Appl. No.: **29/244,695**

The ornamental design for a motorcycle, as shown and described.

(22) Filed: **Dec. 12, 2005**

(30) **Foreign Application Priority Data**

**DESCRIPTION**

Aug. 26, 2005 (CN) ..... 200530011134

FIG. 1 is a left side view of a motorcycle showing our new design;

(51) **LOC (8) Cl.** ..... **12-11**

FIG. 2 is a right side view thereof;

(52) **U.S. Cl.** ..... **D12/110**

FIG. 3 is a front view thereof;

(58) **Field of Classification Search** ..... D12/110;

FIG. 4 is a back view thereof;

180/219, 220, 225, 229

FIG. 5 is a top view thereof; and,

See application file for complete search history.



FIG. 6 is a perspective view thereof.

(56) **References Cited**


**U.S. PATENT DOCUMENTS**

D497,330 S \* 10/2004 Fukuyama et al. .... D12/110


**1 Claim, 3 Drawing Sheets**




**FIG. 1**



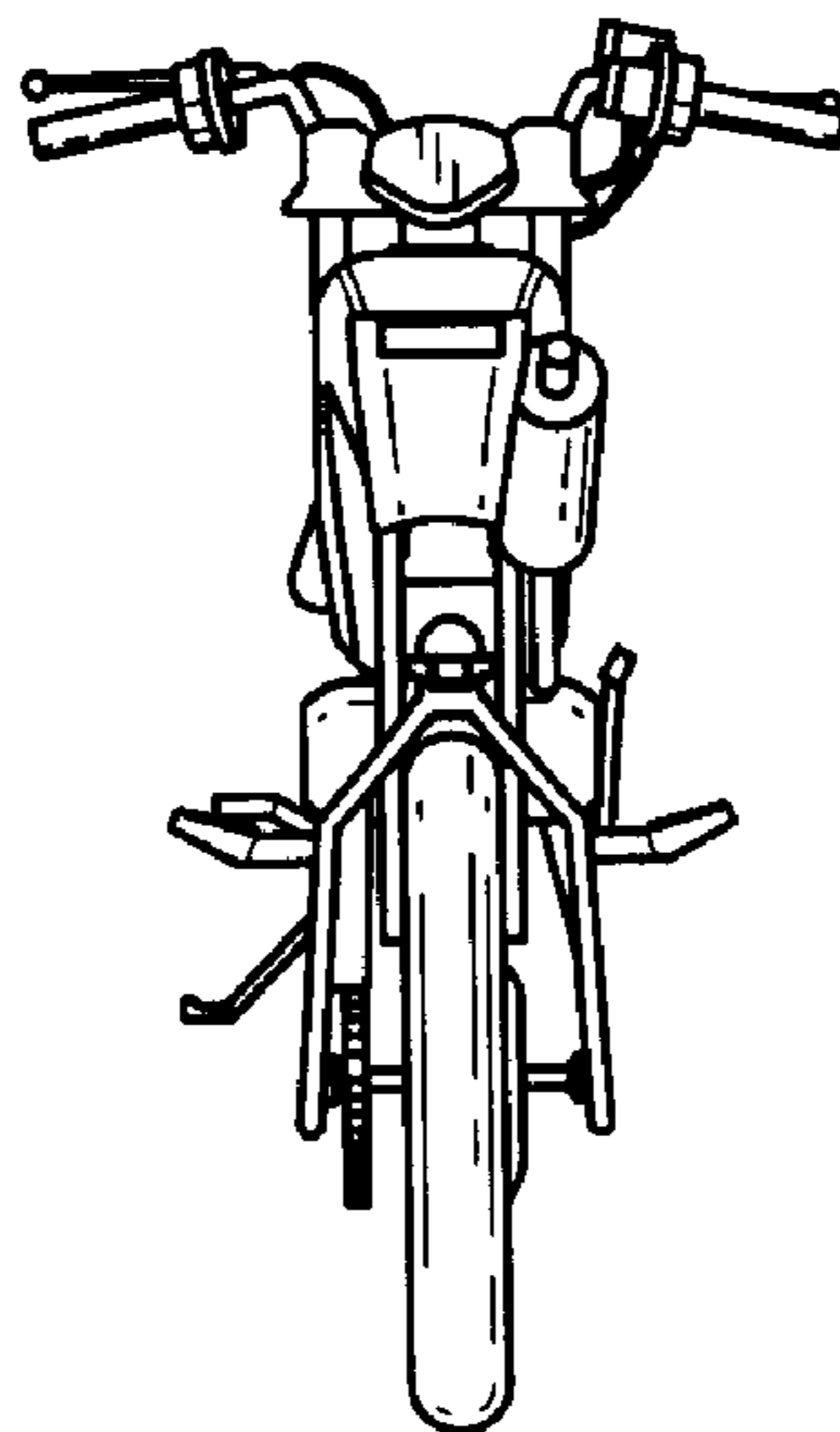
**FIG. 2**



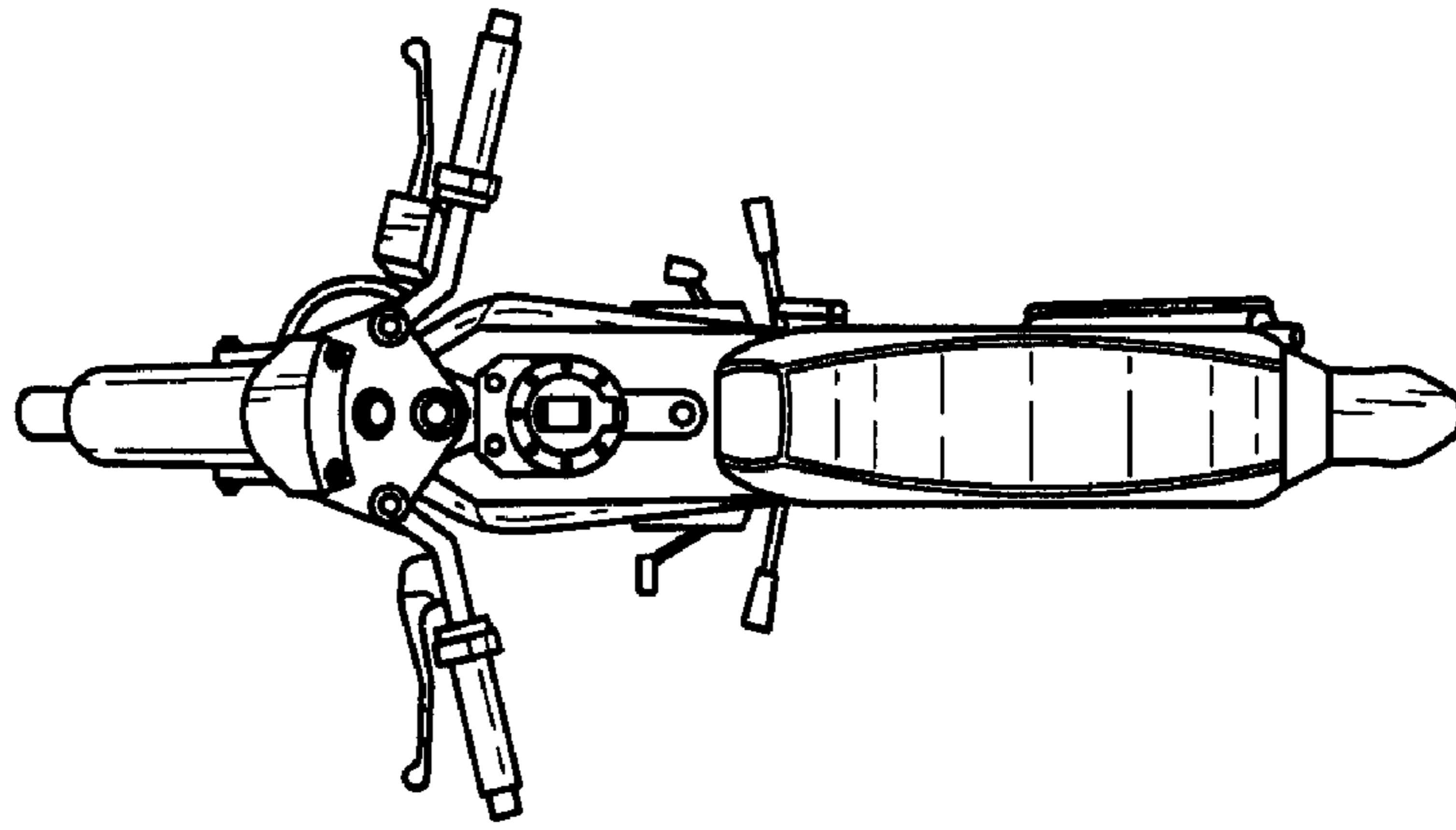
**FIG. 3**



**FIG. 4**



**FIG. 5**



**FIG. 6**

