



US00D535211S

(12) **United States Design Patent**
Warren

(10) **Patent No.:** **US D535,211 S**
(45) **Date of Patent:** **** Jan. 16, 2007**

(54) **FLAG WITH INTERCHANGEABLE
DETACHABLE APPLIQUÉS**

D464,590 S 10/2002 Real
D485,864 S * 1/2004 Sarian D20/11
D491,490 S * 6/2004 Real D11/165
2003/0026940 A1 2/2003 Bullock

(76) Inventor: **Mary Ann Warren**, 346 Flander Rd.,
#42, Riverhead, NY (US) 11901

* cited by examiner

(**) Term: **14 Years**

Primary Examiner—Catherine R. Oliver
Assistant Examiner—Anhdao Doan

(21) Appl. No.: **29/223,869**

(22) Filed: **Feb. 22, 2005**

(57) **CLAIM**

(51) **LOC (8) Cl.** **11-05**

(52) **U.S. Cl.** **D11/165**

(58) **Field of Classification Search** D11/108,
D11/110, 133, 134, 165–168, 171–176, 178,
D11/179, 181–183; 116/173–175; D20/29,
D20/30, 33, 36

The ornamental design for a flag with interchangeable detachable appliqué, as shown and described.

See application file for complete search history.

DESCRIPTION

(56) **References Cited**

U.S. PATENT DOCUMENTS

D20,097 S * 8/1890 Washburn D11/179
D56,330 S * 10/1920 Adler D11/180
D260,869 S * 9/1981 Chaskin D11/180
D273,576 S * 4/1984 Millan-Perichon D11/167
4,710,979 A 12/1987 Bull
4,890,347 A 1/1990 Fuller
5,881,481 A 3/1999 Bashaw, Jr.
6,021,593 A 2/2000 Hite
D463,998 S * 10/2002 Harmon D11/167

A visually appealing flag with interchangeable detachable appliqué.

FIG. 1 is a front view showing my new design with one of the appliqué;

FIG. 2 is a rear view thereof;

FIG. 3 is a top view thereof;

FIG. 4 is a bottom view thereof;

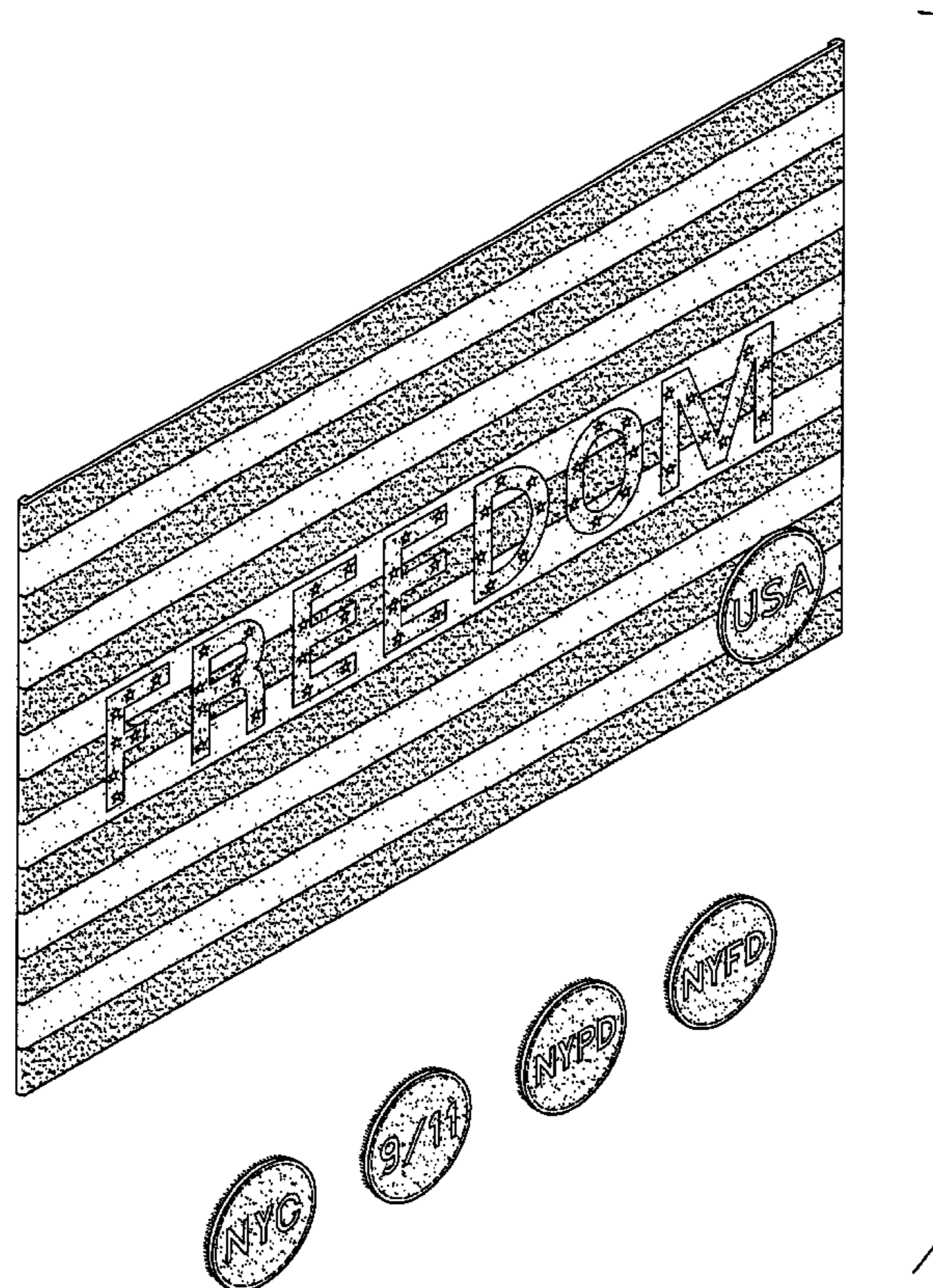
FIG. 5 is a left side view thereof;

FIG. 6 is a right side view thereof; and,

FIG. 7 is a perspective view of my design showing the whole set of appliqué.

The drawings are shaded with stippling to indicate contrasting color and/or texture. The dashed lines represent stitching or a surface treatment resembling to stitching.

1 Claim, 4 Drawing Sheets



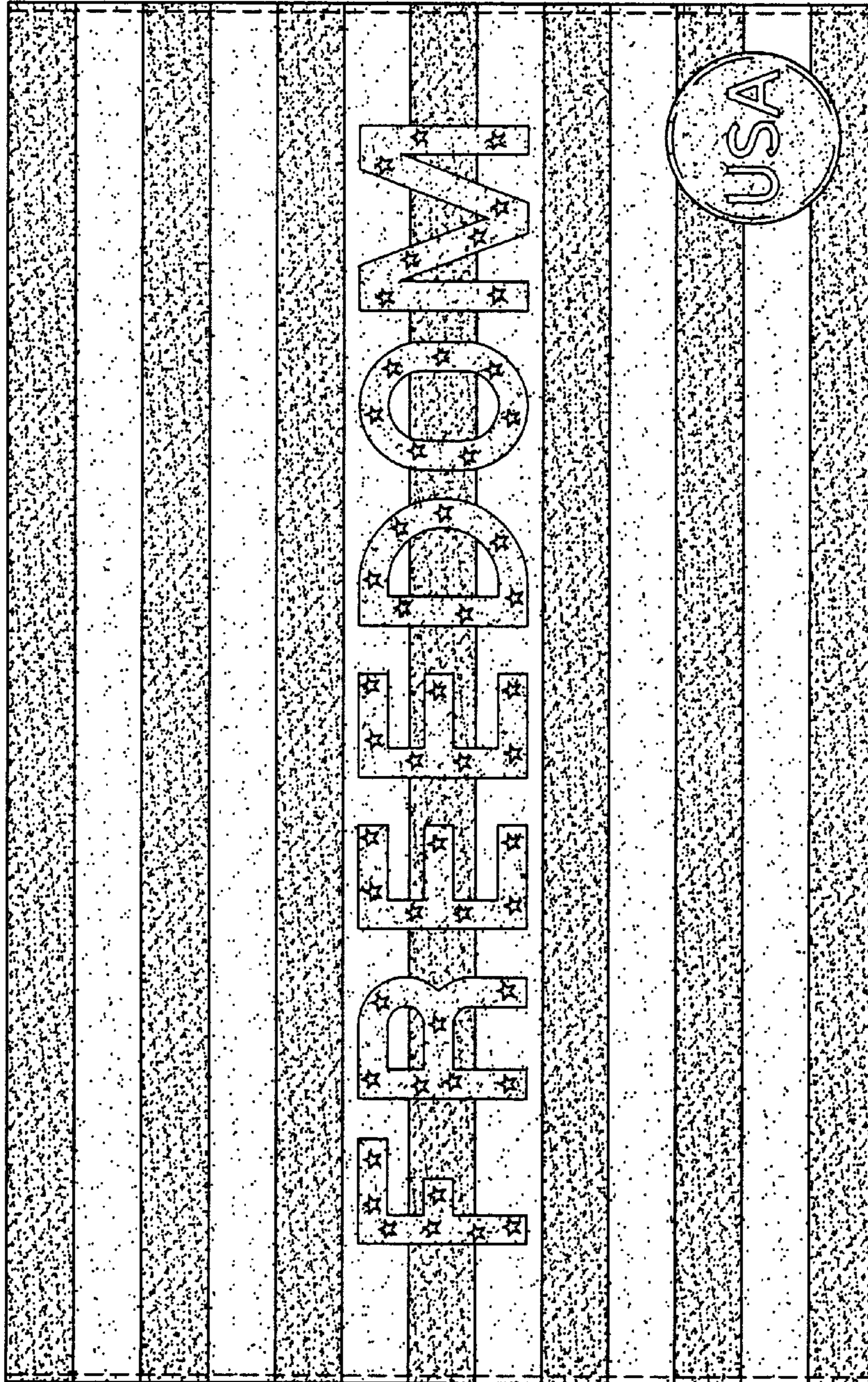


FIG. 1

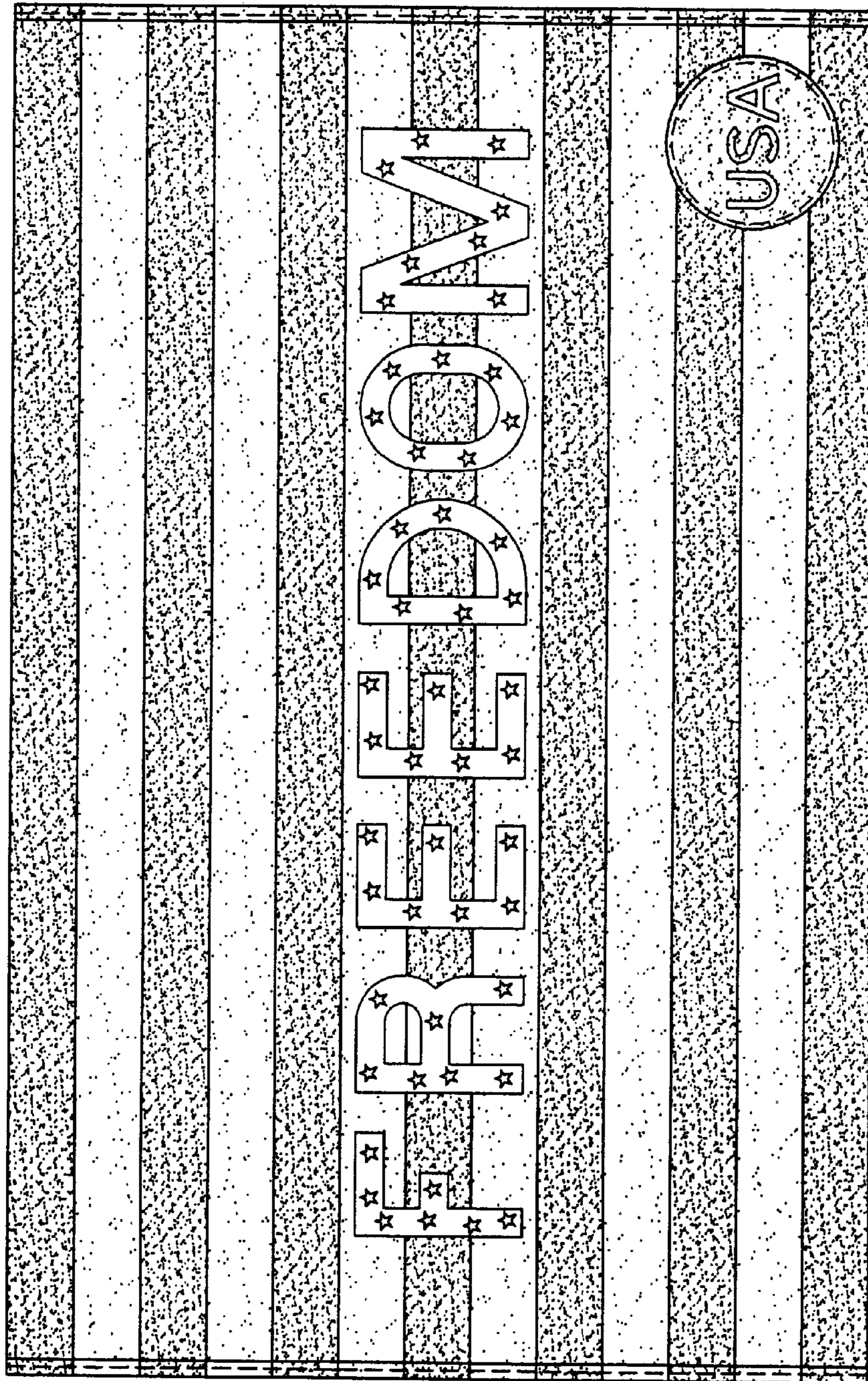


FIG. 2

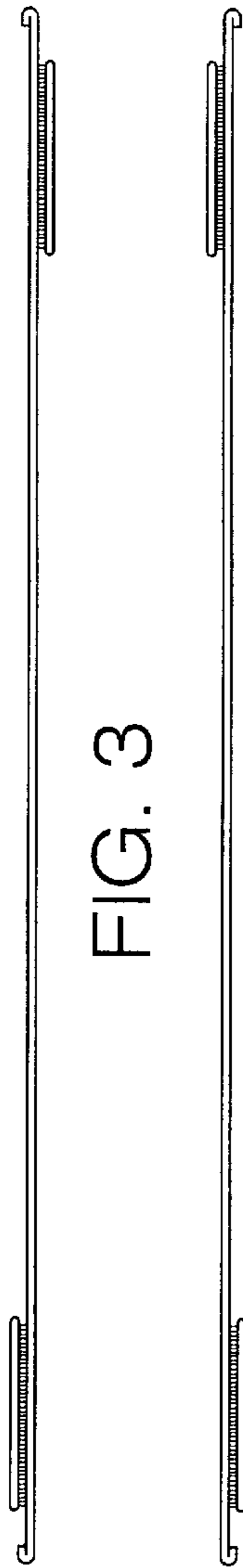


FIG. 3

FIG. 4



FIG. 6

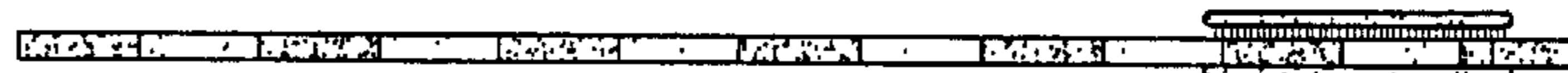


FIG. 5

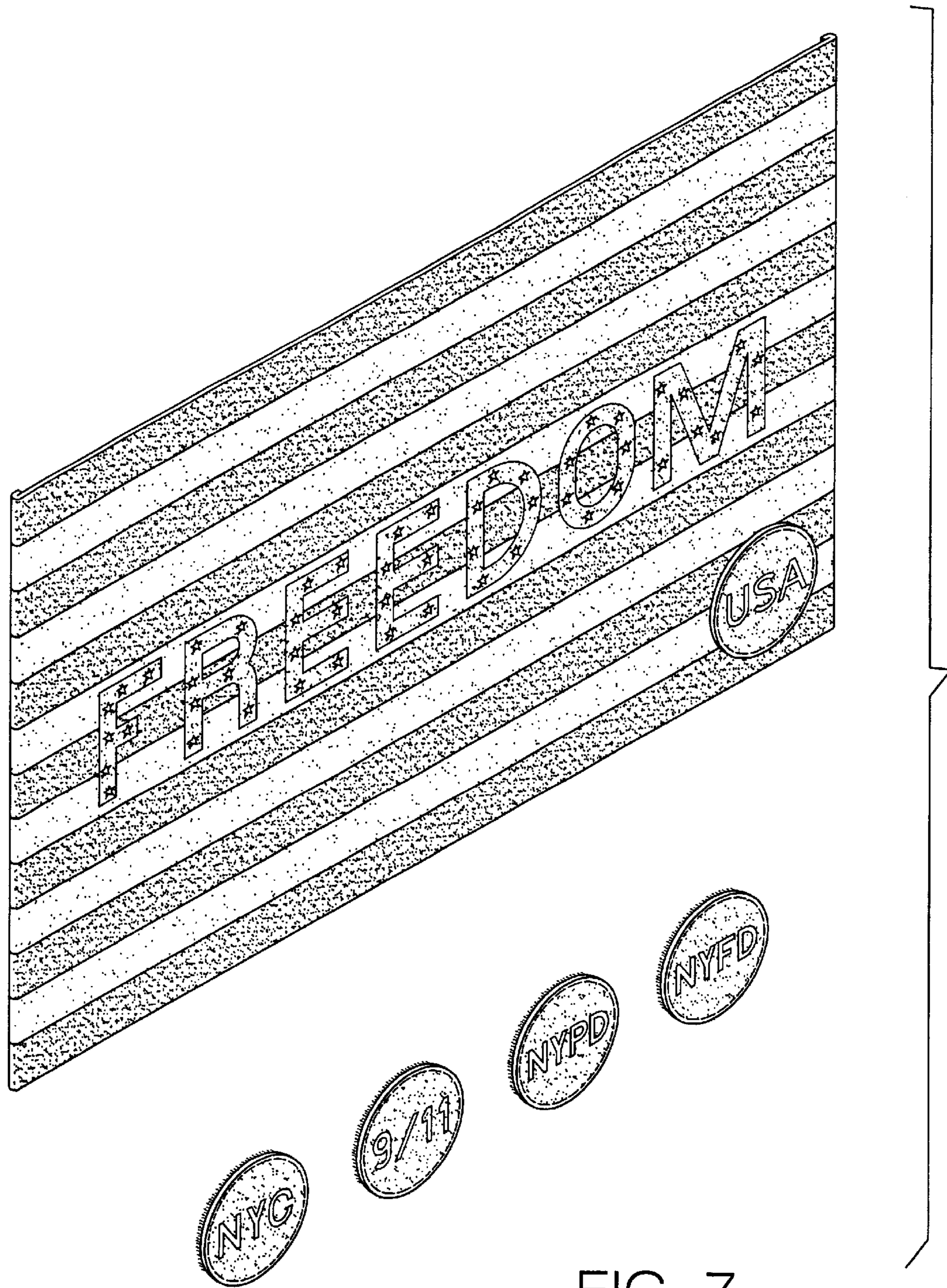


FIG. 7