



US00D535204S

(12) **United States Design Patent**
Bender et al.

(10) **Patent No.:** **US D535,204 S**
(45) **Date of Patent:** **** Jan. 16, 2007**

(54) **OCCUPANCY SENSOR FASCIA COVER PLATE**

(75) Inventors: **R. Kurt Bender**, Dripping Springs, TX (US); **Jonathan D. Williams**, Austin, TX (US); **Vadim Konradi**, Austin, TX (US); **Michael D. Crane**, Round Rock, TX (US); **Willfred Goldschmidt**, Weston, CT (US); **Duncan Sherwood**, Stamford, CT (US)

(73) Assignee: **Hubbell Incorporated**, Orange, CT (US)

(**) Term: **14 Years**

(21) Appl. No.: **29/230,825**

(22) Filed: **May 27, 2005**

(51) **LOC (8) Cl.** **10-05**

(52) **U.S. Cl.** **D10/104**

(58) **Field of Classification Search** D8/350;
D14/247, 138; D13/177, 170, 165, 158; D10/108,
D10/106, 104; 73/1.79; 340/600, 556, 555;
250/353, 349, 342, 370.1

See application file for complete search history.

(56) **References Cited**

U.S. PATENT DOCUMENTS

2,096,839 A	10/1937	Barlow	
D243,513 S	3/1977	Galvin et al.	
4,057,794 A	11/1977	Grossfield	
D261,740 S	* 11/1981	Lederer D10/106
D266,996 S	11/1982	Beeson et al.	
D271,573 S	11/1983	Wada et al.	
4,418,337 A	11/1983	Bader	
D290,239 S	6/1987	Bergeron	

(Continued)

OTHER PUBLICATIONS

The Watt Stopper, Inc., UT-355 Line Voltage Ultrasonic Occupancy Sensor, Pub. No. 19301.

Hubbell Building Automation, Inc., LightHAWK LH-MT/LH-MT-HL Intelligent Self-Adjusting Multi-Technology.

Hubbell Building Automation, Inc., LightHAWK LH-US/LH-US-RR Intelligent Self-Adjusting Ultrasonic Wall Switch Sensors.

Hubbell Building Automation, Inc., WSI200AT Adaptive Timing Passive Infrared Wall Switch Sensor.

Hubbell Building Automation, Inc., IWSZPZP Passive Infrared Wall Switch Sensor.

Hubbell Building Automation, Inc., SOM101 Passive Infrared Wall Switch.

Hubbell Building Automation, Inc., SOM102 Passive Infrared Wall Switch 2 Circuits.

Primary Examiner—Cathron C. Brooks

Assistant Examiner—Austin Murphy

(74) *Attorney, Agent, or Firm*—Alfred N. Goodman; Mark S. Bicks

(57) **CLAIM**

The ornamental design for an occupancy sensor fascia cover plate, as shown and described.

DESCRIPTION

FIG. 1 is a perspective view of the top, front, and left side of the occupancy sensor fascia cover plate mounted on a housing shown in phantom illustrating the new and ornamental design;

FIG. 2 is a rear elevational view of the occupancy sensor fascia cover plate shown in phantom lines.

FIG. 3 is a top plan view of the fascia cover plate illustrated in FIGS. 1-2;

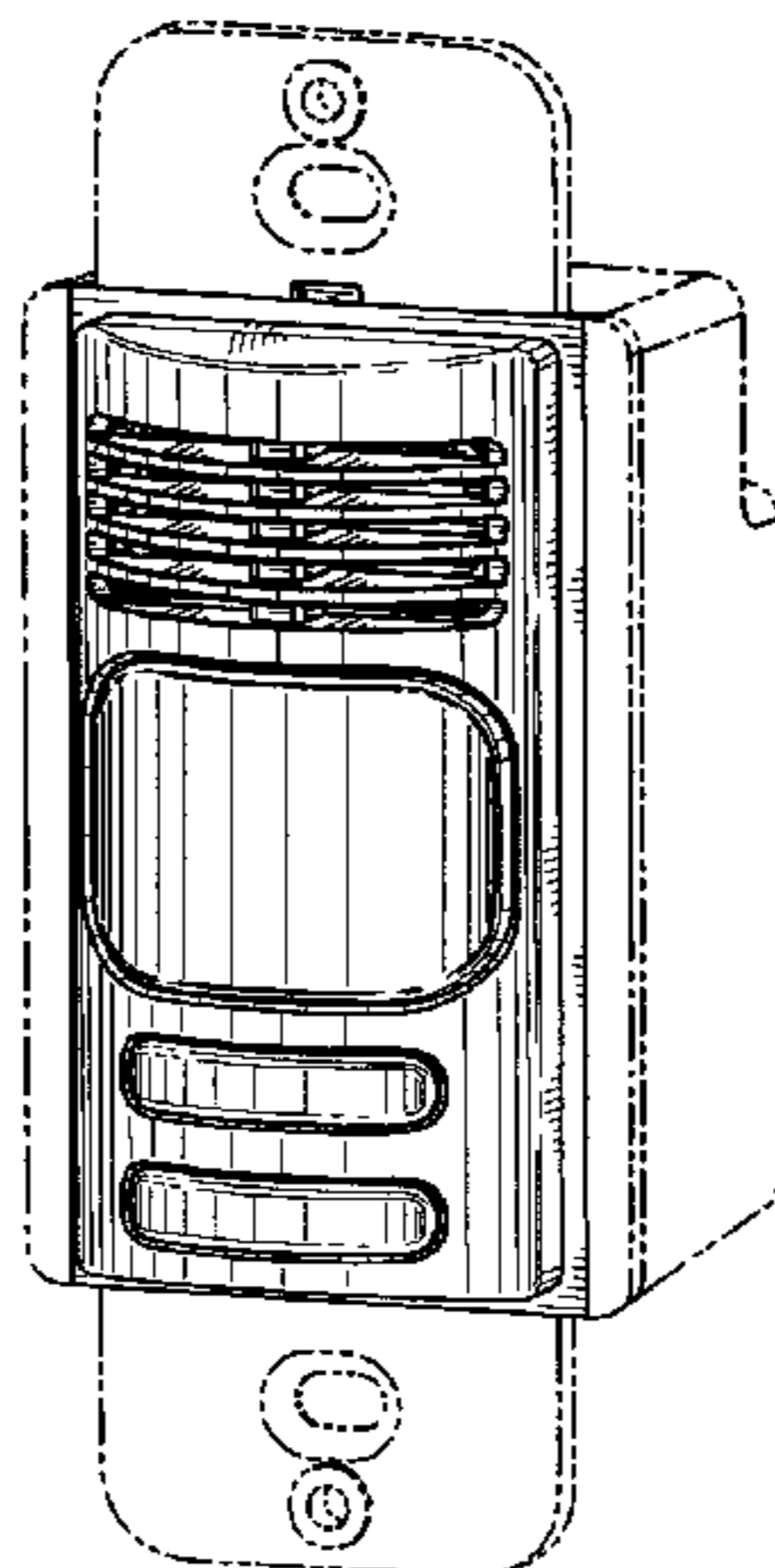
FIG. 4 is a right side elevational view of the fascia cover plate illustrated in FIGS. 1-3, the left side being a mirror image thereof;

FIG. 5 is a front elevational view of the fascia cover plate illustrated in FIGS. 1-4; and,

FIG. 6 is a bottom plan view of the fascia cover plate illustrated in FIGS. 1-5.

The phantom lines are shown for illustrative purposes only and form no part of the claimed design.

1 Claim, 2 Drawing Sheets



US D535,204 S

Page 2

U.S. PATENT DOCUMENTS

4,678,985 A	7/1987	Moski	
4,703,171 A	10/1987	Kahl et al.	
D294,231 S	2/1988	Cameron et al.	
4,751,399 A	6/1988	Koehring et al.	
4,841,285 A	6/1989	Laut	
D305,881 S	2/1990	Bergeron	
D307,875 S	* 5/1990	Mallory	D10/106
D312,054 S	* 11/1990	Melman	D10/106
D312,072 S	11/1990	Bergeron	
5,015,994 A	* 5/1991	Hoberman et al.	340/567
D327,471 S	* 6/1992	Frick	D13/158
5,142,199 A	8/1992	Elwell	
D336,893 S	6/1993	Bergeron	
D337,542 S	7/1993	Ewing et al.	
D337,733 S	7/1993	Ewing et al.	
D339,108 S	9/1993	Bergeron	
D343,386 S	* 1/1994	Mueller	D13/158
5,281,961 A	1/1994	Elwell	
5,293,097 A	3/1994	Elwell	
5,319,283 A	6/1994	Elwell	
5,363,688 A	11/1994	Elwell	
5,392,631 A	2/1995	Elwell	
5,394,035 A	2/1995	Elwell	
D356,748 S	* 3/1995	Carmi	D10/106
D364,827 S	* 12/1995	Carmi	D10/106
D370,863 S	* 6/1996	Carmi	D10/106
D376,130 S	* 12/1996	Elwell et al.	D13/158
D381,283 S	* 7/1997	Soreo	D10/106
5,703,368 A	12/1997	Tomooka et al.	
D392,624 S	* 3/1998	Hower et al.	D14/388
5,739,753 A	* 4/1998	Porter	340/555
D399,155 S	* 10/1998	Roberts	D10/106
D401,175 S	11/1998	Bender et al.	
5,861,806 A	1/1999	Vories et al.	
D409,936 S	* 5/1999	Baldwin et al.	D10/106
5,973,594 A	10/1999	Baldwin et al.	
6,049,281 A	4/2000	Osterweil	
D425,534 S	* 5/2000	Mutoh et al.	D16/203
6,082,894 A	7/2000	Batko et al.	
D430,055 S	8/2000	Aiello et al.	
D430,056 S	8/2000	Aiello et al.	
D432,503 S	* 10/2000	Taylor	D13/177
D434,387 S	* 11/2000	Taylor	D13/158
6,150,943 A	11/2000	Lehman et al.	
D435,798 S	1/2001	Aiello et al.	
D439,853 S	4/2001	Aiello et al.	
6,222,191 B1	4/2001	Myron et al.	
D455,406 S	* 4/2002	Pinchuk	D13/165
6,480,103 B1	11/2002	McCarthy et al.	
D472,486 S	4/2003	Eckel et al.	
6,587,049 B1	7/2003	Thacker	
D485,774 S	1/2004	Hwang et al.	
6,798,341 B1	9/2004	Eckel et al.	
2005/0030180 A1	* 2/2005	Pantus et al.	340/556

* cited by examiner

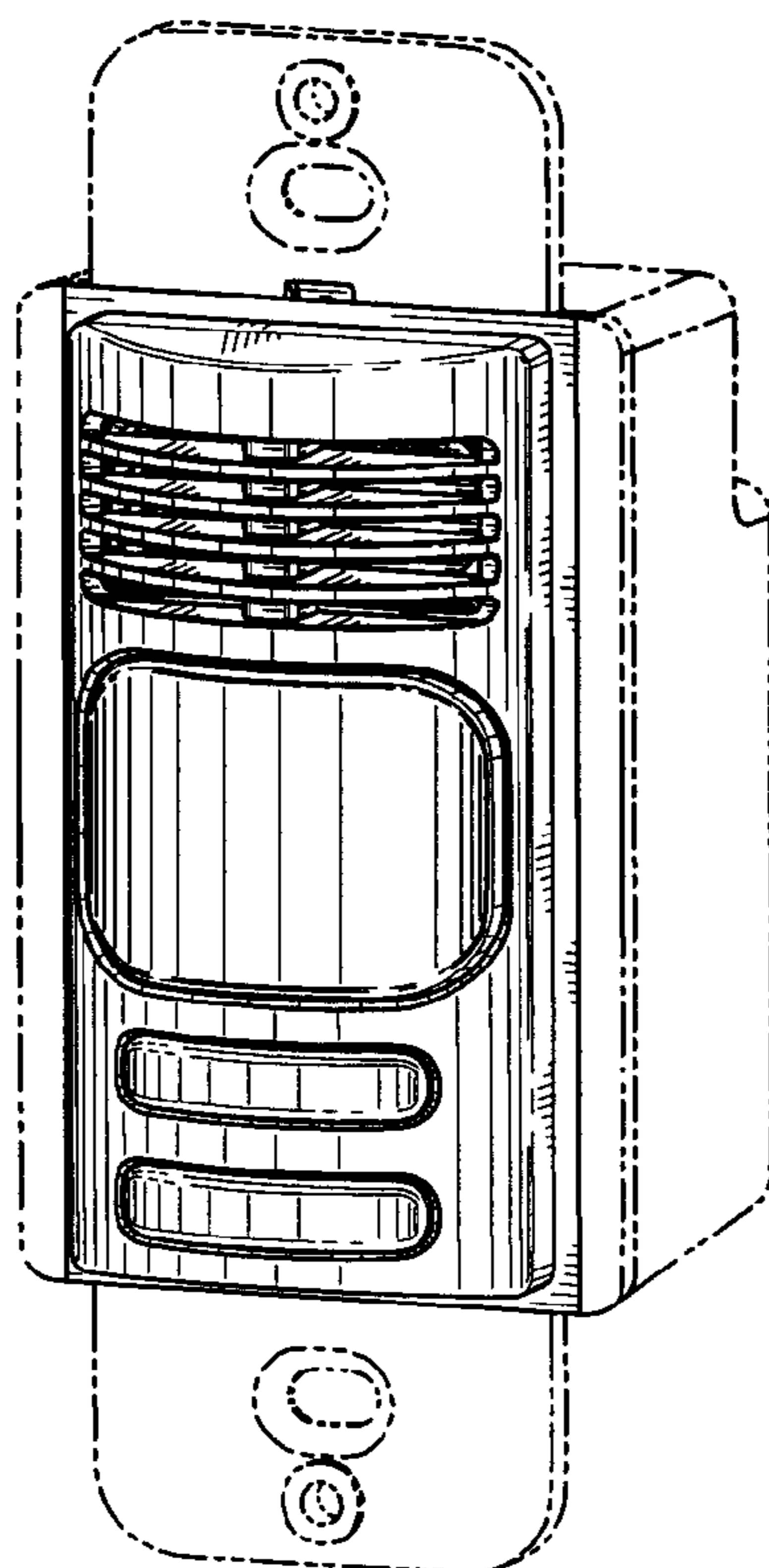


FIG. 1

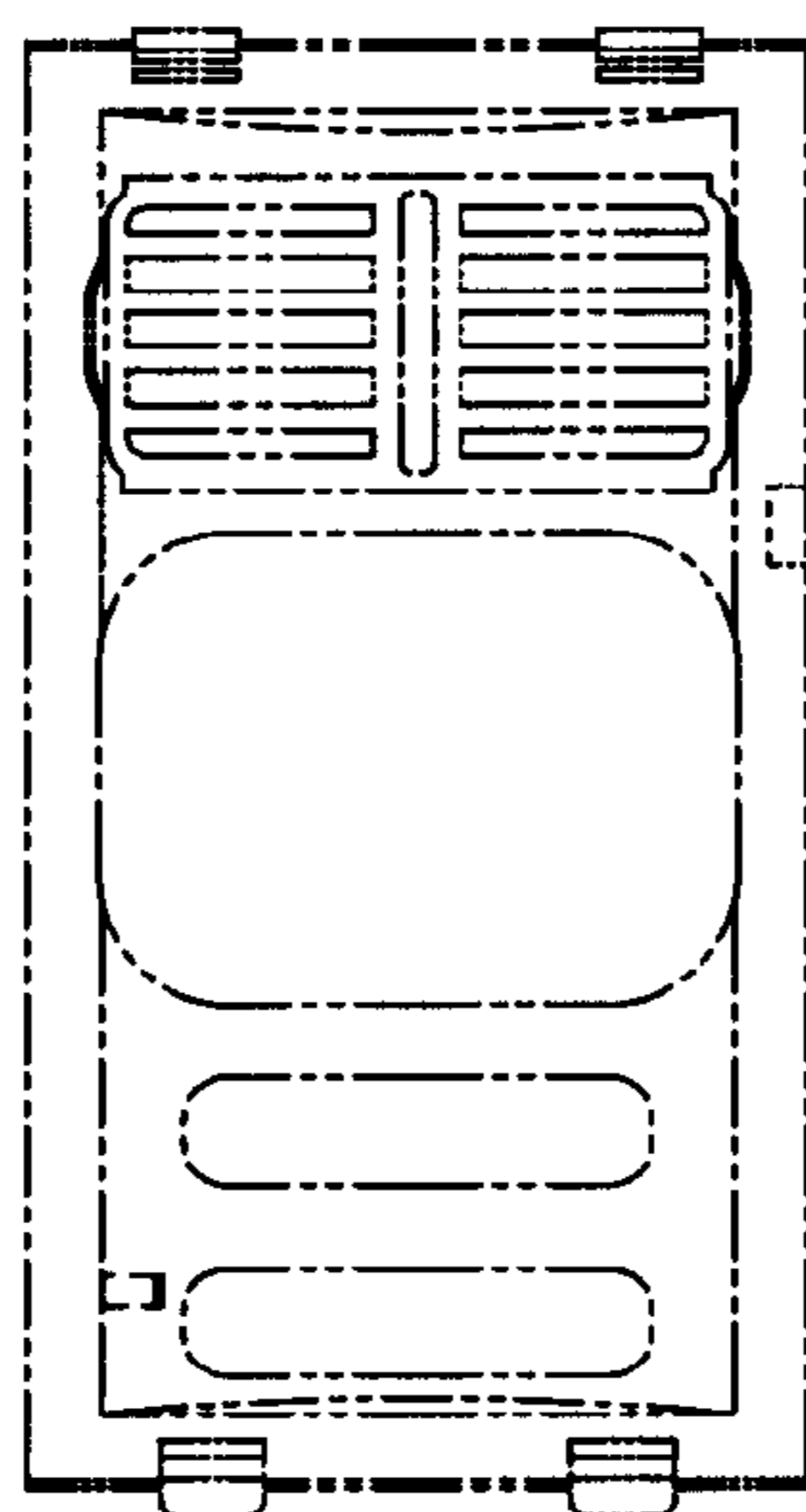


FIG. 2

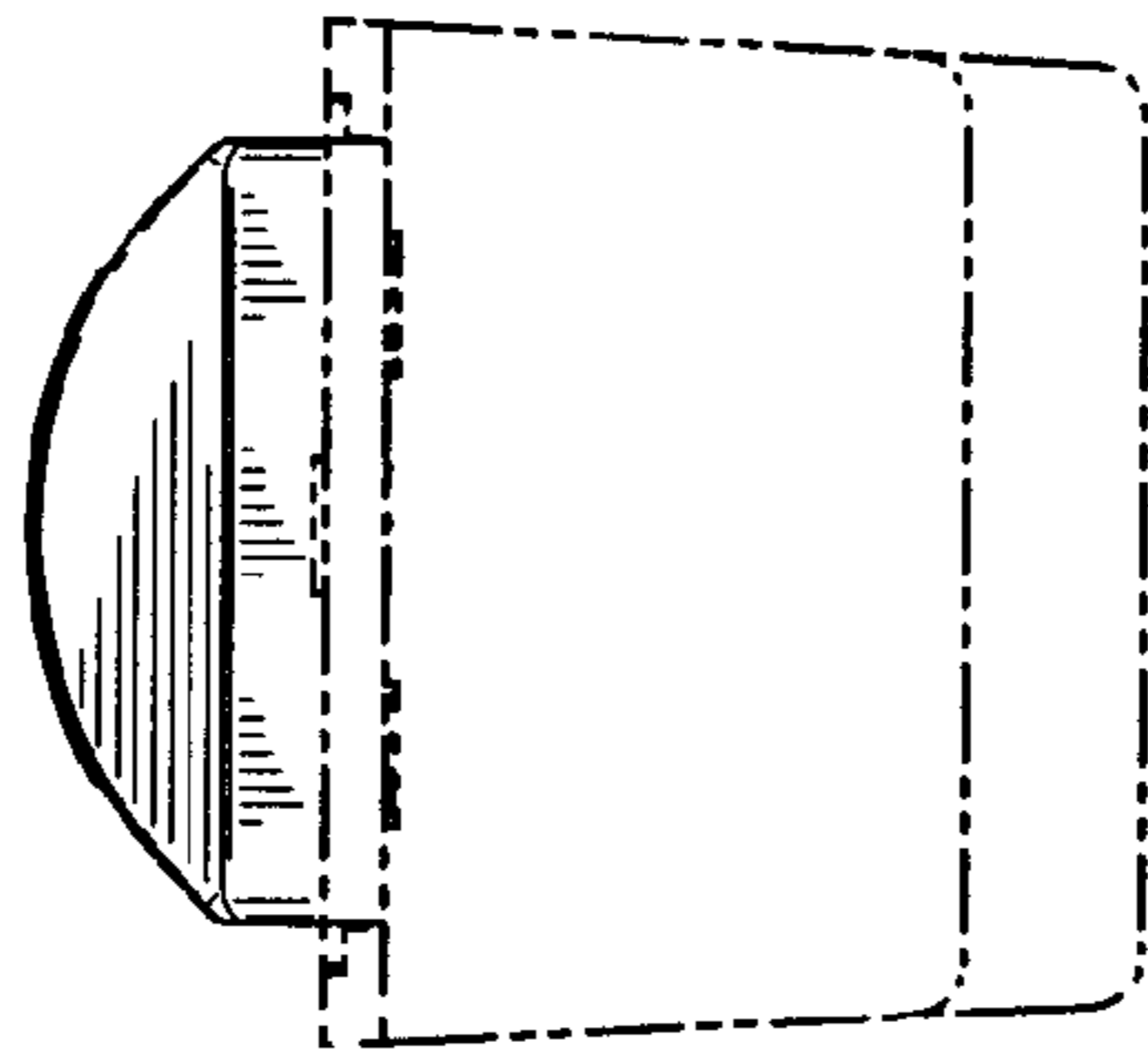


FIG. 3

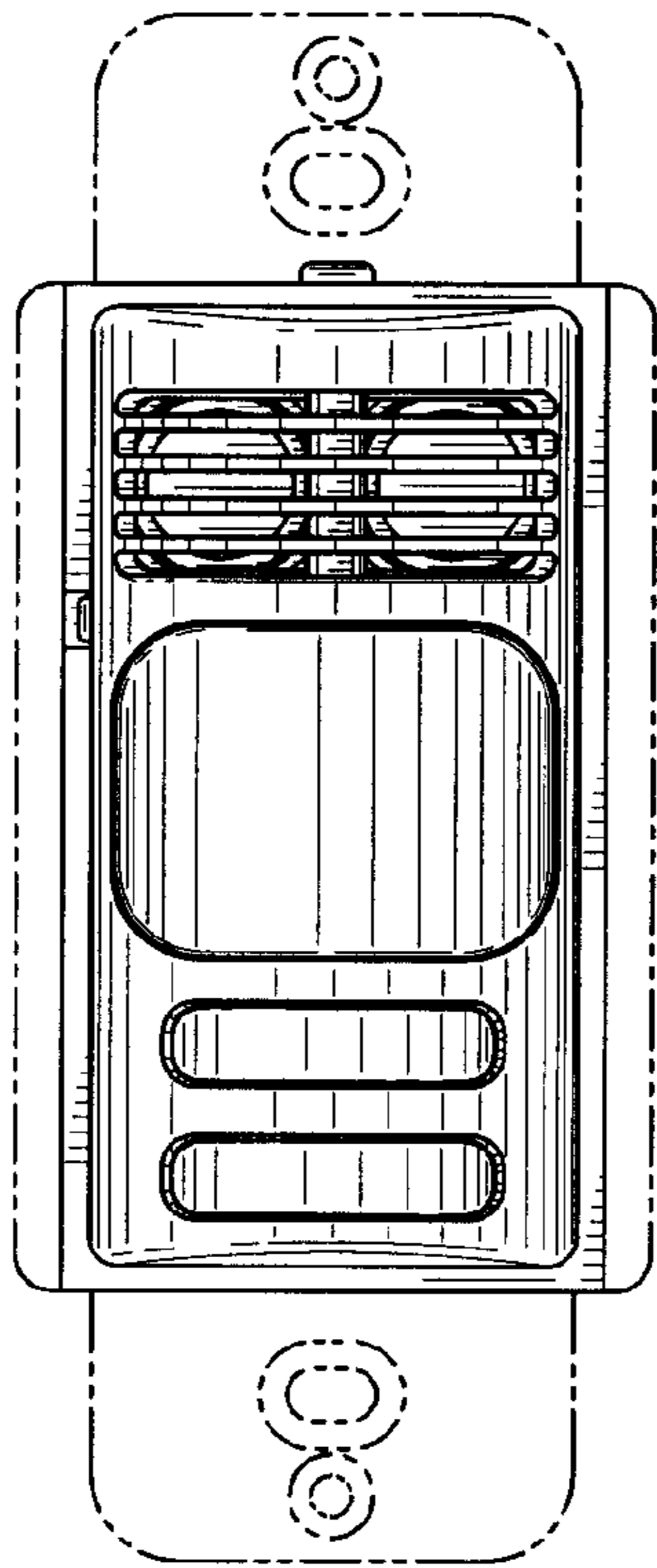


FIG. 5

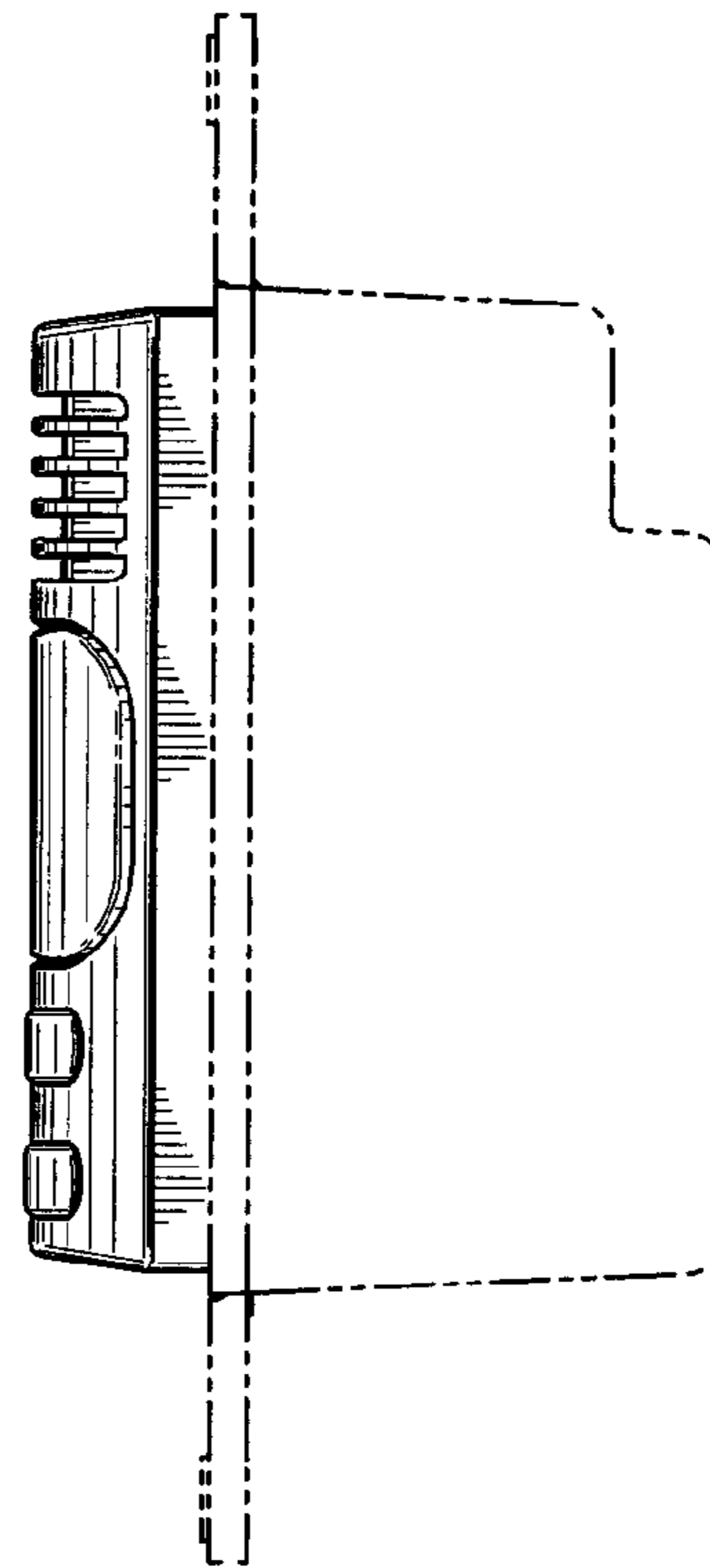


FIG. 4

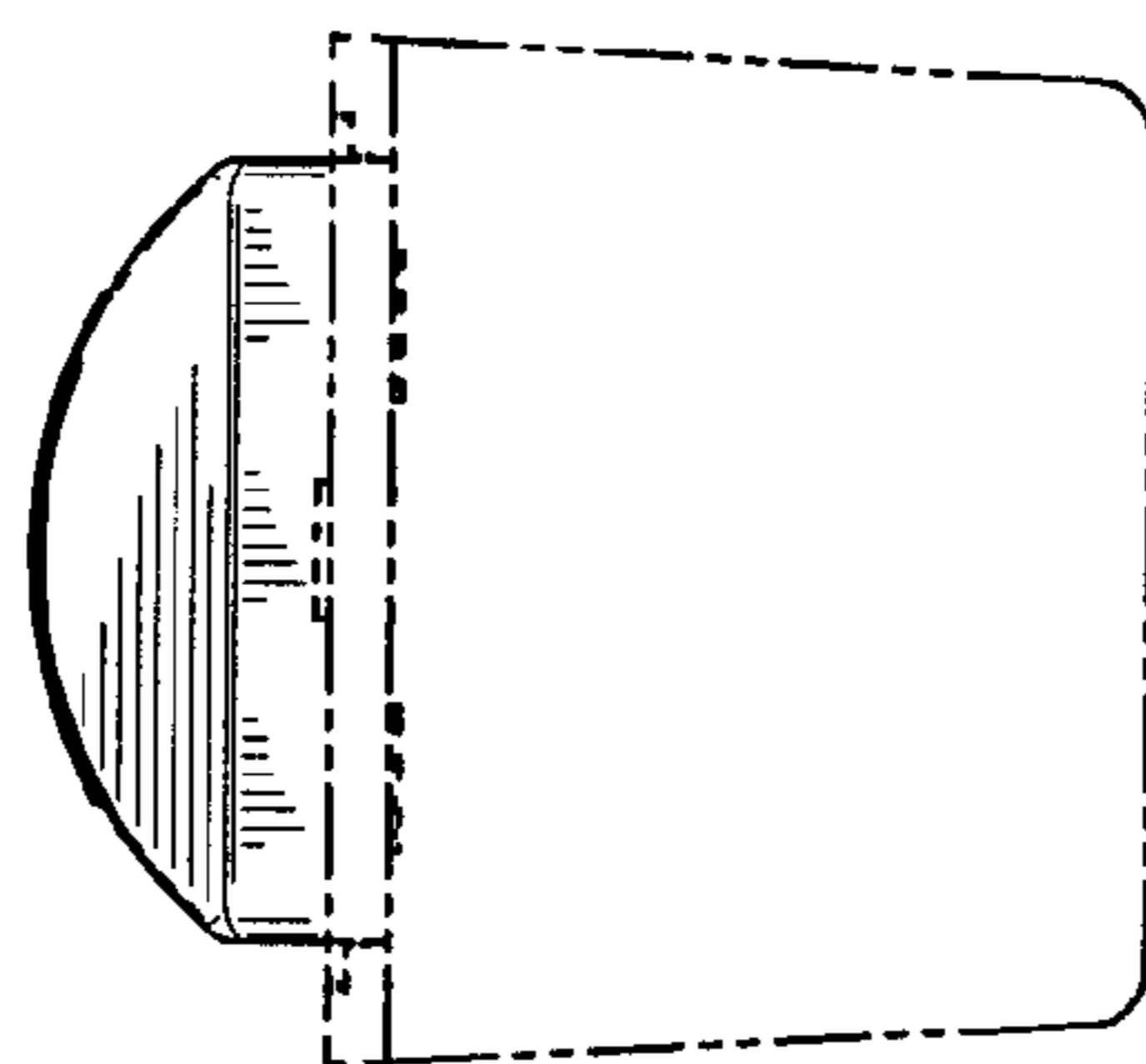


FIG. 6