



US00D535201S

(12) **United States Design Patent**  
**Stekelenburg**

(10) **Patent No.:** **US D535,201 S**

(45) **Date of Patent:** **\*\* Jan. 16, 2007**

(54) **ADJUSTABLE TIMER HOUSING**

(76) Inventor: **Albert Stekelenburg**, 9<sup>th</sup> fl., 102  
Kuang-Fu S. Rd., Taipei (TW)

(\*\*) Term: **14 Years**

(21) Appl. No.: **29/251,813**

(22) Filed: **Jan. 13, 2006**

(51) **LOC (8) Cl.** ..... **10-03**

(52) **U.S. Cl.** ..... **D10/40**

(58) **Field of Classification Search** ..... D10/40,  
D10/106; D13/138.1, 137.1, 137.3, 139.8,  
D13/139.6, 162, 162.1

See application file for complete search history.

(56) **References Cited**

**U.S. PATENT DOCUMENTS**

D234,215	S	*	1/1975	Felske	.....	D10/40
3,925,629	A	*	12/1975	Albinger, Jr.	.....	200/38 R
3,997,742	A	*	12/1976	Marquis	.....	200/38 FB
D246,159	S	*	10/1977	Podall	.....	D10/40
4,297,546	A	*	10/1981	Koch	.....	200/38 R
4,311,886	A	*	1/1982	Rulseh	.....	200/38 R
D265,553	S	*	7/1982	Joss et al.	.....	D10/40
D285,418	S	*	9/1986	Keichel	.....	D10/40
D288,177	S	*	2/1987	Yang	.....	D10/40
D315,893	S	*	4/1991	Cheng	.....	D13/165

D352,472	S	*	11/1994	Chen	.....	D10/40
D352,667	S	*	11/1994	Chen	.....	D10/40
5,699,320	A	*	12/1997	Wan	.....	368/10
D391,177	S	*	2/1998	Stekelenburg	.....	D10/40
D432,030	S	*	10/2000	Stekelenburg	.....	D10/40
D449,543	S	*	10/2001	Stekelenburg	.....	D10/40
D450,604	S	*	11/2001	Stekelenburg	.....	D10/40
D466,420	S	*	12/2002	Chen	.....	D10/40

\* cited by examiner

*Primary Examiner*—Lucy Lieberman

(74) *Attorney, Agent, or Firm*—Troxell Law Office, PLLC

(57) **CLAIM**

The ornamental design for an adjustable timer housing, as shown and described.

**DESCRIPTION**

FIG. 1 is a top view of an adjustable timer housing showing my new design;

FIG. 2 is a front view thereof;

FIG. 3 is a right side elevational view thereof;

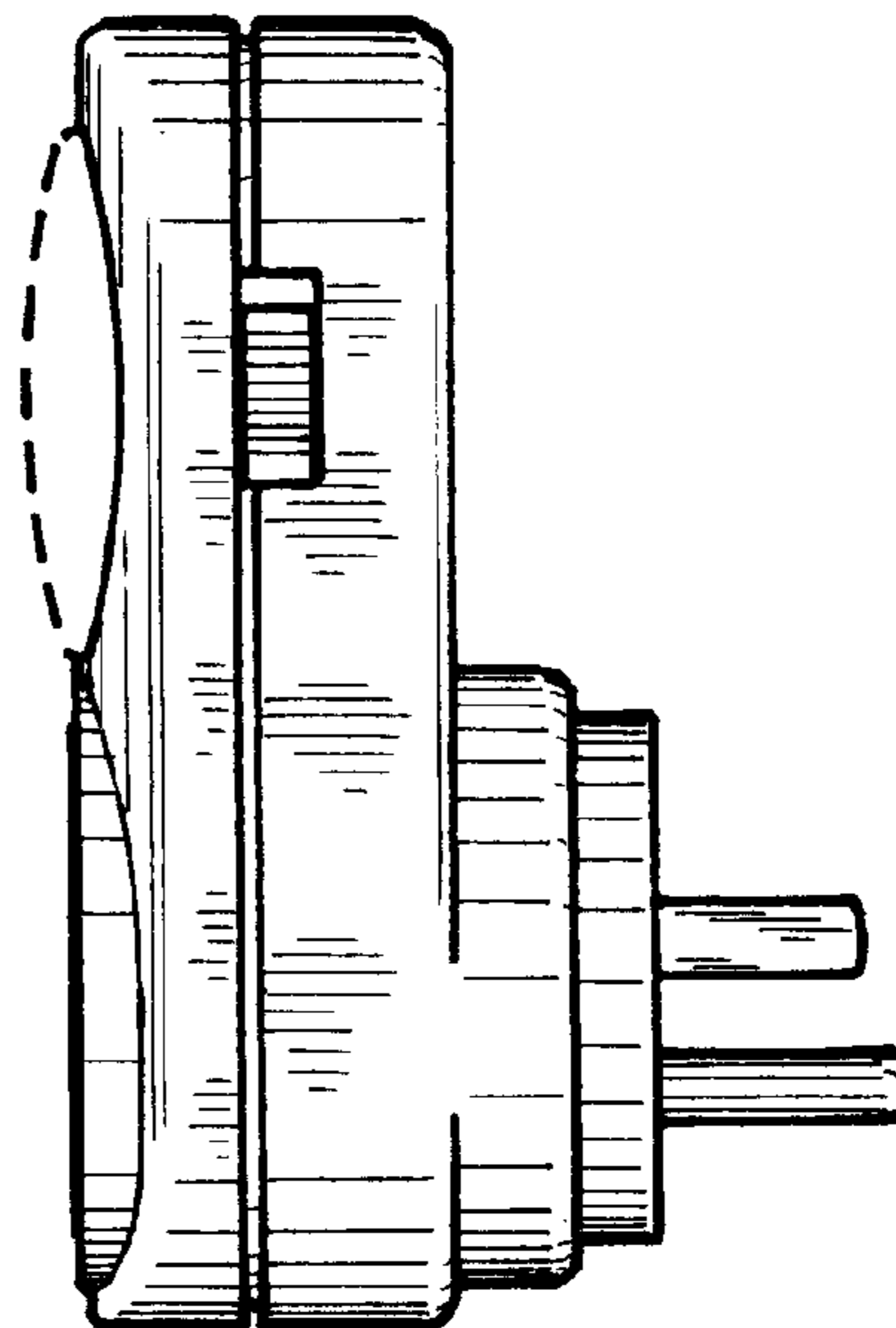

FIG. 4 is a rear view thereof;

FIG. 5 is a bottom view thereof; and,

FIG. 6 is a left side view thereof.

The broken lines shown in FIGS. 1, 2, 3, 5 and 6 are for illustrative purposes only and do not form part of the claimed design.

**1 Claim, 1 Drawing Sheet**



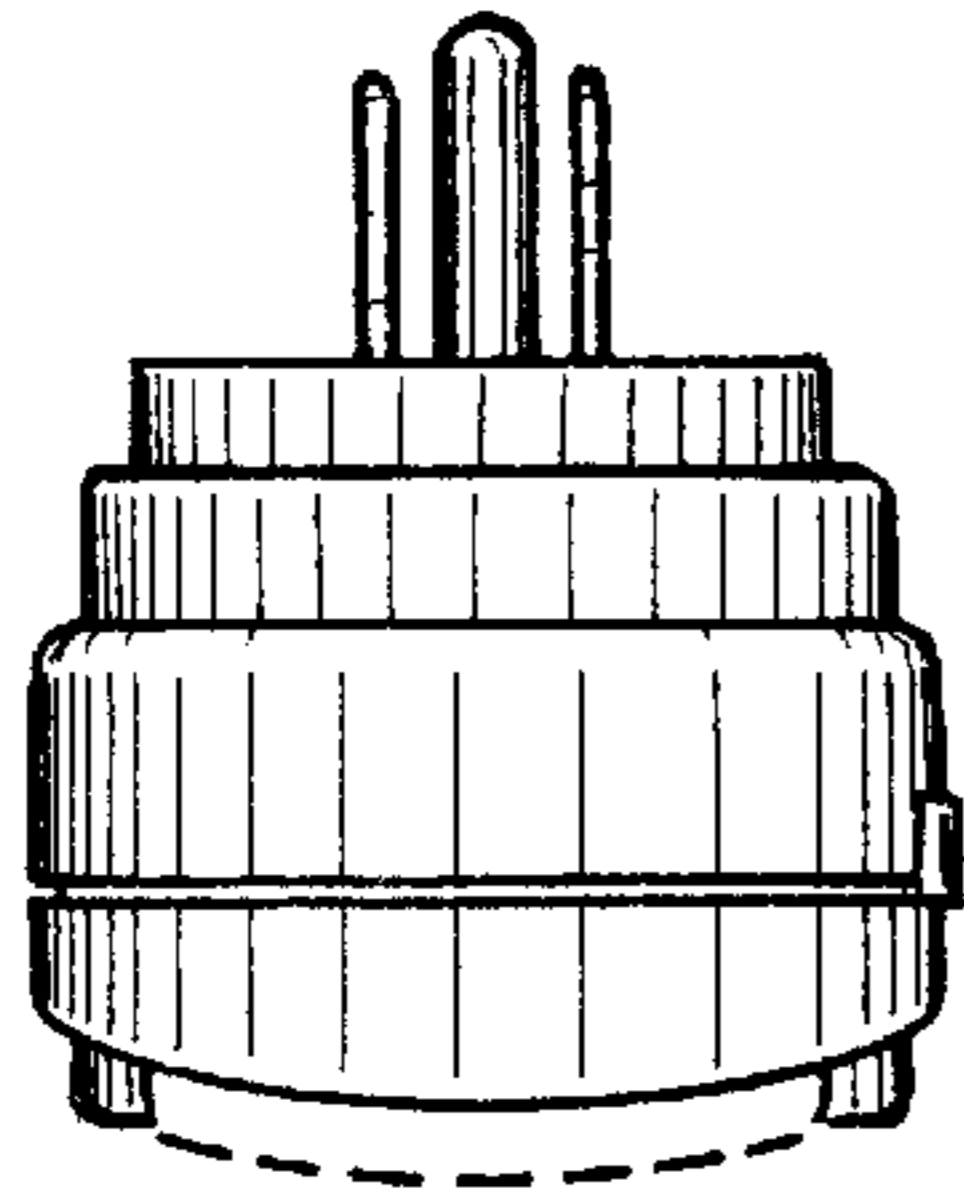


FIG. 1

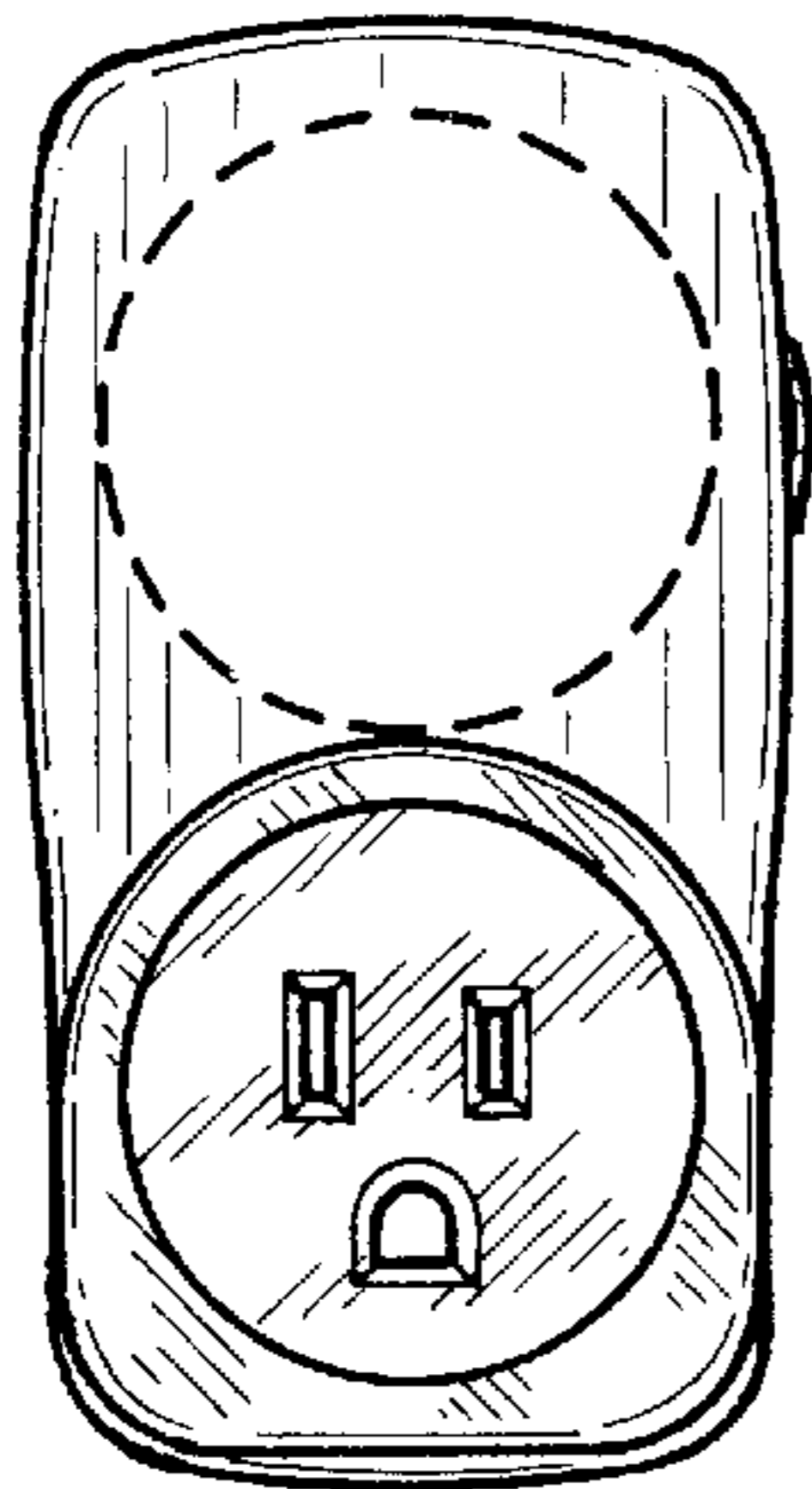


FIG. 2

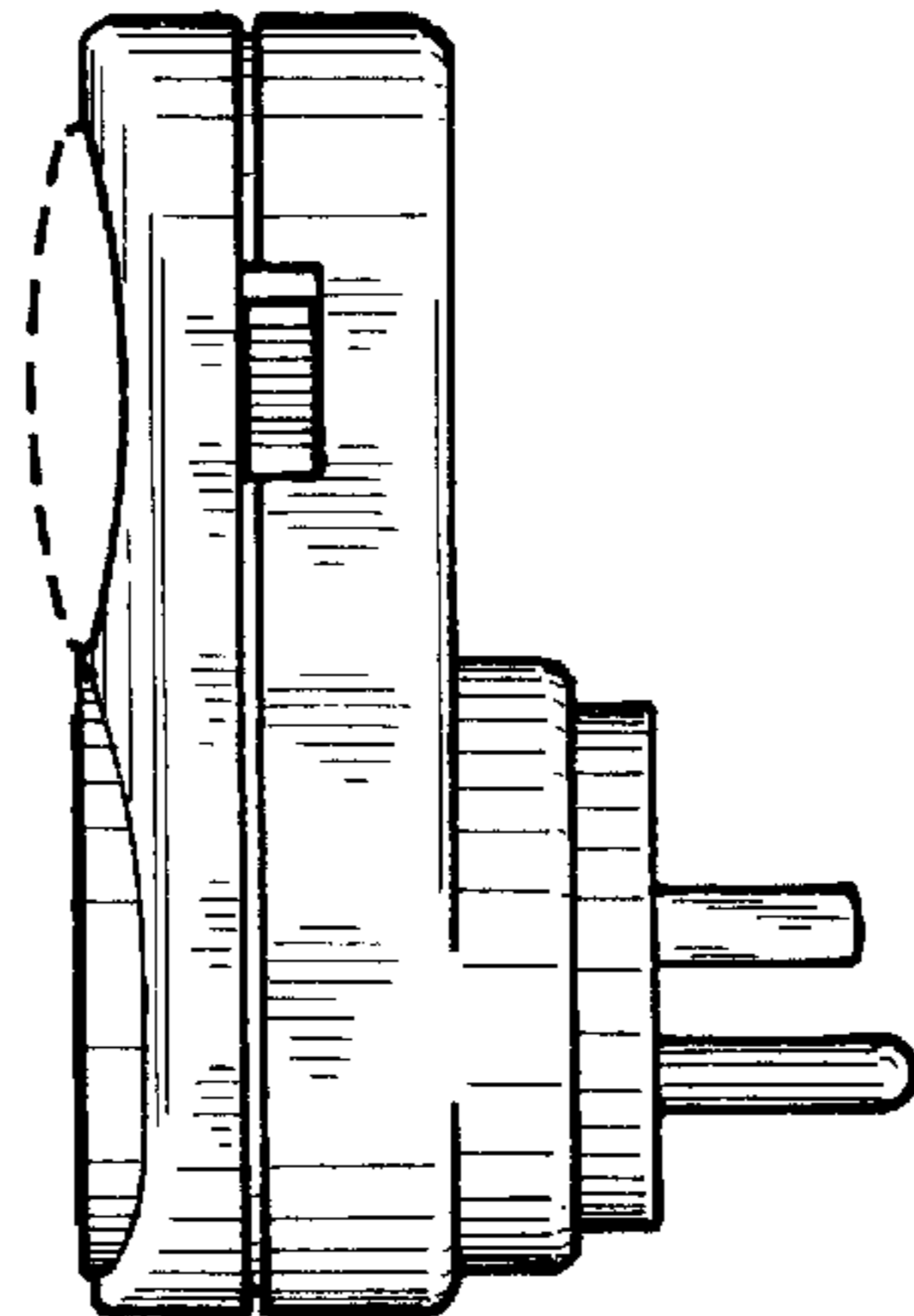


FIG. 3




FIG. 4

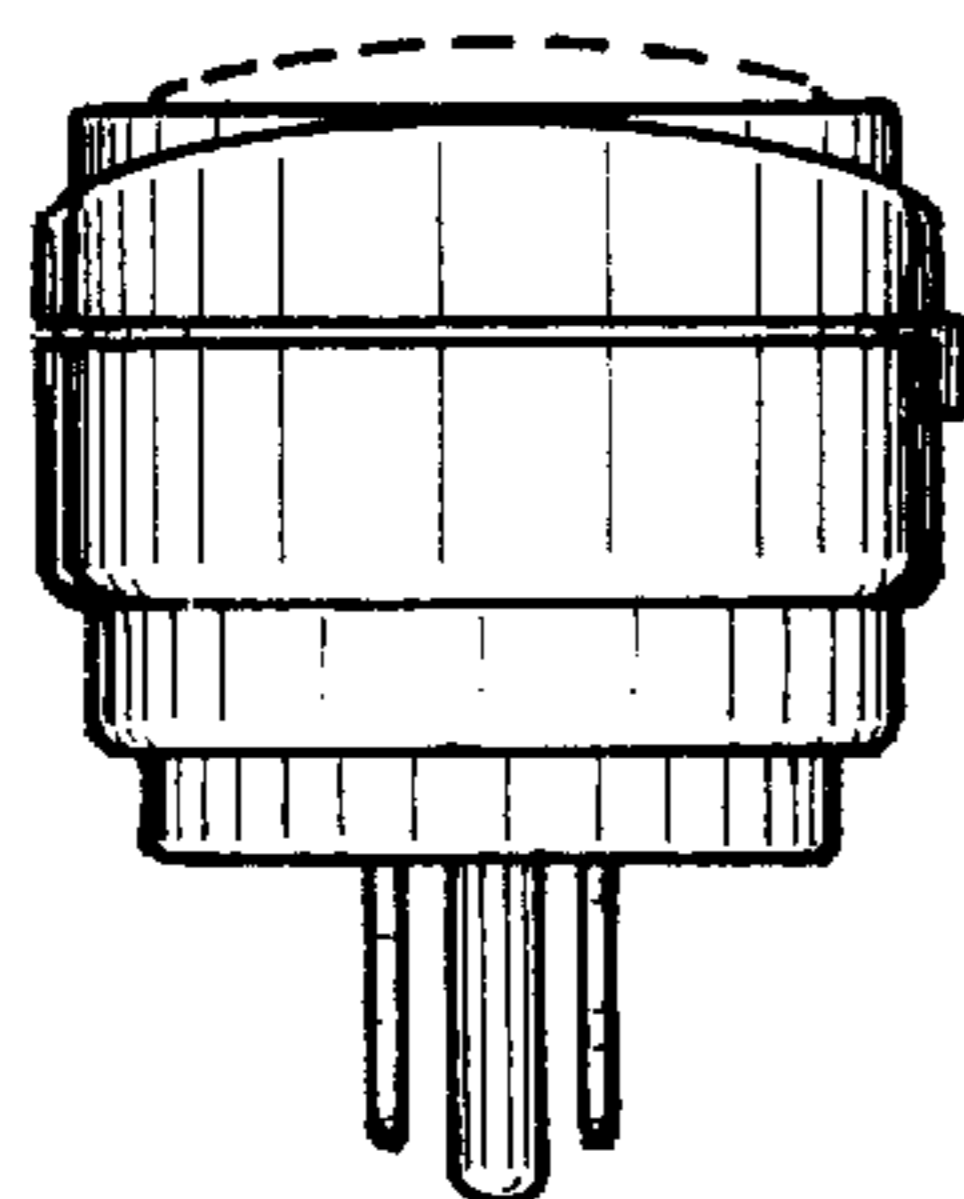


FIG. 5

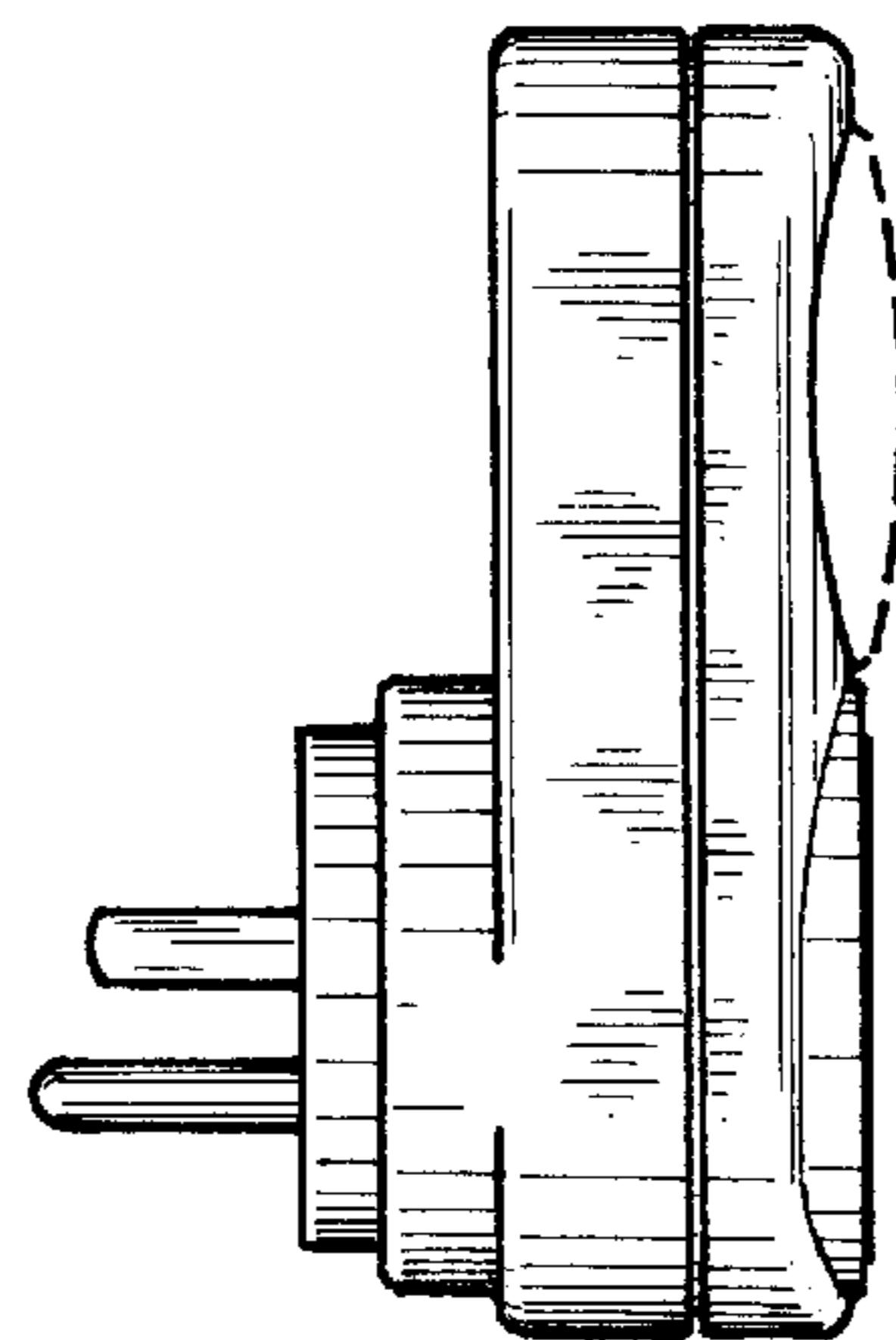


FIG. 6