

US00D535200S

(12) **United States Design Patent**  
**Modolo**

(10) **Patent No.:** **US D535,200 S**

(45) **Date of Patent:** **\*\* Jan. 16, 2007**

(54) **WRIST WATCH**

(75) Inventor: **Dino Modolo**, La Chaux-de-Fonds  
(CH)

(73) Assignee: **Luxury Timepieces International SA**,  
Cortailod (CH)

(\*\*) Term: **14 Years**

(21) Appl. No.: **29/251,608**

(22) Filed: **Jan. 11, 2006**

(30) **Foreign Application Priority Data**

Oct. 13, 2005 (WO) ..... DM/067 095

(51) **LOC (8) Cl.** ..... **10-02**

(52) **U.S. Cl.** ..... **D10/32; D10/36**

(58) **Field of Classification Search** ..... D10/30-39,  
D10/123-126; 368/276-278, 281-283, 285,  
368/21, 28-30, 223, 228, 232, 80, 239-242,  
368/82-84; D11/3, 4, 5, 12, 13

See application file for complete search history.

(56) **References Cited**

**U.S. PATENT DOCUMENTS**

1,153,075 A \* 9/1915 Hathaway ..... 368/282  
1,210,771 A \* 1/1917 Depollier ..... 368/277  
D260,615 S \* 9/1981 Maroni ..... D10/32  
D299,117 S \* 12/1988 Maroni ..... D10/32

4,839,874 A \* 6/1989 Namisato ..... 368/76  
D314,153 S \* 1/1991 Ratajski ..... D10/32  
D324,828 S \* 3/1992 Wunderman ..... D10/32  
D351,361 S \* 10/1994 Itoh ..... D10/126  
D351,565 S \* 10/1994 Ito ..... D10/126  
D371,745 S \* 7/1996 Wunderman ..... D10/32  
D386,978 S \* 12/1997 Wunderman ..... D10/32  
D510,037 S \* 9/2005 Modolo ..... D10/32

**OTHER PUBLICATIONS**

Timepieces, Jun. 1989, p. 85, watch No. MP7-90.\*

\* cited by examiner

*Primary Examiner*—Lucy Lieberman

(74) *Attorney, Agent, or Firm*—Sughrue Mion, PLLC

(57) **CLAIM**

The ornamental design for a wrist watch, as shown and described.

**DESCRIPTION**

FIG. 1 is a perspective view of the front and right side of a wrist watch showing our new design;  
FIG. 2 is a front elevational view thereof;  
FIG. 3 is rear elevational view thereof;  
FIG. 4 is a right side elevational view thereof;  
FIG. 5 is a left elevational view thereof;  
FIG. 6 is a top plan view thereof; and,  
FIG. 7 is a bottom plan view thereof.

**1 Claim, 2 Drawing Sheets**



FIG. 1



FIG. 2



FIG. 3




FIG. 4




FIG. 6



FIG. 5




FIG. 7

