

US00D535199S

(12) **United States Design Patent**
Lassigne

(10) **Patent No.:** **US D535,199 S**

(45) **Date of Patent:** **** Jan. 16, 2007**

(54) **COMBINED WATCH CASE AND BRACELET**

(76) Inventor: **Patrick Joseph Lassigne**, 23, chemin
des Villarets, 2036 Cormondrèche (CH)

(**) Term: **14 Years**

(21) Appl. No.: **29/238,471**

(22) Filed: **Sep. 15, 2005**

(30) **Foreign Application Priority Data**

Apr. 12, 2005 (WO) DM/066 668

(51) **LOC (8) Cl.** **10-02**

(52) **U.S. Cl.** **D10/32**

(58) **Field of Classification Search** D10/30-39;
368/276-278, 281-283, 285, 21, 28-30,
368/223, 228, 232, 80, 239-242, 82-84;
D11/3, 4, 5, 12, 13, 14, 6

See application file for complete search history.

(56) **References Cited**

U.S. PATENT DOCUMENTS

D97,222 S * 10/1935 Chernow D11/6
2,022,397 A * 11/1935 Zeitz 63/4
2,224,721 A * 12/1940 Chernow 59/80
D303,770 S * 10/1989 Woomer D10/39
D327,436 S * 6/1992 Bulgart D10/32

D371,078 S * 6/1996 Gueit D10/32
D400,802 S * 11/1998 Galli D10/30
D416,206 S * 11/1999 Aellen D10/32
D423,373 S * 4/2000 Wunderman D10/32
D425,815 S * 5/2000 Bernheim D11/6
D431,783 S * 10/2000 Lassigne D10/32
D432,925 S * 10/2000 Lassigne D10/32
D508,859 S * 8/2005 Ho D10/30

* cited by examiner

Primary Examiner—Lucy Lieberman

(74) *Attorney, Agent, or Firm*—McGlew & Tuttle, PC

(57) **CLAIM**

The ornamental design for a combined watch case and bracelet, as shown and described.

DESCRIPTION

FIG. 1 is top view of my new combined watch case and bracelet;

FIG. 2 is bottom view thereof;

FIG. 3 is a right side front perspective view thereof;

FIG. 4 is front end view thereof;

FIG. 5 is a left side view thereof;

FIG. 6 is a rear end view thereof; and,

FIG. 7 is right side view thereof.

1 Claim, 2 Drawing Sheets






Fig. 1

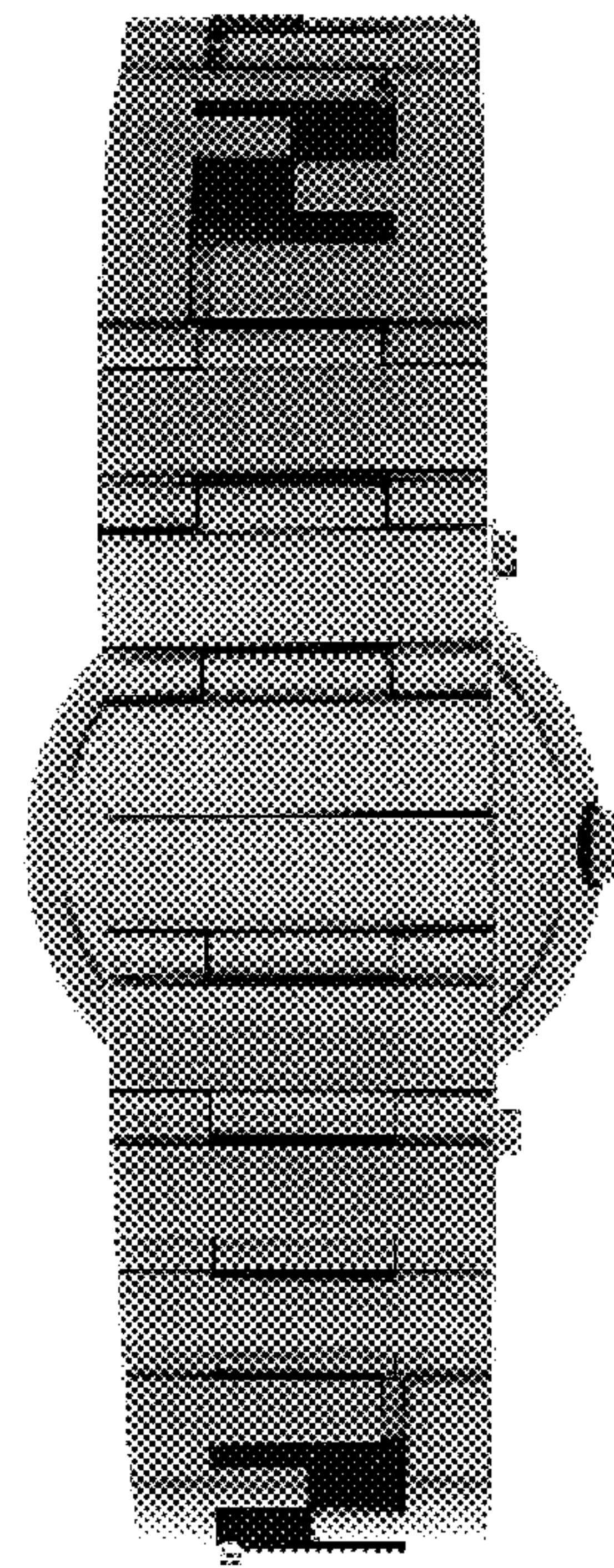


Fig. 2



Fig. 3




Fig. 4




Fig. 5




Fig. 6




Fig. 7