



US00D535198S

(12) **United States Design Patent**
Maeder

(10) **Patent No.:** **US D535,198 S**

(45) **Date of Patent:** **** Jan. 16, 2007**

(54) **TIMEPIECE**

(75) Inventor: **Jean-Bernard Maeder**, Bienne (CH)

(73) Assignee: **Swiss Army Brands, Inc.**, Shelton, CT (US)

(**) Term: **14 Years**

(21) Appl. No.: **29/226,264**

(22) Filed: **Mar. 25, 2005**

(51) **LOC (8) Cl.** **10-02**

(52) **U.S. Cl.** **D10/32; D10/39**

(58) **Field of Classification Search** D10/30-39,
D10/123-126; 368/276-278, 281-283, 285,
368/21, 28-30, 223, 228, 232, 80, 239-242,
368/82-84

See application file for complete search history.

(56) **References Cited**

U.S. PATENT DOCUMENTS

- 2,361,563 A * 10/1944 Pellaton 368/80
- D278,686 S * 5/1985 Mathez D10/39
- D395,410 S * 6/1998 Harrison D10/126

- D398,540 S * 9/1998 Lee D10/30
- D436,044 S * 1/2001 Subilia D10/30
- D437,790 S * 2/2001 Isley et al. D10/31
- D444,078 S * 6/2001 Strasser D10/39
- D447,700 S * 9/2001 Glauser D10/32
- D462,622 S * 9/2002 Sugisawa D10/30
- D462,623 S * 9/2002 Fujihara D10/30

* cited by examiner

Primary Examiner—Lucy Lieberman

(74) *Attorney, Agent, or Firm*—Cantor Colburn LLP

(57) **CLAIM**

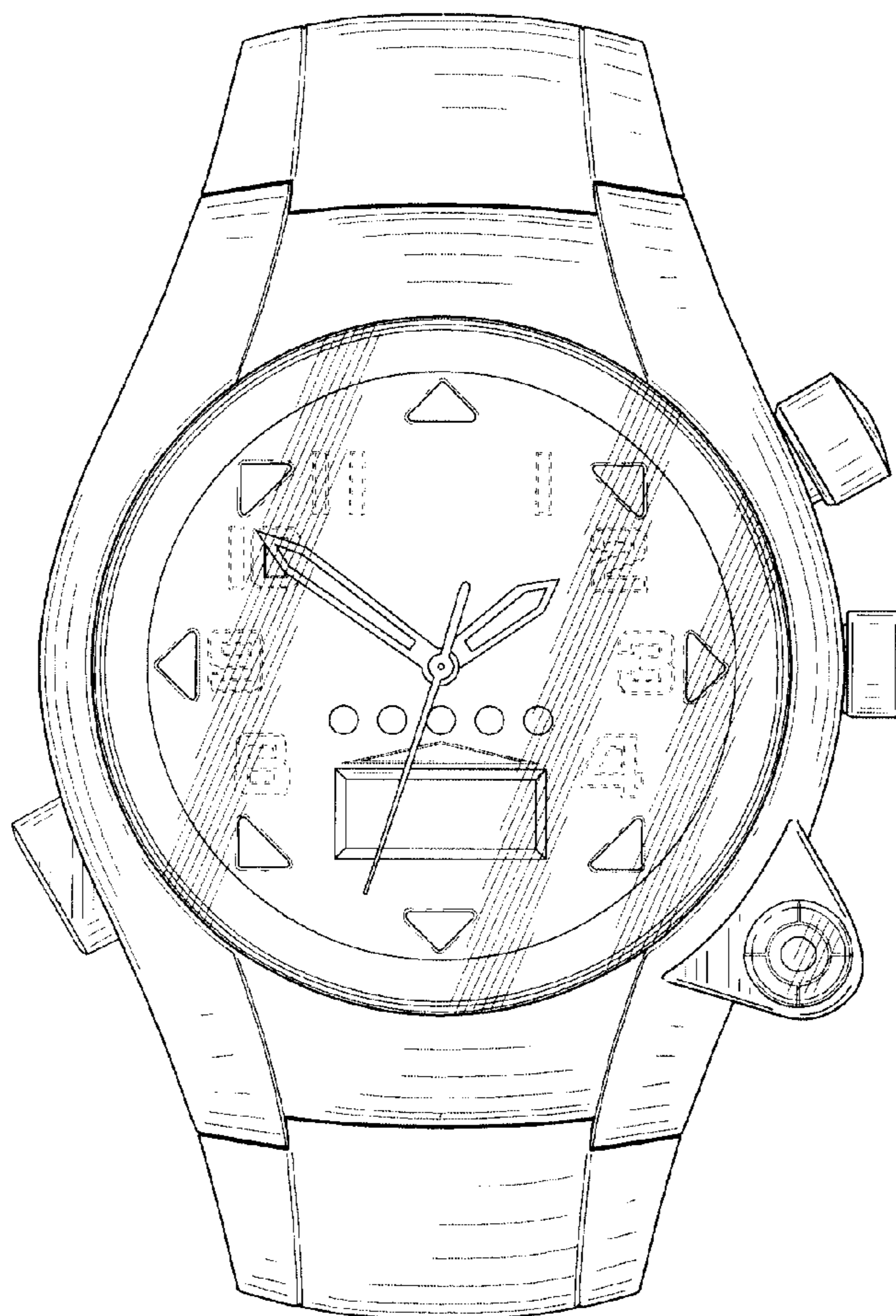
The ornamental design for a timepiece, as shown and described.

DESCRIPTION

FIG. 1 is a top plan view of my new timepiece; FIG. 2 is a perspective view thereof; and, FIG. 3 is a top plan view of the timepiece face shown alone for clarity of illustration.

The broken lines in the drawings are for illustrative purposes only and form no part of the claimed design.

1 Claim, 3 Drawing Sheets



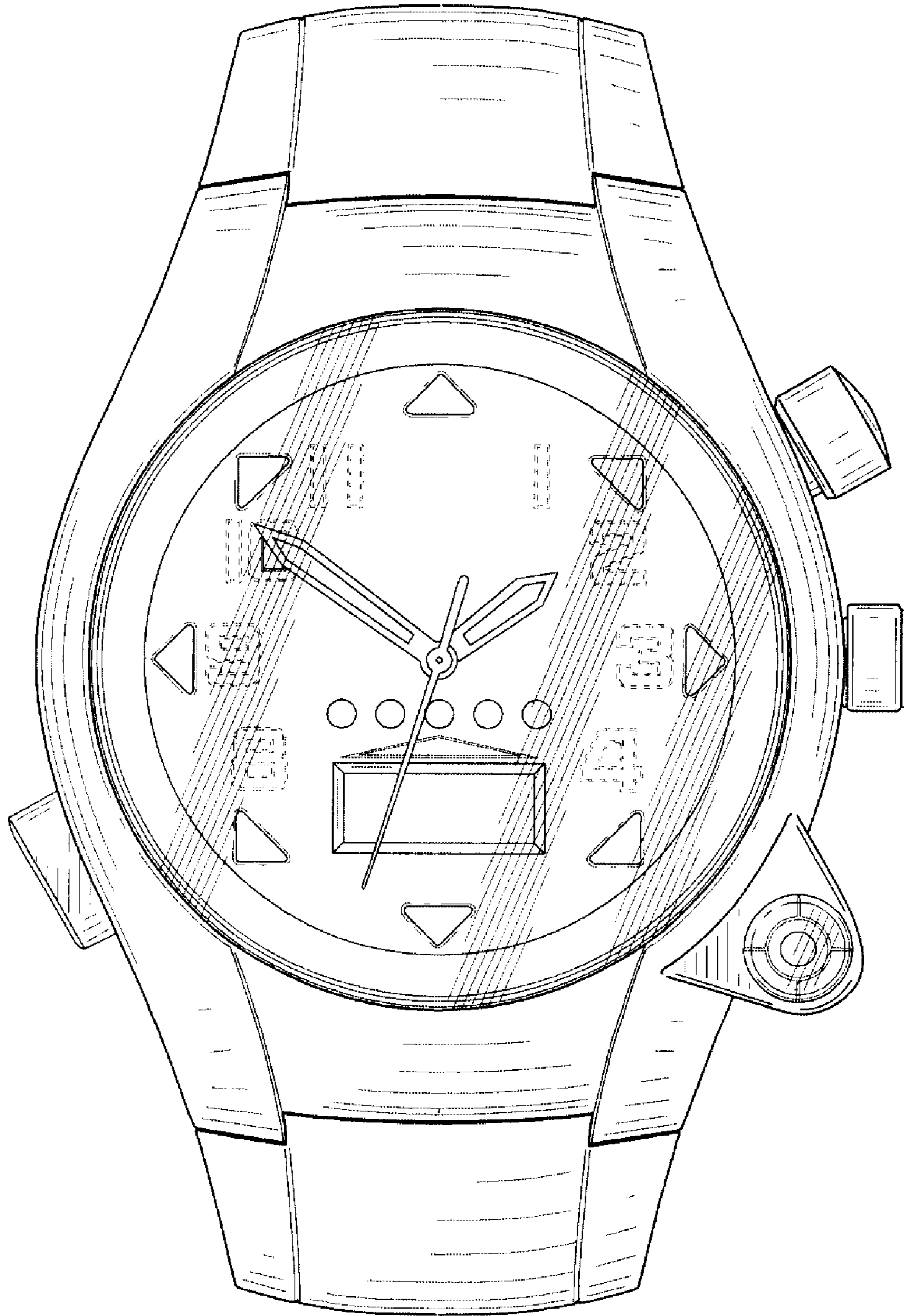


FIG. 1

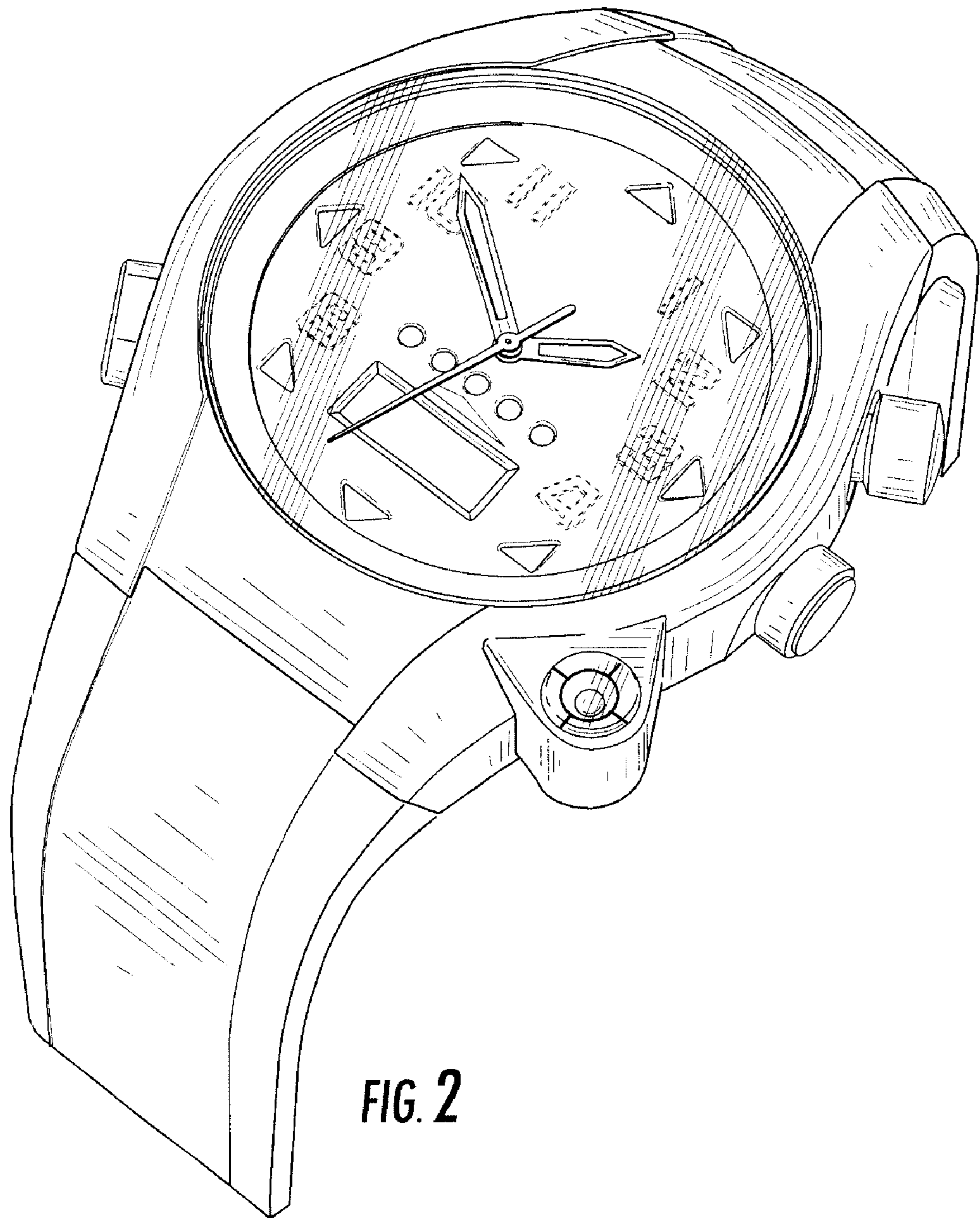


FIG. 2

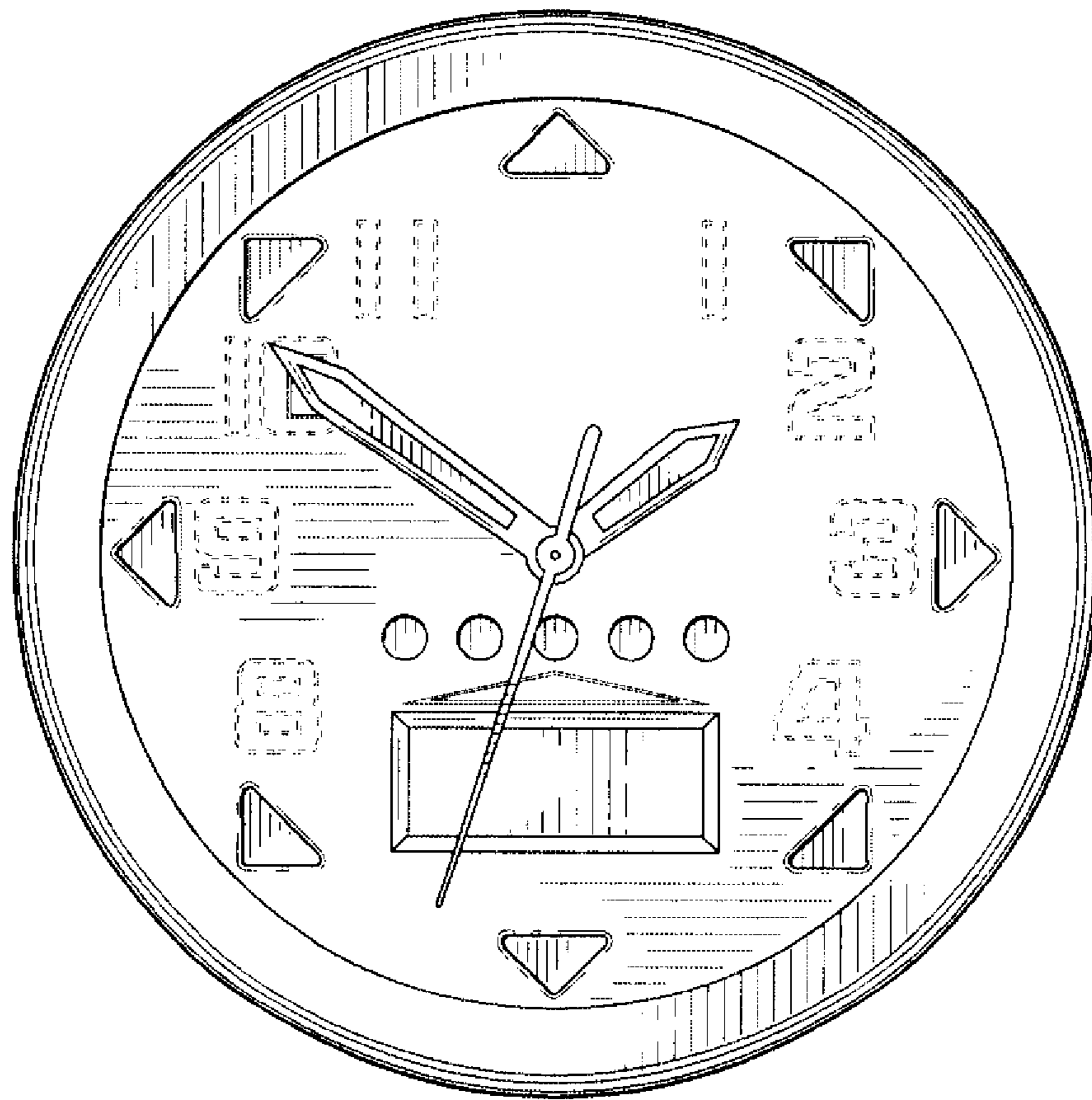


FIG. 3