

US00D535197S

(12) **United States Design Patent**
Ioannides et al.

(10) **Patent No.:** **US D535,197 S**

(45) **Date of Patent:** **** Jan. 16, 2007**

(54) **TIN CAN**

(75) Inventors: **Andrew Gregory Ioannides**,
Oxfordshire (GB); **Ben Michael Fraser**
Zabell, Oxfordshire (GB); **Sylvia**
Maria Farrow, Oxfordshire (GB)

(73) Assignee: **Crown Packaging Technology, Inc.**,
Alsip, IL (US)

(**) Term: **14 Years**

D111,766 S	*	10/1938	Hansen	D7/523
D118,652 S	*	1/1940	Sawyer	D7/523
D118,654 S	*	1/1940	Sawyer	D7/523
D119,754 S	*	4/1940	Hutchison	D7/523
5,449,089 A	*	9/1995	Turner et al.	220/675
D445,030 S	*	7/2001	Croft et al.	D9/502
D445,337 S	*	7/2001	Croft et al.	D9/504
D460,894 S	*	7/2002	Ziegenfus et al.	D7/523
6,472,007 B1	*	10/2002	Bezek et al.	426/115
D466,371 S	*	12/2002	Parker	D7/510
D502,396 S	*	3/2005	Frisch et al.	D9/503
D512,917 S	*	12/2005	Frisch et al.	D9/516

(21) Appl. No.: **29/258,937**

(22) Filed: **Apr. 28, 2006**

Related U.S. Application Data

(62) Division of application No. 29/219,614, filed on Dec. 20, 2004.

(30) **Foreign Application Priority Data**

Jul. 1, 2004 (EM) 000203773

(51) **LOC (8) Cl.** **09-03**

(52) **U.S. Cl.** **D9/774; D9/776**

(58) **Field of Classification Search** D9/500-506,
D9/556, 516, 569, 763, 772-774, 776-780,
D9/414-428; 426/115; 220/62.12, 675; D11/152;
D28/77, 76; D34/1, 39; D7/532-542, 510,
D7/523; 215/208-224, 241-254, 274, 316,
215/385-392

See application file for complete search history.

(56) **References Cited**

U.S. PATENT DOCUMENTS

D59,846 S * 11/1921 Ingram D9/500

* cited by examiner

Primary Examiner—Nanda Bondade

Assistant Examiner—Shanda C Hill

(74) *Attorney, Agent, or Firm*—Woodcock Wahburn LLP

(57) **CLAIM**

The ornamental design for a tin can, as shown and described.

DESCRIPTION

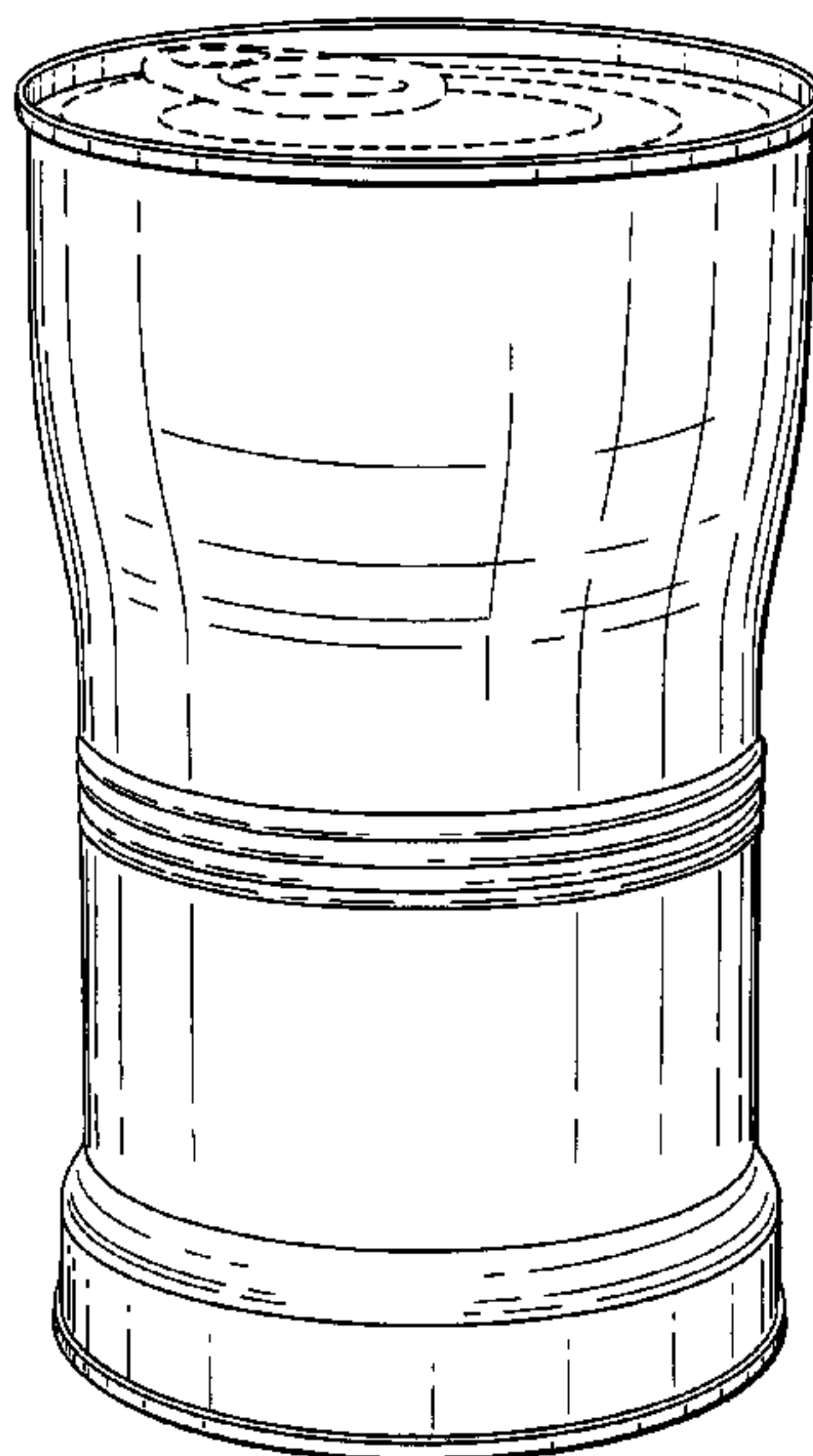
FIG. 1 is a perspective view of a tin can showing our new design;

FIG. 2 is a top view thereof; and,

FIG. 3 is a bottom view thereof.

The broken lines shown in the drawing disclosure are for illustrative purposes only and form no part of the claimed design.

1 Claim, 2 Drawing Sheets



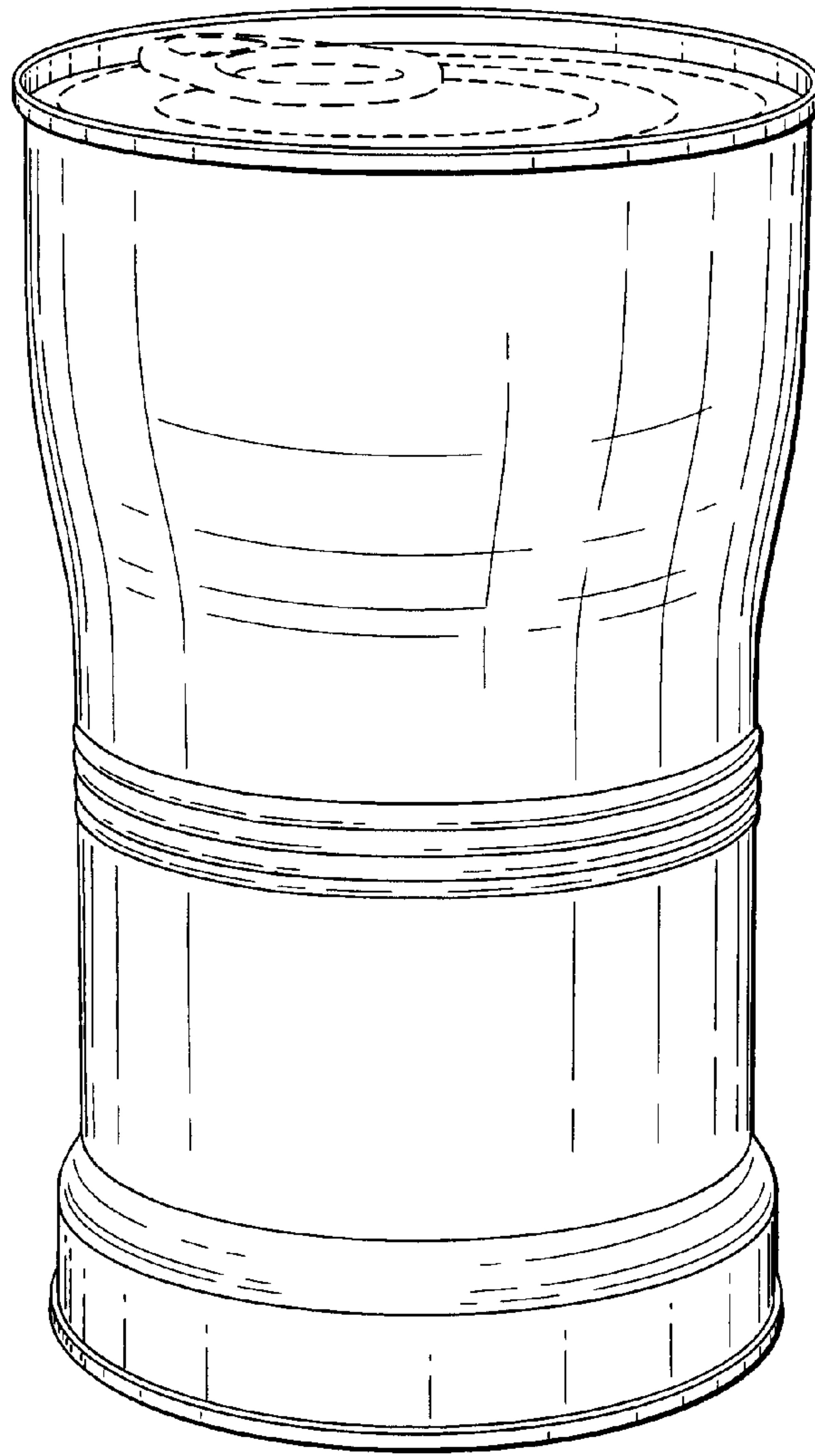


FIG. 1

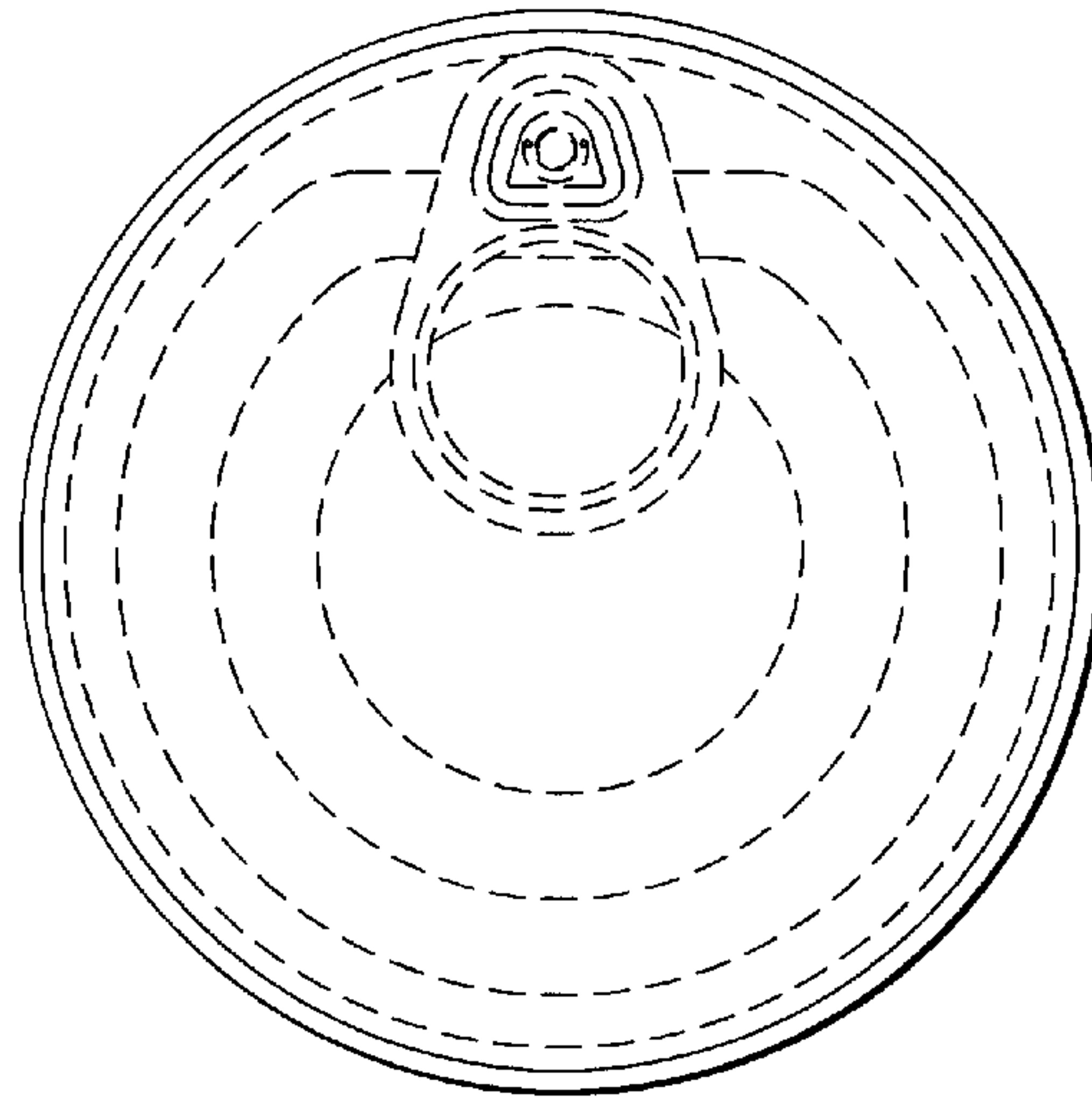


FIG. 2

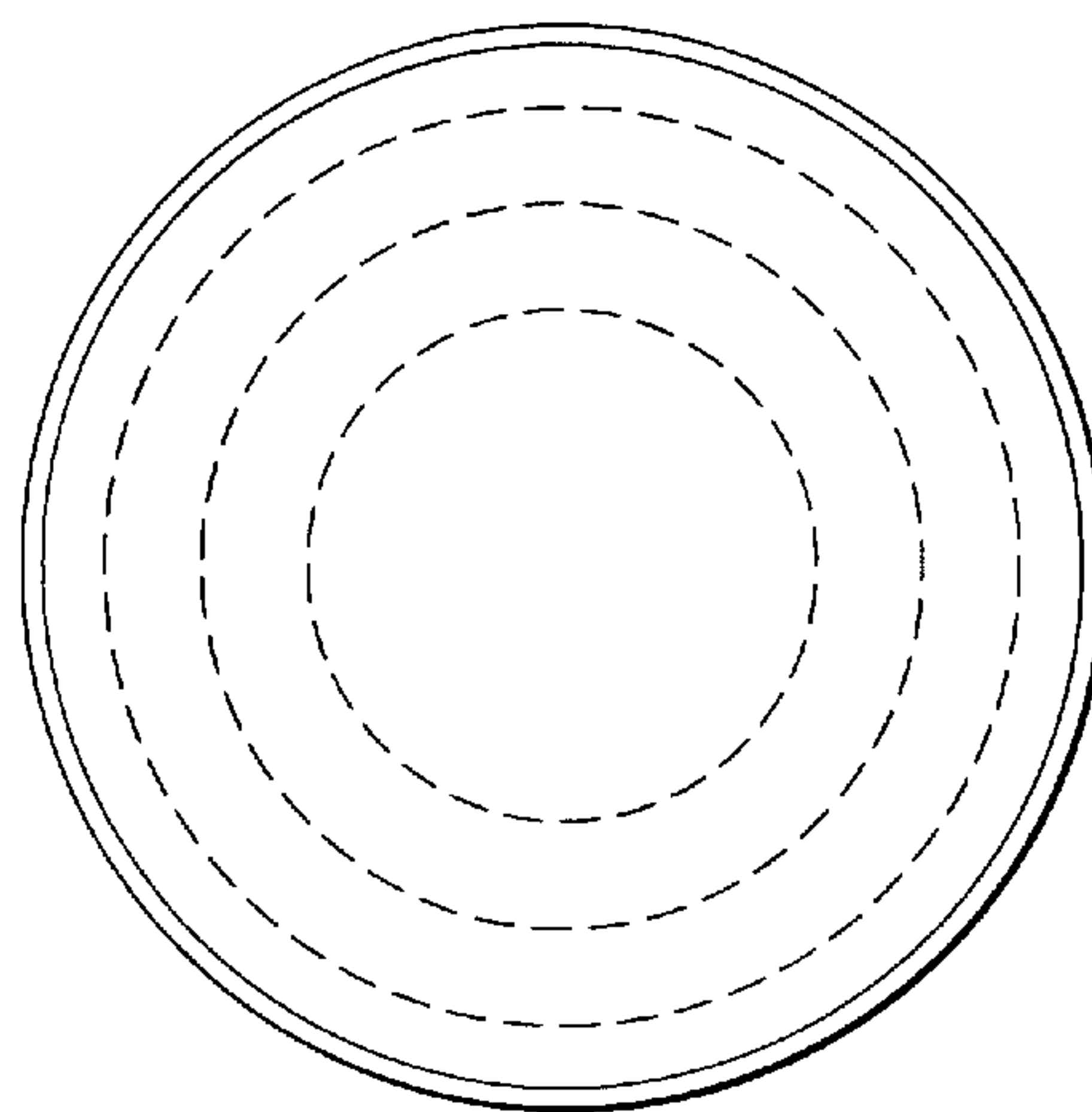


FIG. 3