



US00D535190S

(12) **United States Design Patent**
Chen et al.

(10) **Patent No.: US D535,190 S**
(45) **Date of Patent: ** Jan. 16, 2007**

(54) **COMPUTER MOTHERBOARD PACKAGING BOX**

(75) Inventors: **Jing-Qun Chen**, Shenzhen (CN);
Chun-Chi Liang, Shenzhen (CN);
Yun-Dong Xu, Shenzhen (CN)

(73) Assignee: **Hon Hai Precision Ind. Co., Ltd.**,
Taipei Hsien (TW)

(**) Term: **14 Years**

(21) Appl. No.: **29/217,289**

(22) Filed: **Nov. 15, 2004**

(30) **Foreign Application Priority Data**

Jun. 28, 2004 (CN) 2004 3 0043834

(51) **LOC (8) Cl.** **09-01**

(52) **U.S. Cl.** **D9/652; D9/432**

(58) **Field of Classification Search** D9/600,
D9/651-653, 667, 669, 414, 430-433; 206/457,
206/459.1, 259.5, 822, 823, 799; 220/890
See application file for complete search history.

(56) **References Cited**

U.S. PATENT DOCUMENTS

5,788,065 A * 8/1998 Focke 206/459.5
D489,002 S * 4/2004 Meyer et al. D9/669
D496,859 S * 10/2004 Hamuro et al. D9/432
D510,702 S * 10/2005 Kusumi et al. D9/432

D516,906 S * 3/2006 Ogawa D9/423

* cited by examiner

Primary Examiner—Sandra L. Morris

(74) *Attorney, Agent, or Firm*—Wei Te Chung

(57) **CLAIM**

The ornamental design for a computer motherboard packaging box, as shown and described.

DESCRIPTION

The patent or application file contains at least one drawing executed in color. Copies of this patent or patent application publication with color drawing(s) will be provided with color drawing(s) will be provided by the Office upon request and payment of the necessary fee.

FIG. 1 is a perspective view of a computer motherboard packaging box of our new design;

FIG. 2 is a side elevational view thereof;

FIG. 3 is a side elevational view thereof from the side opposite that shown in FIG. 2 ;

FIG. 4 is an end elevational view thereof;

FIG. 5 is an end elevational view thereof from the end opposite that shown in FIG. 4;

FIG. 6 is a top plan view thereof; and,

FIG. 7 is a bottom plan view thereof.

1 Claim, 5 Drawing Sheets

(5 of 5 Drawing Sheet(s) Filed in Color)






FIG. 1



FIG. 2




FIG. 3




FIG. 4




FIG. 5




FIG. 6



FIG. 7