



US00D535181S

(12) **United States Design Patent**  
**Roychowdhury**

(10) **Patent No.:** **US D535,181 S**

(45) **Date of Patent:** **\*\* Jan. 16, 2007**

(54) **CARPET HOLDER**

(76) Inventor: **Ranobir Roychowdhury**, 30 Vanessa Ct., Cherry Hill, NJ (US) 08003

(\*\*) Term: **14 Years**

(21) Appl. No.: **29/223,845**

(22) Filed: **Feb. 18, 2005**

(51) **LOC (8) Cl.** ..... **08-08**

(52) **U.S. Cl.** ..... **D8/394**

(58) **Field of Classification Search** ..... D8/382,  
D8/394; 16/10; 24/517, 345, 498  
See application file for complete search history.

(56) **References Cited**

**U.S. PATENT DOCUMENTS**

349,329	A	*	9/1886	Willet	16/10
1,206,759	A	*	11/1916	Hanauer	24/345
2,000,259	A	*	5/1935	Smith	16/10
2,390,851	A	*	12/1945	Smart	16/10
D283,201	S		4/1986	Zoroufy	
D484,034	S	*	12/2003	Smith-Kielland et al. ....	D8/394

D486,385 S \* 2/2004 Smith-Kielland et al. .... D8/394

\* cited by examiner

*Primary Examiner*—Holly H. Baynham

(74) *Attorney, Agent, or Firm*—Caesar, Rivise, Bernstein, Cohen & Pokotilow, Ltd.

(57) **CLAIM**

The ornamental design for a carpet holder, as shown and described.

**DESCRIPTION**

FIG. 1 is a front view of a carpet holder according to my new design;

FIG. 2 is a reverse view thereof;

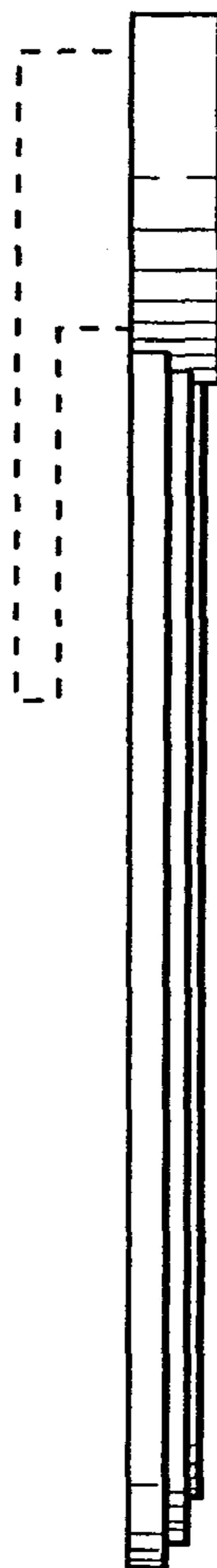

FIG. 3 is a side view thereof, the side opposite being a mirror image;

FIG. 4 is a top view thereof; and,


FIG. 5 is a bottom view thereof.

The broken lines shown in FIGS. 1–5 are for illustrative purposes only and form no part of the claimed design.

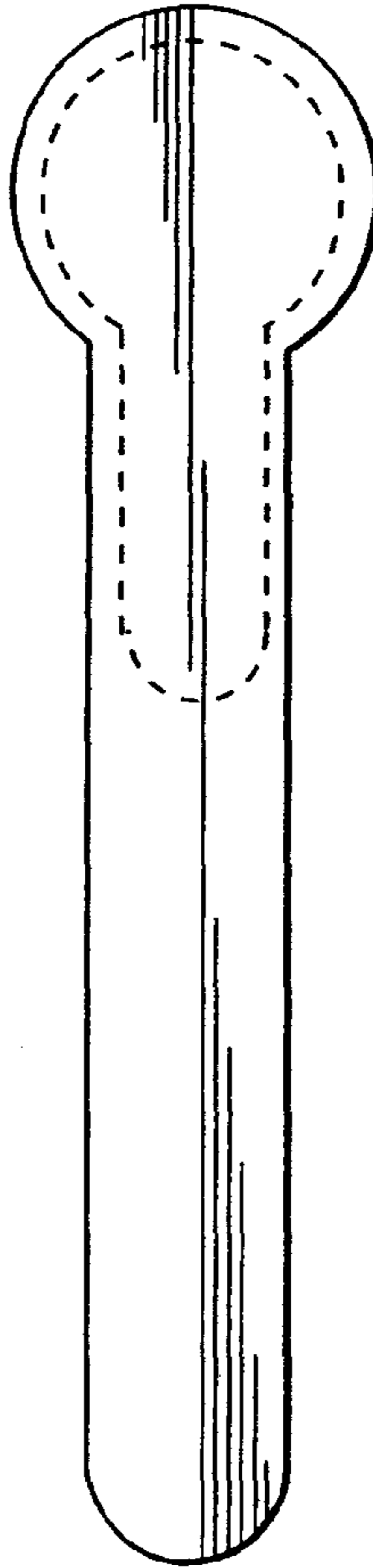
**1 Claim, 1 Drawing Sheet**



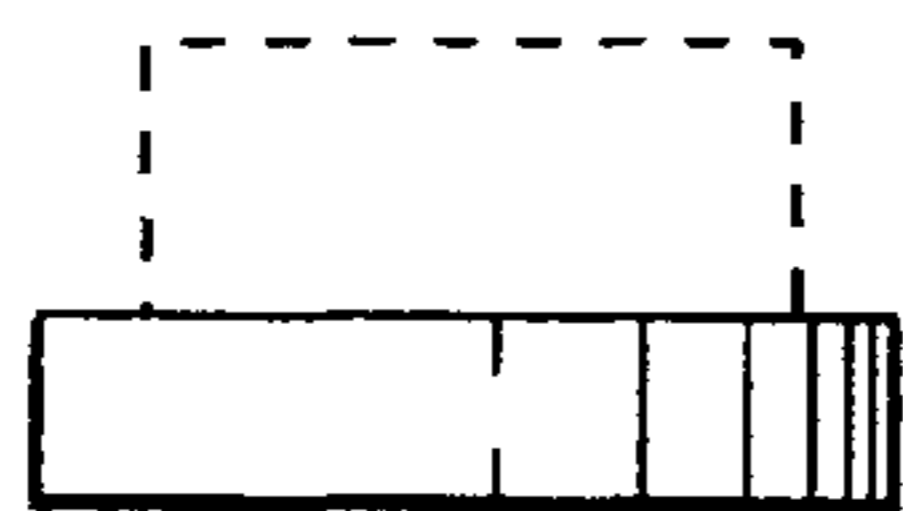

**FIG. 1**



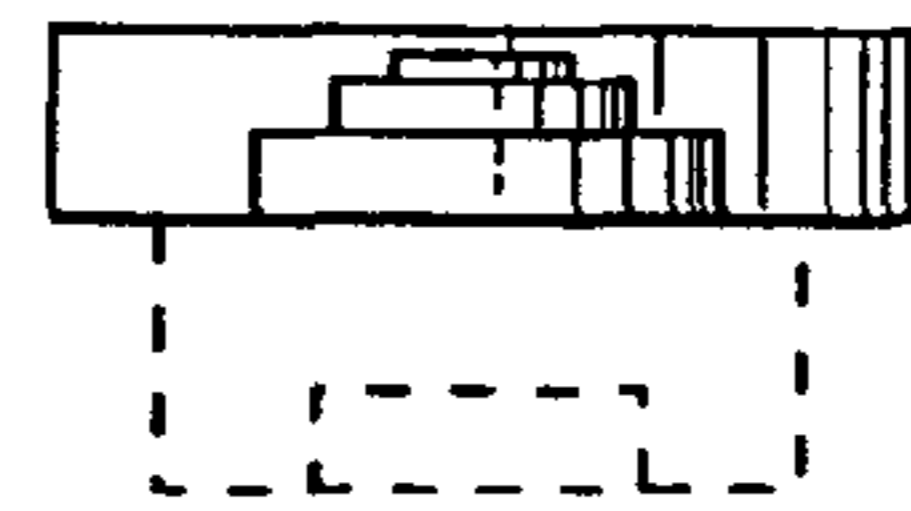
**FIG. 2**



**FIG. 3**



**FIG. 4**



**FIG. 5**