

US00D535173S

(12) **United States Design Patent**
Engvall et al.

(10) **Patent No.:** **US D535,173 S**
(45) **Date of Patent:** **** Jan. 16, 2007**

(54) **TOOL GRIP**
(75) Inventors: **David P. Engvall**, Stanley, NC (US);
Thomas M. Chervenak, Stanley, NC
(US)

D485,144 S 1/2004 Levine et al.
D486,716 S 2/2004 Levine et al.
D490,680 S 6/2004 Levine et al.
D494,439 S 8/2004 Levine et al.
D496,239 S 9/2004 Levine et al.
D499,947 S 12/2004 Martin et al.
D502,716 S 3/2005 Ridley et al.
D503,081 S 3/2005 Lucas et al.

(73) Assignee: **Irwin Industrial Tool Company**,
Huntersville, NC (US)

(**) Term: **14 Years**

* cited by examiner

(21) Appl. No.: **29/243,573**

Primary Examiner—Pamela J. Burgess

(22) Filed: **Nov. 28, 2005**

(74) *Attorney, Agent, or Firm*—Dennis J. Williamson;
Moore & Van Allen PLLC

(51) **LOC (8) Cl.** **08-02**

(52) **U.S. Cl.** **D8/107**

(58) **Field of Classification Search** D8/75-80,
D8/107, 303, 82-87, 21-29; 81/19-23, 26,
81/489, 177.1; 16/110.1

See application file for complete search history.

(57) **CLAIM**

We claim the ornamental design for a tool grip, as shown and described.

DESCRIPTION

FIG. 1 is a perspective view showing our new design for a tool grip;

FIG. 2 is a left side showing our new design in FIG. 1;

FIG. 3 is a top view showing our new design shown in FIG. 1;

FIG. 4 is a right side view showing our new design shown in FIG. 1;

FIG. 5 is a bottom view showing our new design shown in FIG. 1;


FIG. 6 is a front view of my design shown in FIG. 1; and,
FIG. 7 is a back view of my design shown in FIG. 1.

(56) **References Cited**

U.S. PATENT DOCUMENTS

D378,797 S 4/1997 Poremba et al.
D387,263 S 12/1997 Bidstrup et al.
D405,673 S 2/1999 Bidstrup et al.
D431,987 S * 10/2000 Staton D8/75
D444,689 S * 7/2001 Staton et al. D8/80
6,386,070 B1 * 5/2002 Hong 81/20
D469,327 S * 1/2003 Chen D8/107
D478,492 S 8/2003 Levine et al.
D484,761 S 1/2004 Levine et al.

1 Claim, 4 Drawing Sheets






FIG. 1




FIG. 2

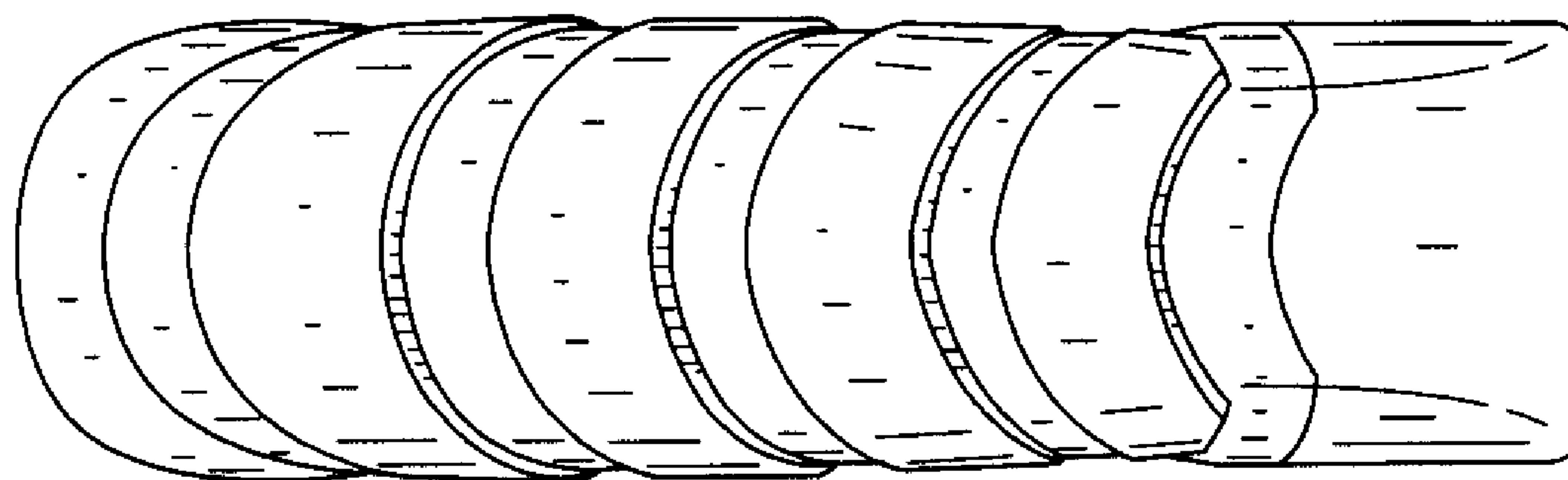


FIG. 3

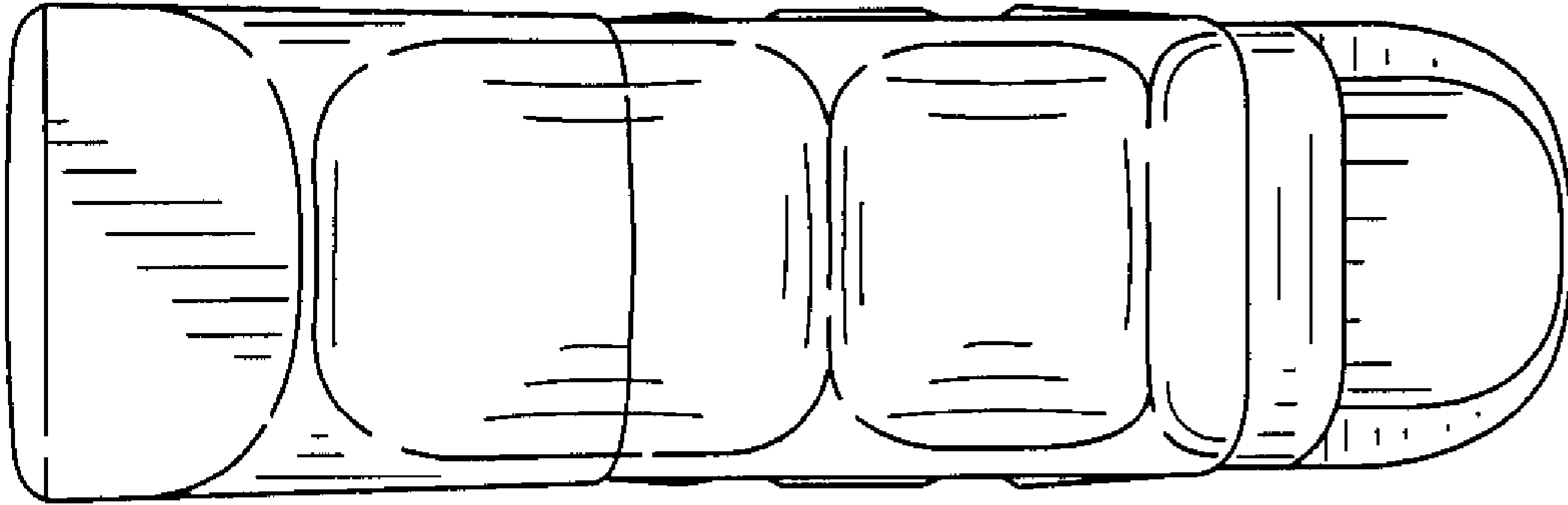


FIG. 4

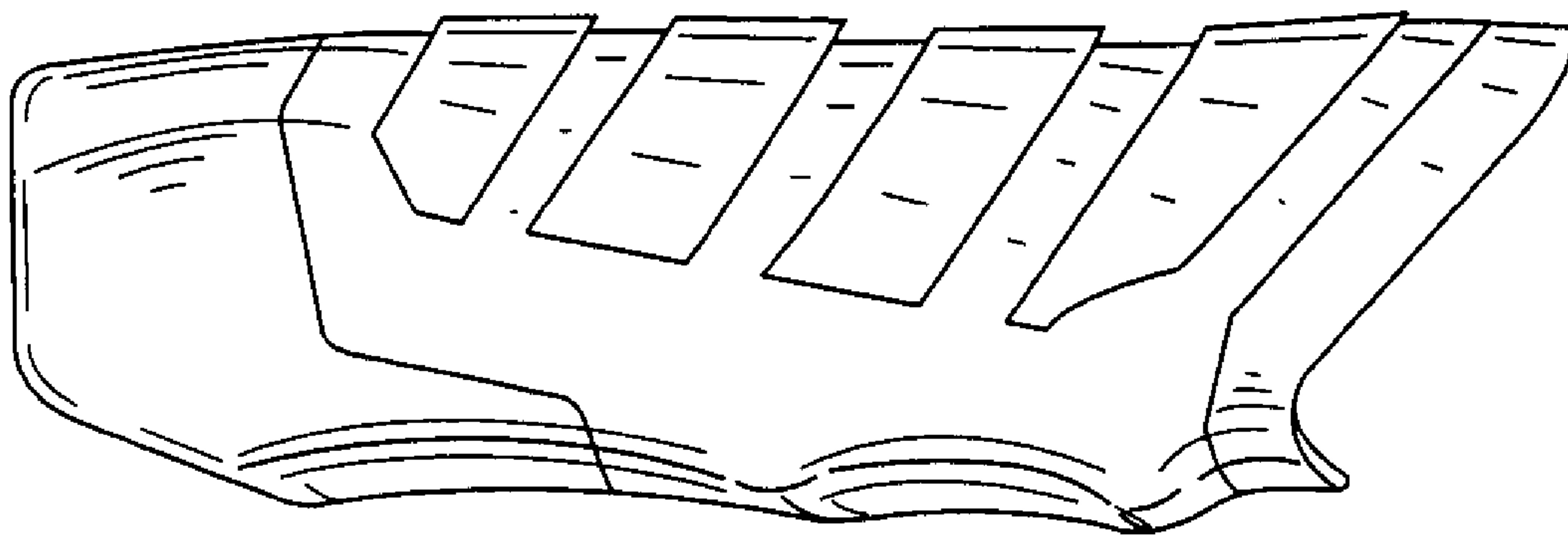


FIG. 5

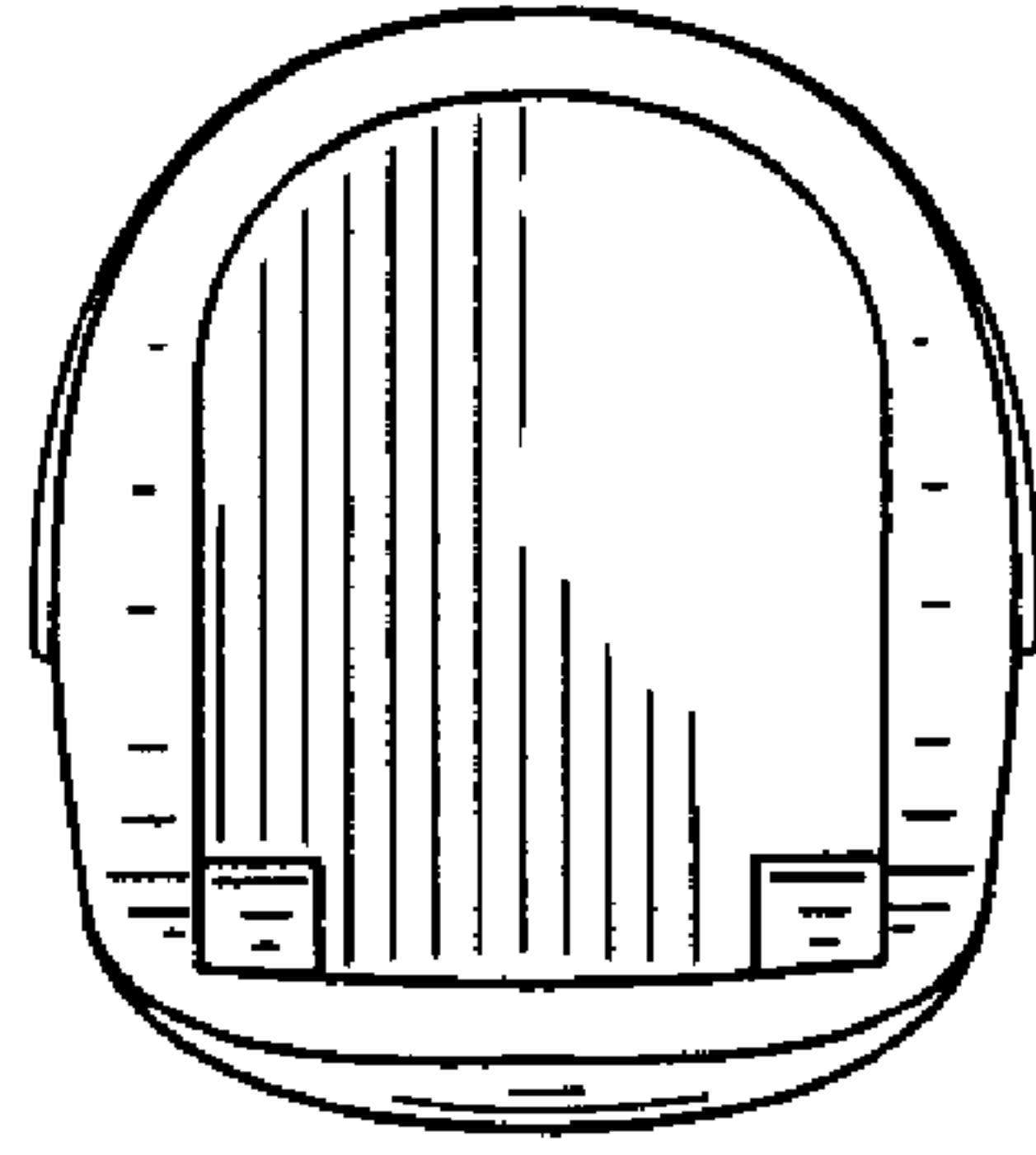


FIG. 6

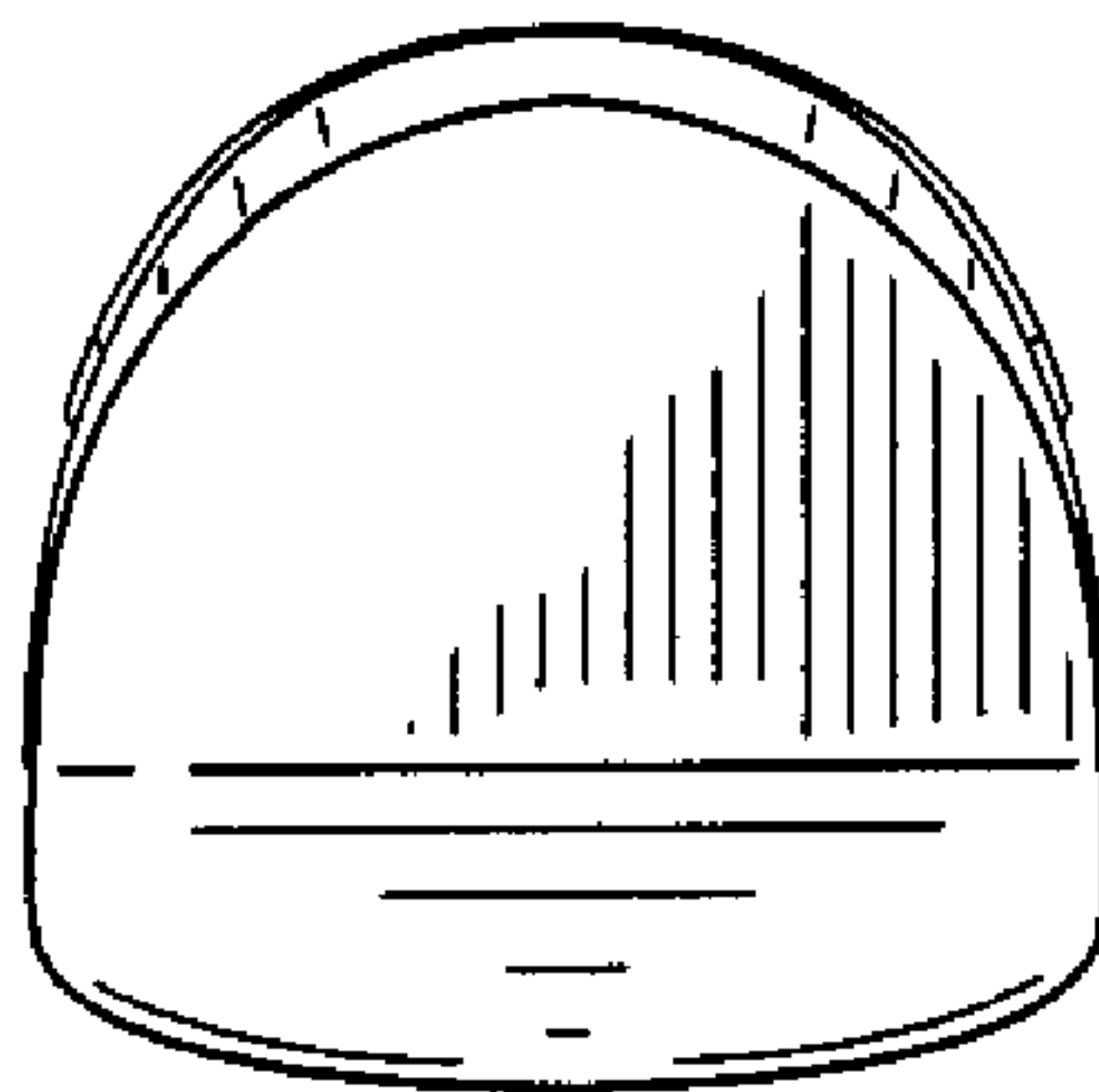


FIG. 7