



US00D535170S

(12) **United States Design Patent**
Caplan

(10) **Patent No.:** **US D535,170 S**

(45) **Date of Patent:** **** Jan. 16, 2007**

(54) **SCREWDRIVER**

(75) **Inventor:** **Craig Caplan**, 6800 Dennett Place,
Delta, British Columbia (CA), V4G
1N4

(73) **Assignee:** **Craig Caplan**, Delta (CA)

(**) **Term:** **14 Years**

(21) **Appl. No.:** **29/240,451**

(22) **Filed:** **Oct. 12, 2005**

(30) **Foreign Application Priority Data**

Sep. 21, 2005 (CA) 112754

(51) **LOC (8) Cl.** **08-04**

(52) **U.S. Cl.** **D8/82; D8/83**

(58) **Field of Classification Search** D8/82,
D8/83, 84, 85, 86, 87; 81/177.4, 436, 437,
81/438, 439, 440, 490

See application file for complete search history.

(56) **References Cited**

U.S. PATENT DOCUMENTS

- 4,327,790 A * 5/1982 Stevens et al. 81/177.4
- 4,440,048 A * 4/1984 Stevens et al. 81/440
- 4,463,788 A * 8/1984 Corona et al. 81/177.4
- 4,815,346 A * 3/1989 Littlehorn 81/439
- 4,924,733 A 5/1990 McKenzie
- 5,065,498 A 11/1991 McKenzie
- D358,316 S * 5/1995 Markwart et al. D8/82
- D363,868 S * 11/1995 Israel et al. D8/83
- 5,595,294 A 1/1997 McKenzie et al.
- D415,944 S * 11/1999 Chung D8/85
- 6,029,549 A * 2/2000 Baker 81/439

- 6,327,942 B1 * 12/2001 Mariol et al. 81/177.4
- 6,332,384 B1 * 12/2001 Cluthe 81/490
- D459,186 S * 6/2002 Chang D8/83
- 6,435,065 B1 * 8/2002 Kozak et al. 81/490
- 6,508,156 B1 * 1/2003 Wei 81/490

FOREIGN PATENT DOCUMENTS

- CA 1214953 12/1986
- CA 2076223 2/1994

OTHER PUBLICATIONS

Picquic Tool Company Inc.; 1998; <http://www.picquic.com/stubby.html>.
Picquic Tool Company Inc.; 1998; <http://www.picquic.com/sixpac.html>.

* cited by examiner

Primary Examiner—Philip S. Hyder

(74) *Attorney, Agent, or Firm*—Michael A. Glenn; Glenn Patent Group

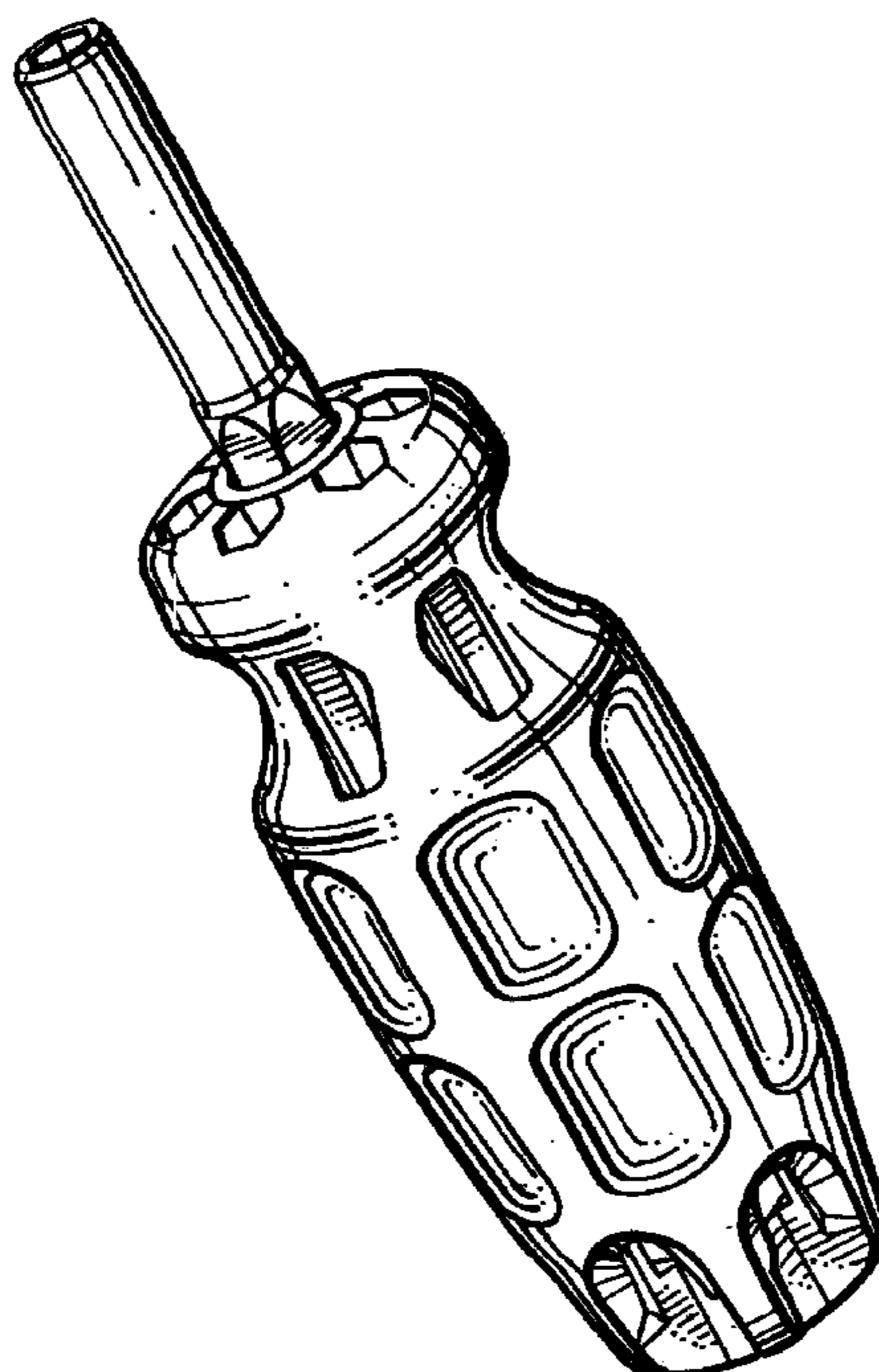
(57) **CLAIM**

The ornamental design for a screwdriver, as shown and described.

DESCRIPTION

FIG. 1 is a perspective view thereof;
FIG. 2 is a front elevational view thereof, wherein the rear view is a mirror image;
FIG. 3 is a left side elevational view thereof, wherein the right side view is substantially a mirror image;
FIG. 4 is a top plan view thereof; and,
FIG. 5 is a bottom plan view thereof.

1 Claim, 2 Drawing Sheets



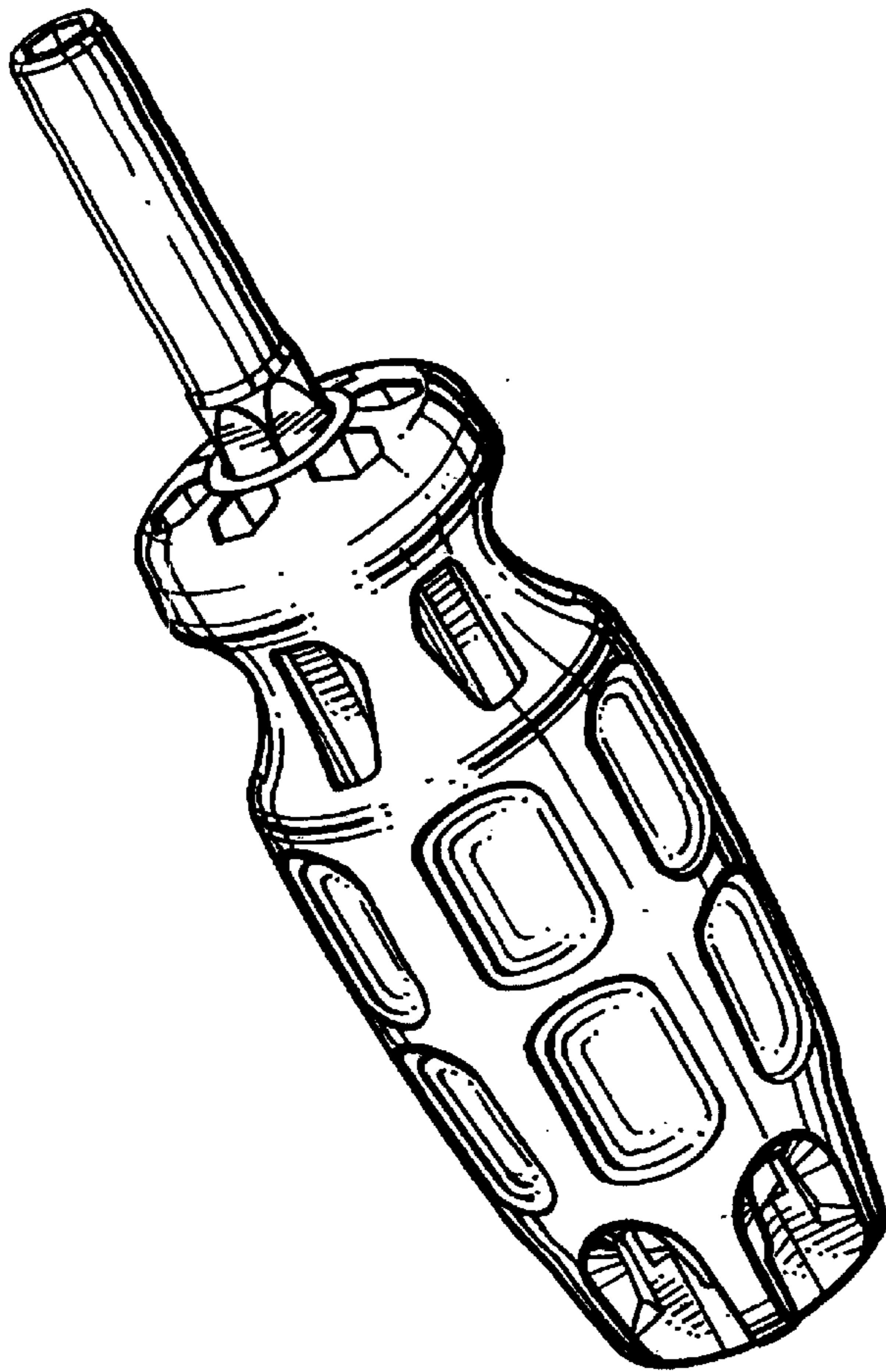


FIG. 1

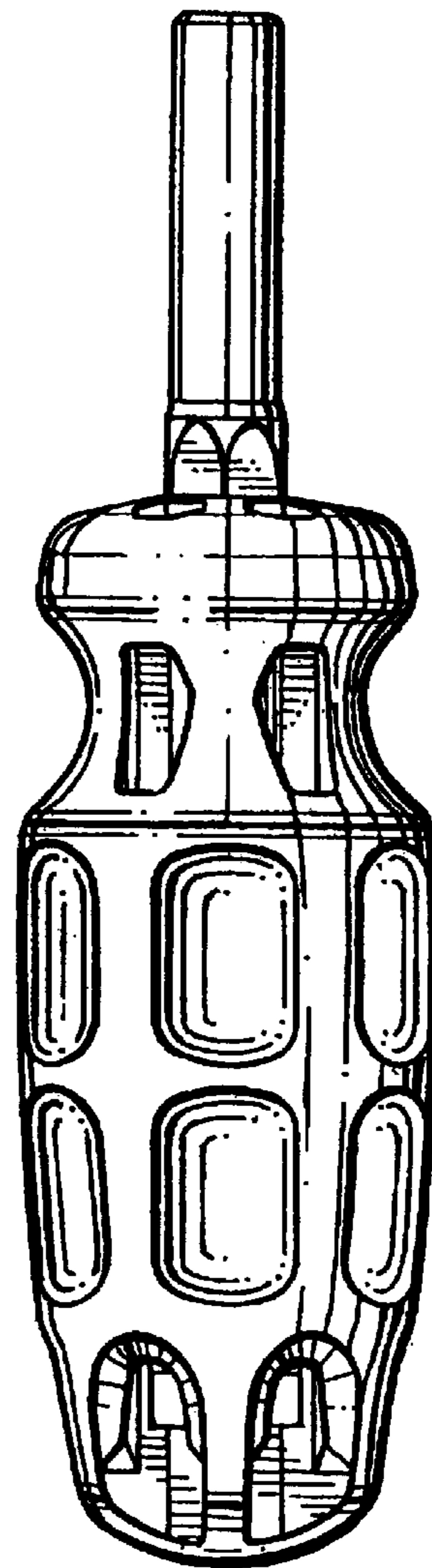


FIG. 2

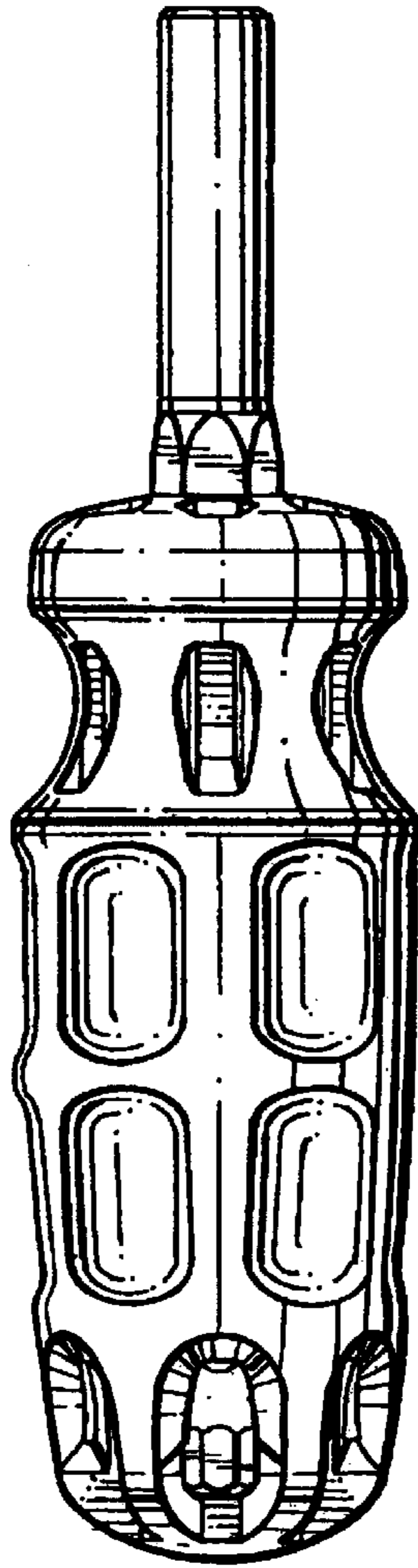


FIG. 3

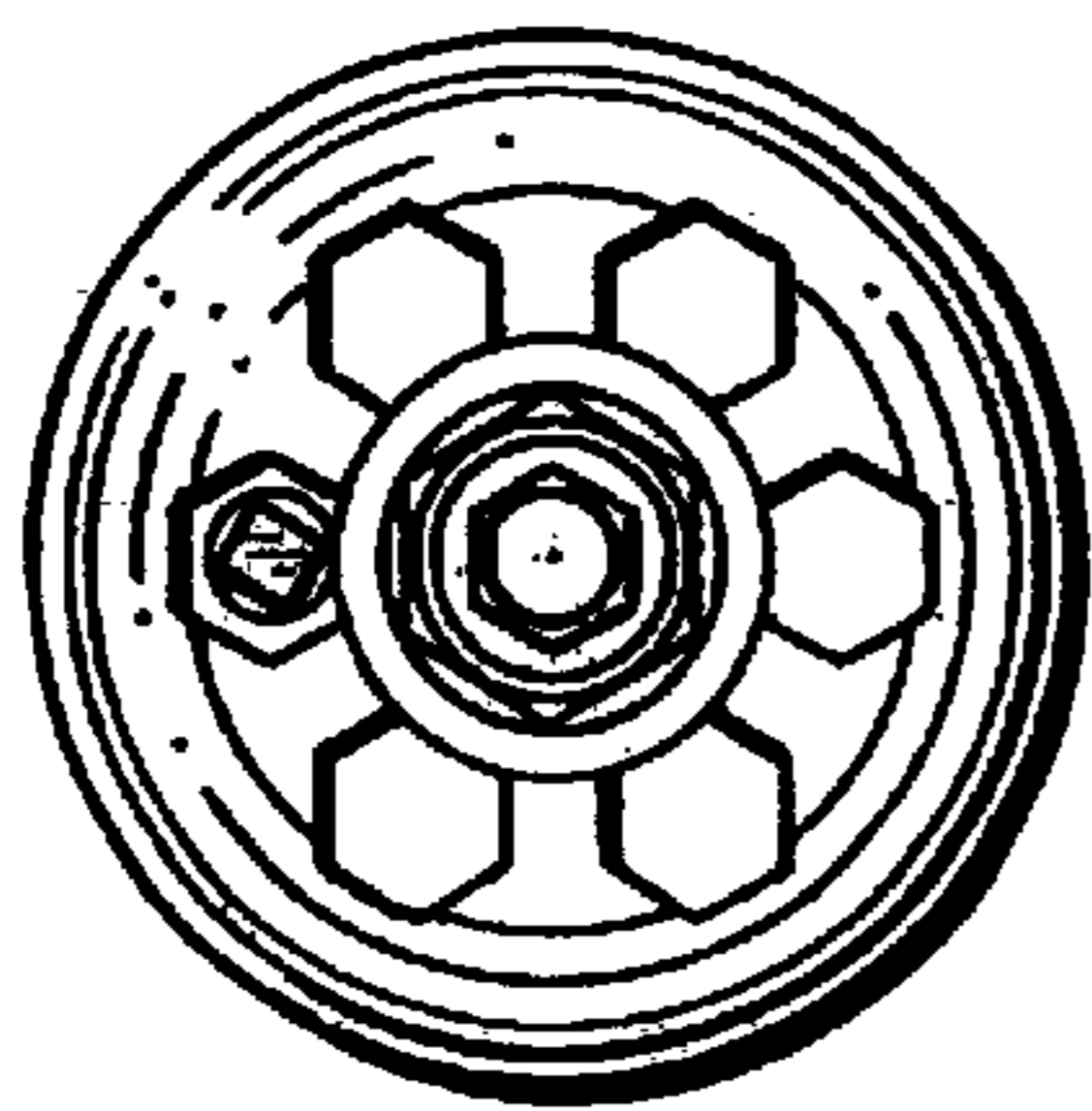


FIG. 4

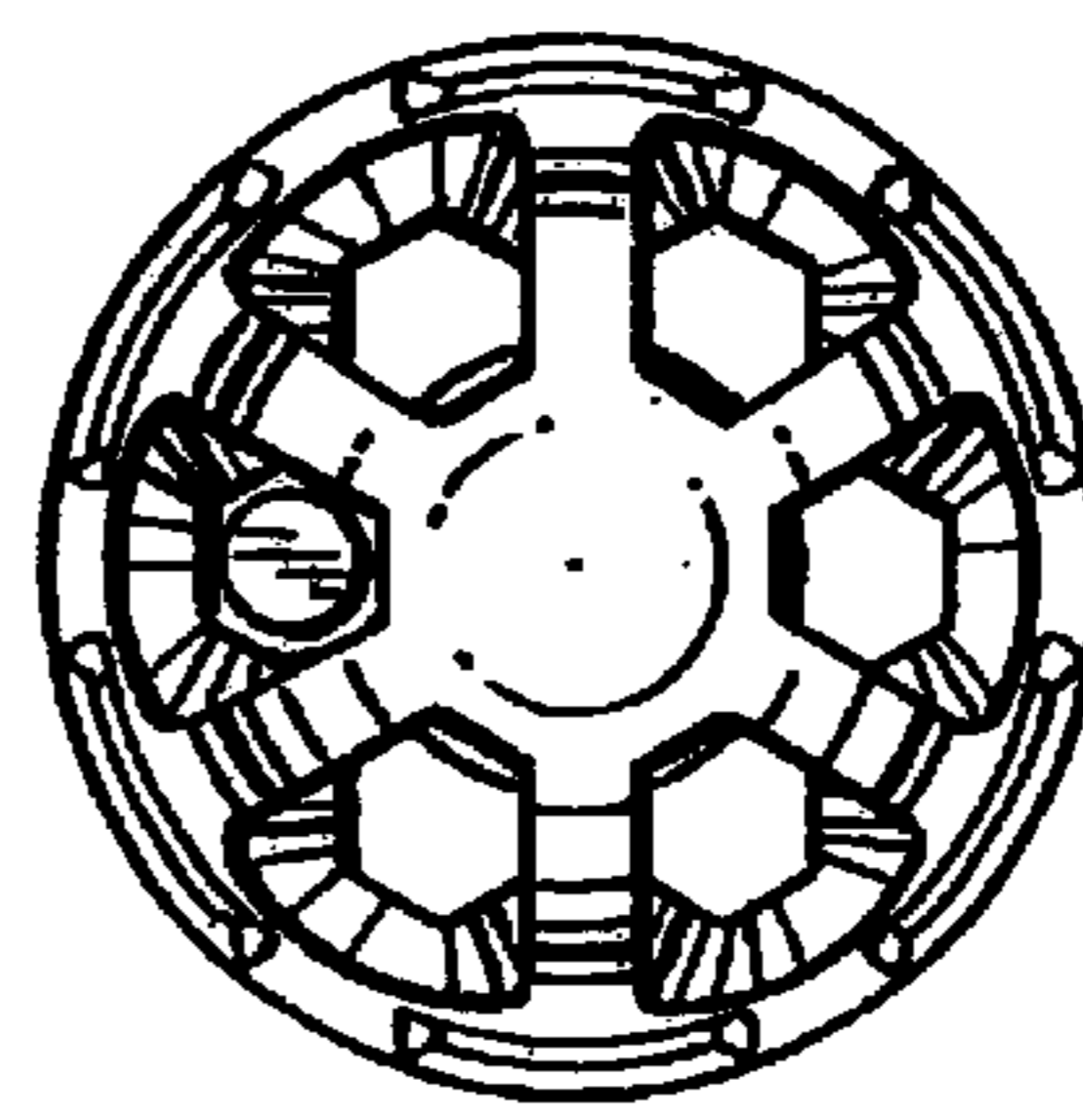


FIG. 5

UNITED STATES PATENT AND TRADEMARK OFFICE
CERTIFICATE OF CORRECTION

PATENT NO. : D535,170 S
APPLICATION NO. : 29/240451
DATED : January 16, 2007
INVENTOR(S) : Craig Caplan

Page 1 of 1

It is certified that error appears in the above-identified patent and that said Letters Patent is hereby corrected as shown below:

Title Page, Item [73] Assignee:, replace “Craig Caplan”, Delta (CA)”

with -- Caplan Industries Inc., Delta (CA) --

Signed and Sealed this
Fifteenth Day of March, 2011

A handwritten signature in black ink that reads "David J. Kappos". The signature is written in a cursive style with a large initial "D" and "K".

David J. Kappos
Director of the United States Patent and Trademark Office