



US00D535169S

(12) **United States Design Patent** (10) **Patent No.:** **US D535,169 S**
Sultan (45) **Date of Patent:** **** Jan. 16, 2007**

(54) **BLADE PROTECTOR WITH CUTTING CHAIN IMAGE FOR CHAIN SAW**

(75) Inventor: **Per Sultan**, Göteborg (SE)

(73) Assignee: **Aktiebolaget Electrolux**, Stockholm (SE)

(**) Term: **14 Years**

(21) Appl. No.: **29/216,434**

(22) Filed: **Nov. 3, 2004**

(30) **Foreign Application Priority Data**

May 4, 2004 (EM) 000174057

(51) **LOC (8) Cl.** **08-05**

(52) **U.S. Cl.** **D8/70**

(58) **Field of Classification Search** D8/61-71,
D8/85; D15/133, 138, 139, 140; 30/307,
30/347, 355, 388, 389-391, 381, 382, 383,
30/504, 151; 206/349; D3/220, 228, 254,
D3/269

See application file for complete search history.

(56) **References Cited**

U.S. PATENT DOCUMENTS

925,244	A	*	6/1909	Stevenson	206/349
1,020,050	A	*	3/1912	Padrick	206/349
2,524,110	A	*	10/1950	Kucmmerling	206/349
2,638,944	A	*	5/1953	Woleslagle	30/382
2,937,673	A	*	5/1960	Duperron et al.	30/382
3,059,673	A	*	10/1962	Woleslagle	30/382
3,129,731	A	*	4/1964	Tyrrell	30/382
3,292,671	A	*	12/1966	Stromberg	30/382
3,326,250	A	*	6/1967	Kephart, Jr.	30/382
3,344,818	A	*	10/1967	Musgrove	30/151
D248,422	S	*	7/1978	Malcolm	D3/269
D248,508	S	*	7/1978	Malcolm	D3/269
4,369,575	A	*	1/1983	Schurman	206/349
4,447,953	A	*	5/1984	Lombardino et al.	30/382
D291,627	S	*	9/1987	Collins	D3/220
D292,752	S	*	11/1987	Reinhardt	D3/220

4,841,824	A	*	6/1989	Hartmann et al.	D8/70
4,856,192	A	*	8/1989	Collins	30/151
D341,762	S	*	11/1993	Long et al.	D8/70
5,291,996	A	*	3/1994	Linden	206/349
D351,944	S	*	11/1994	Faichney et al.	D3/228
D359,849	S	*	7/1995	Griffin	D3/269
5,535,521	A	*	7/1996	Alcorn	30/382
5,577,607	A	*	11/1996	Drake et al.	206/349
D383,961	S	*	9/1997	Scales, III	D8/95
5,887,708	A	*	3/1999	Gonzales	206/349
D411,948	S	*	7/1999	Chipperfield	D8/95
D417,073	S	*	11/1999	Diener et al.	D3/228
D430,466	S	*	9/2000	Schmidt	D8/16
D443,759	S	*	6/2001	Bloch	D3/220
D453,219	S	*	1/2002	Godfrey	D23/411
D455,900	S	*	4/2002	Tecson	D3/228
D457,310	S	*	5/2002	Aberman	D3/220
D506,797	S	*	6/2005	Carbonero	D21/754
D507,954	S	*	8/2005	Bolinder	D8/95
D508,317	S	*	8/2005	Kanzawa	D3/220
2003/0062278	A1	*	4/2003	Bean	206/349
2004/0074793	A1	*	4/2004	Anderson et al.	206/349

* cited by examiner

Primary Examiner—T. Chase Nelson

(74) *Attorney, Agent, or Firm*—Pearne & Gordon LLP

(57) **CLAIM**

The ornamental design for a blade protector with cutting chain image for chain saw, as shown and described.

DESCRIPTION

FIG. 1 is a perspective view of my new design of a blade protector with cutting chain image for chain saw viewed from a first direction;

FIG. 2 is a side elevational view of a first side of the blade protector with cutting chain image for chain saw;

FIG. 3 is a perspective view of a blade protector with cutting chain image for chain saw viewed from a second direction; and,

FIG. 4. is a side elevational view of a second side of the blade protector with cutting chain image for chain saw.

1 Claim, 4 Drawing Sheets






FIG. 1




FIG. 2

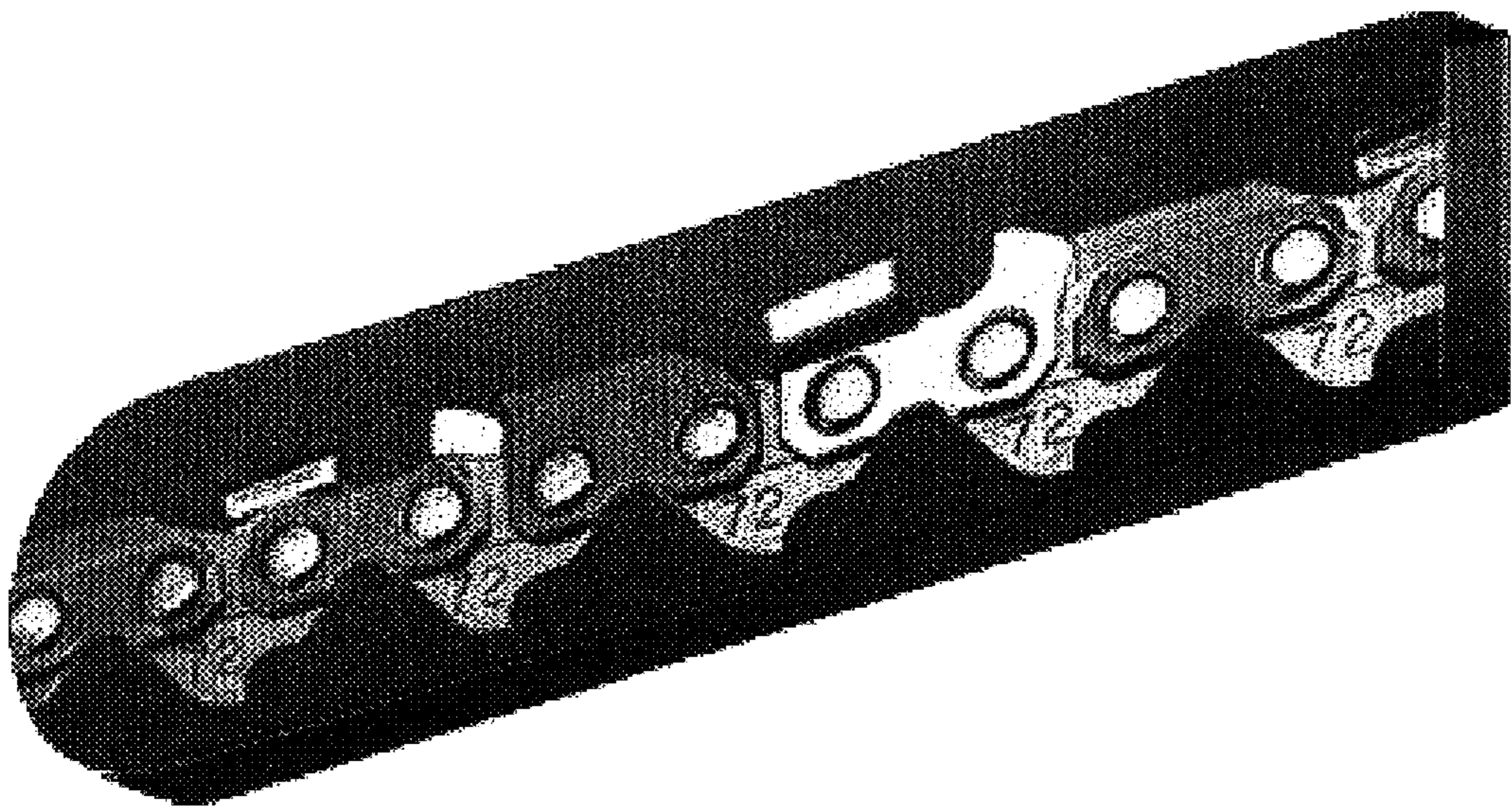


FIG. 3




FIG. 4