



US00D535159S

(12) **United States Design Patent**
Wingenter

(10) **Patent No.:** **US D535,159 S**

(45) **Date of Patent:** **** Jan. 16, 2007**

(54) **UTENSIL HANDLE**

(75) Inventor: **Patricia E. Wingenter**, Veradale, WA (US)

(73) Assignee: **Zak Designs, Inc.**, Spokane, WA (US)

(**) Term: **14 Years**

(21) Appl. No.: **29/211,737**

(22) Filed: **Aug. 19, 2004**

(51) **LOC (8) Cl.** **07-03**

(52) **U.S. Cl.** **D7/664**

(58) **Field of Classification Search** D7/368,
D7/401.2, 642-664, 681-696, 669, 675, 676,
D7/393-395; 294/7, 8; 16/110.1, 430, 431,
16/436, 441, 444; 30/137, 141, 142, 340,
30/147-150, 322-329, 342-345; 416/70 R
See application file for complete search history.

(56) **References Cited**

U.S. PATENT DOCUMENTS

D182,434 S	4/1958	Peters, Jr.	
D402,500 S	12/1998	Welch	
D407,600 S	* 4/1999	LoGiudice	D7/395
D408,217 S	* 4/1999	LoGiudice	D7/401.2
D438,055 S	* 2/2001	Munari	D7/395
D441,602 S	* 5/2001	Gasparino et al.	D7/401.2
6,239,417 B1	* 5/2001	Vidmar et al.	219/725
D456,222 S	* 4/2002	Rowe et al.	D7/683

D463,223 S	* 9/2002	Bien	D7/696
D464,232 S	10/2002	Tyler et al.	
D486,354 S	* 2/2004	Bratton et al.	D7/395
D495,498 S	* 9/2004	Berti	D4/138
D511,897 S	* 11/2005	Berti	D4/138
D512,569 S	* 12/2005	Berti	D4/138
D516,880 S	* 3/2006	Fort et al.	D7/695
D520,295 S	* 5/2006	Schreiber-Pethan et al.	D7/395

* cited by examiner

Primary Examiner—Cathron C. Brooks

Assistant Examiner—Ricky Pham

(74) *Attorney, Agent, or Firm*—Wells St. John, P.S.

(57) **CLAIM**

The ornamental design for a utensil handle, as shown and described.

DESCRIPTION

FIG. 1 is a perspective view of a utensil handle showing my new design;

FIG. 2 is a frontal end view thereof;

FIG. 3 is a rearward end view thereof;

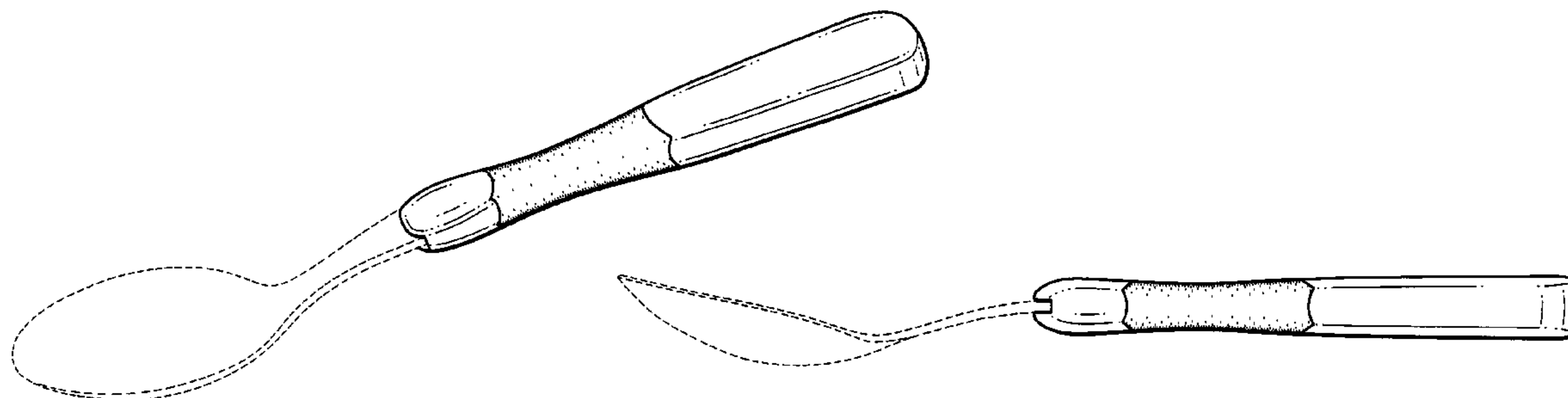
FIG. 4 is a left side elevational view thereof, and a right side of the utensil handle is identical to the left side;

FIG. 5 is a top plan view thereof; and,

FIG. 6 is a bottom plan view thereof.

The broken lines shown in the drawing is for illustrative purposes only and forms no part of the claimed design.

1 Claim, 1 Drawing Sheet



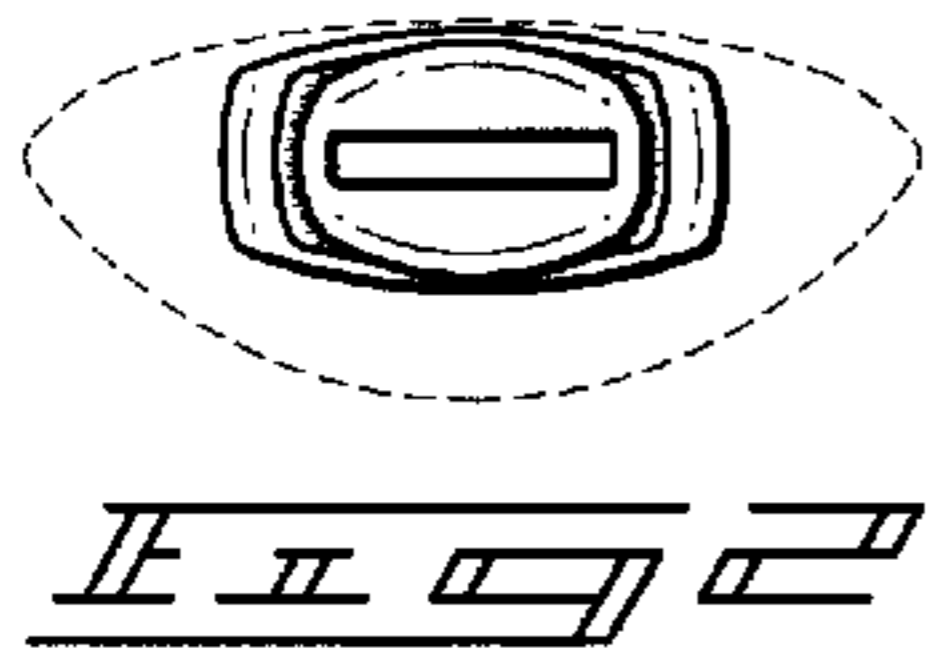


FIG. 2

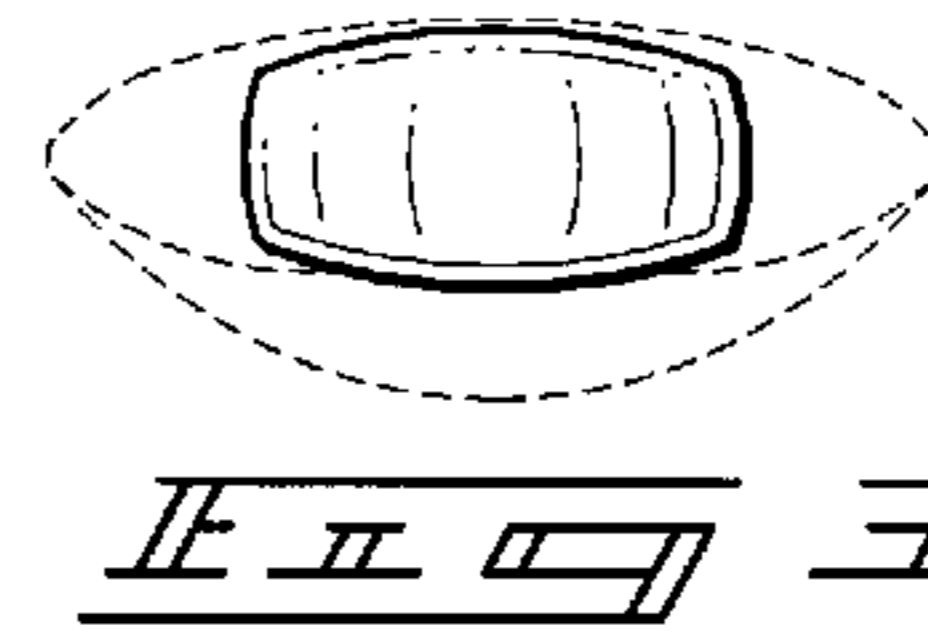
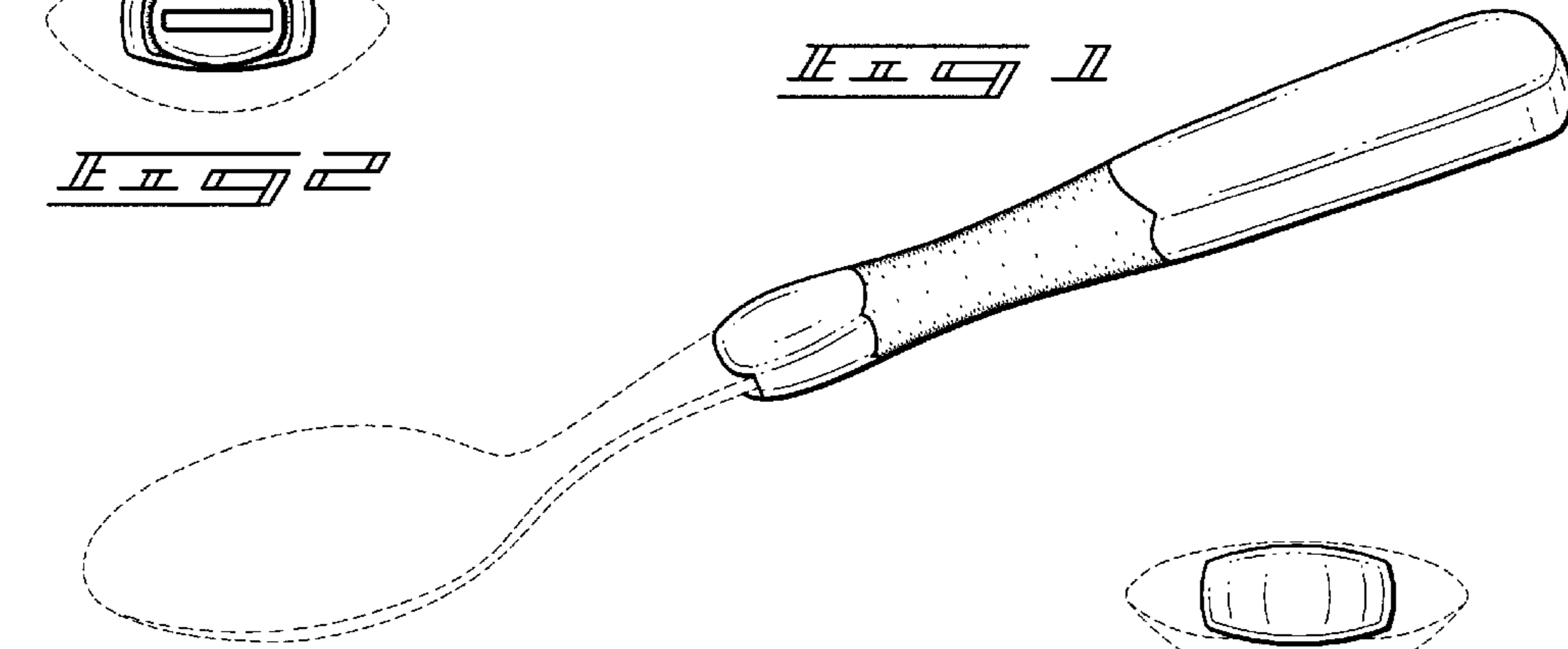


FIG. 3

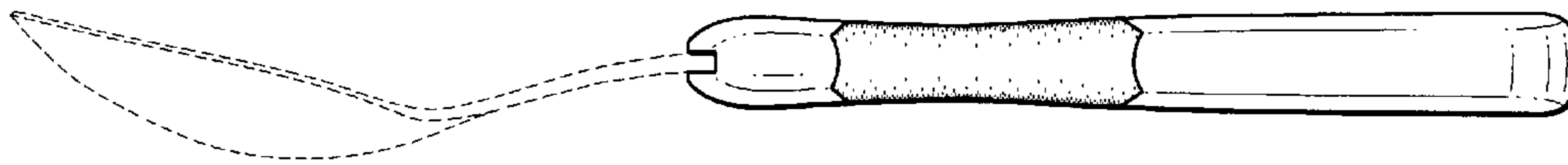


FIG. 4

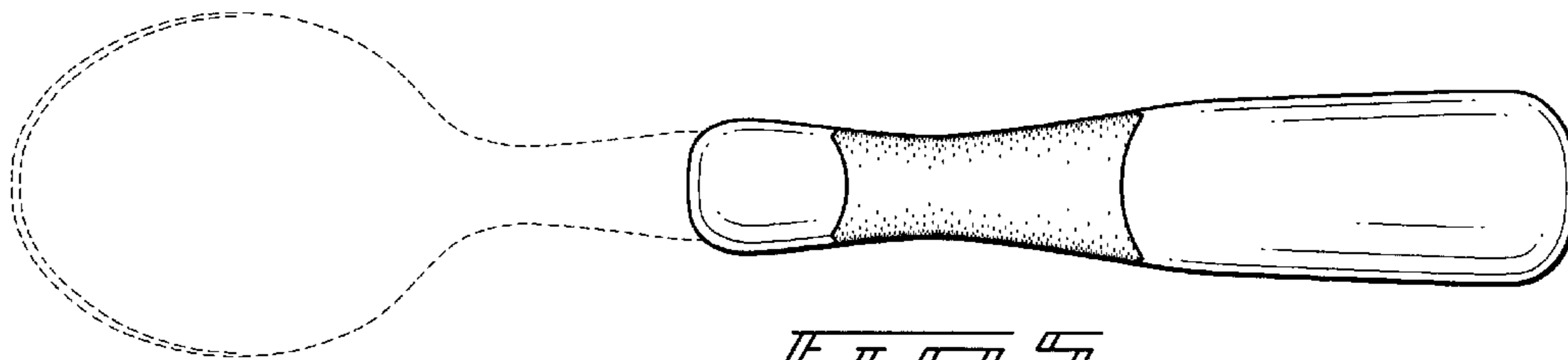


FIG. 5

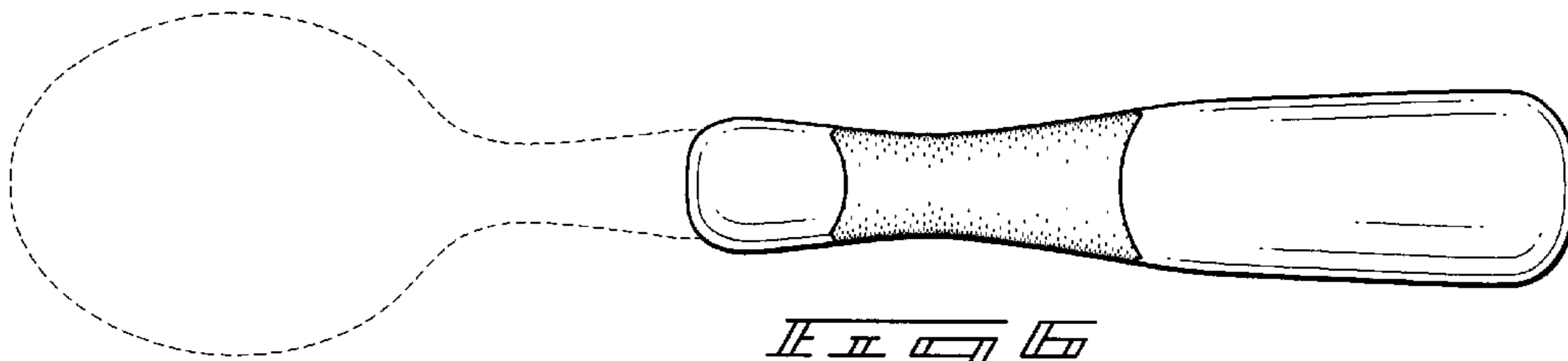


FIG. 6