



US00D535139S

(12) **United States Design Patent**
Lutz

(10) **Patent No.:** **US D535,139 S**

(45) **Date of Patent:** **** Jan. 16, 2007**

(54) **BARBEQUE GRILL**

(75) Inventor: **William R. Lutz**, Cumming, GA (US)

(73) Assignee: **Test Rite Products Corp.**, Ontario (CA)

(**) Term: **14 Years**

(21) Appl. No.: **29/243,726**

(22) Filed: **Nov. 29, 2005**

(51) **LOC (8) Cl.** **07-02**

(52) **U.S. Cl.** **D7/334**

(58) **Field of Classification Search** D7/332, D7/334-337, 402-405, 417; 126/25 R, 25 A, 126/25 AA, 25 B, 41 R, 50, 59, 59.5, 37 R, 126/9 R, 9 B, 29-30, 276, 332, 334; 211/215, 211/134-135, 153; 99/340, 481-482, 444; 426/314; 312/236

See application file for complete search history.

(56) **References Cited**

U.S. PATENT DOCUMENTS

5,163,358 A	11/1992	Hanagan et al.	99/339
D406,489 S	3/1999	Williams et al.	D7/334
D416,164 S	11/1999	Wagner et al.	D7/334
D450,215 S	11/2001	Wood et al.	D7/334
D450,216 S	11/2001	Wood et al.	D7/334
D461,359 S	8/2002	Coleman et al.	D7/334
D466,756 S	12/2002	Bossler et al.	D7/334
D470,357 S	* 2/2003	Home	D7/334
D471,057 S	3/2003	Chung	D7/334
D472,756 S	4/2003	Pai	D7/334
D475,235 S	6/2003	Home	D7/334

D476,188 S	6/2003	Wood	D7/334
D483,983 S	12/2003	Harrod et al.	D7/334
D485,467 S	1/2004	Pai	D7/334
D497,280 S	* 10/2004	Pai	D7/334
D503,065 S	* 3/2005	Pai	D7/334
D521,307 S	* 5/2006	Parrant et al.	D7/334
D521,308 S	* 5/2006	Tseng	D7/334

* cited by examiner

Primary Examiner—Ruth McInroy

(74) *Attorney, Agent, or Firm*—Tsircou Law, P.C.

(57) **CLAIM**

I claim the ornamental design for a barbeque grill, as shown and described.

DESCRIPTION

FIG. 1 is a front perspective view of a barbeque grill in accordance with the new design.

FIG. 2 is a front elevational view of the barbeque grill of FIG. 1.

FIG. 3 is a back elevational view of the barbeque grill of FIG. 1.

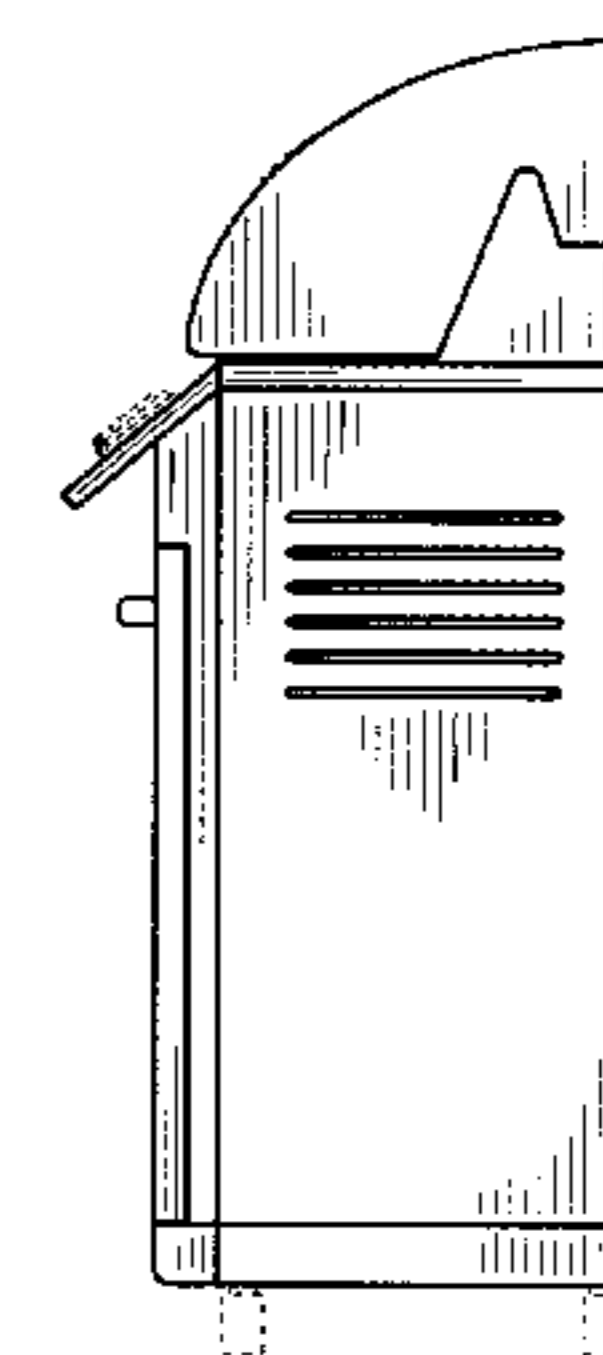
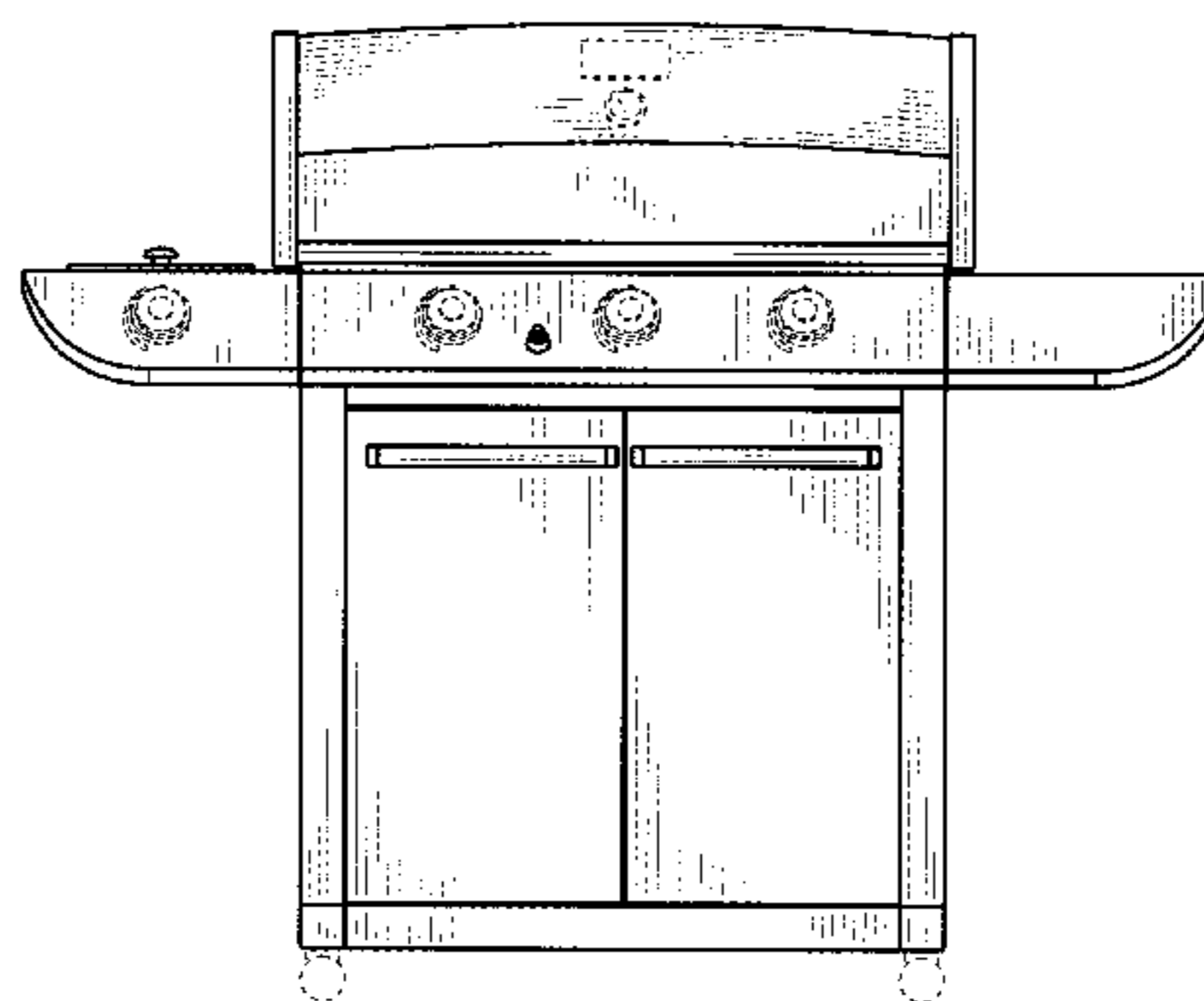

FIG. 4 is a right side elevational view of the barbeque grill of FIG. 1.

FIG. 5 is a left side elevational view of the barbeque grill of FIG. 1.

FIG. 6 is a top plan view of the barbeque grill of FIG. 1; and, FIG. 7 is a bottom plan view of the barbeque grill of FIG. 1.

The dashed lines are for illustrative purposes only and form no part of the claimed design.

1 Claim, 5 Drawing Sheets






FIG. 1

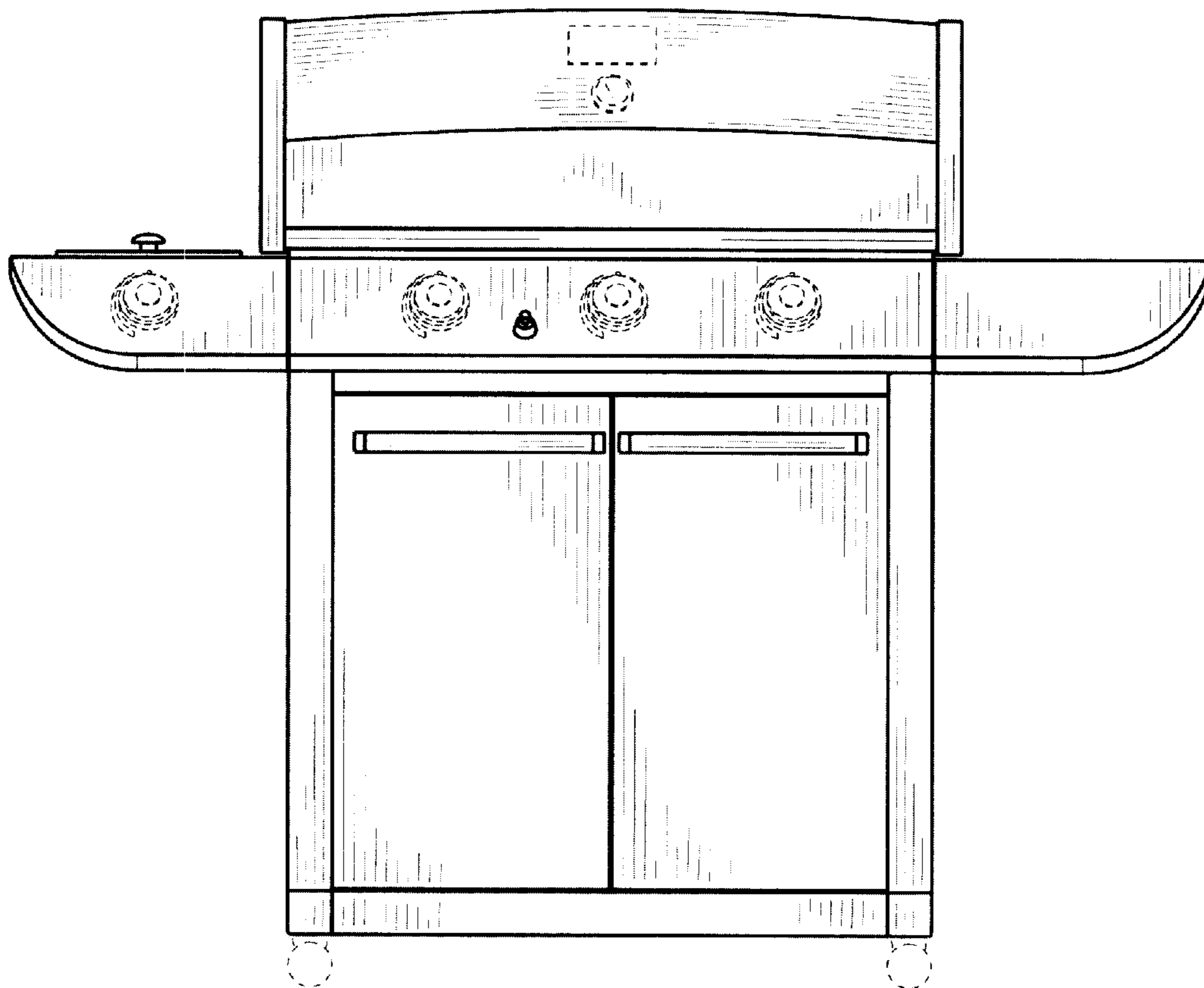


FIG. 2

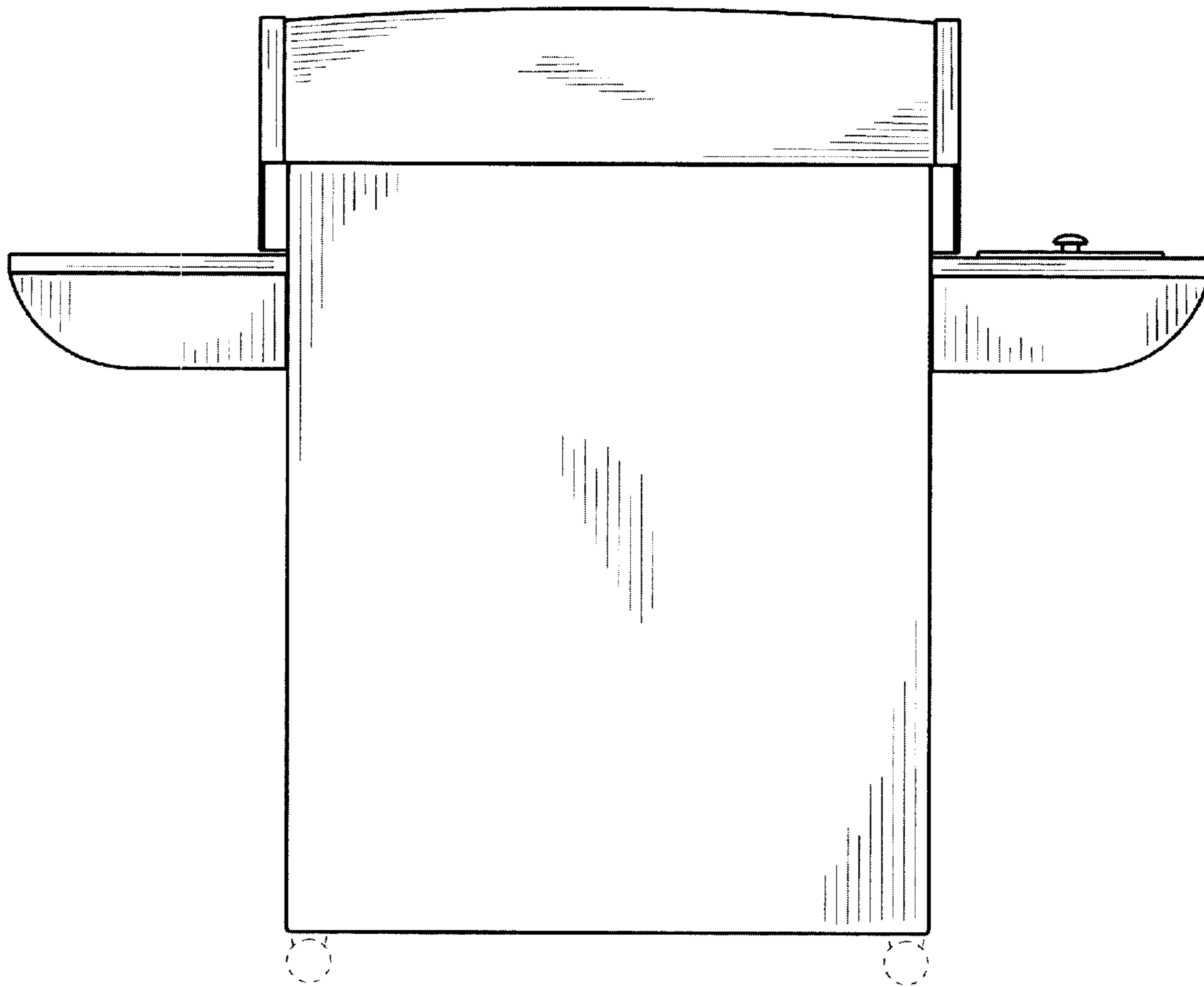


FIG. 3

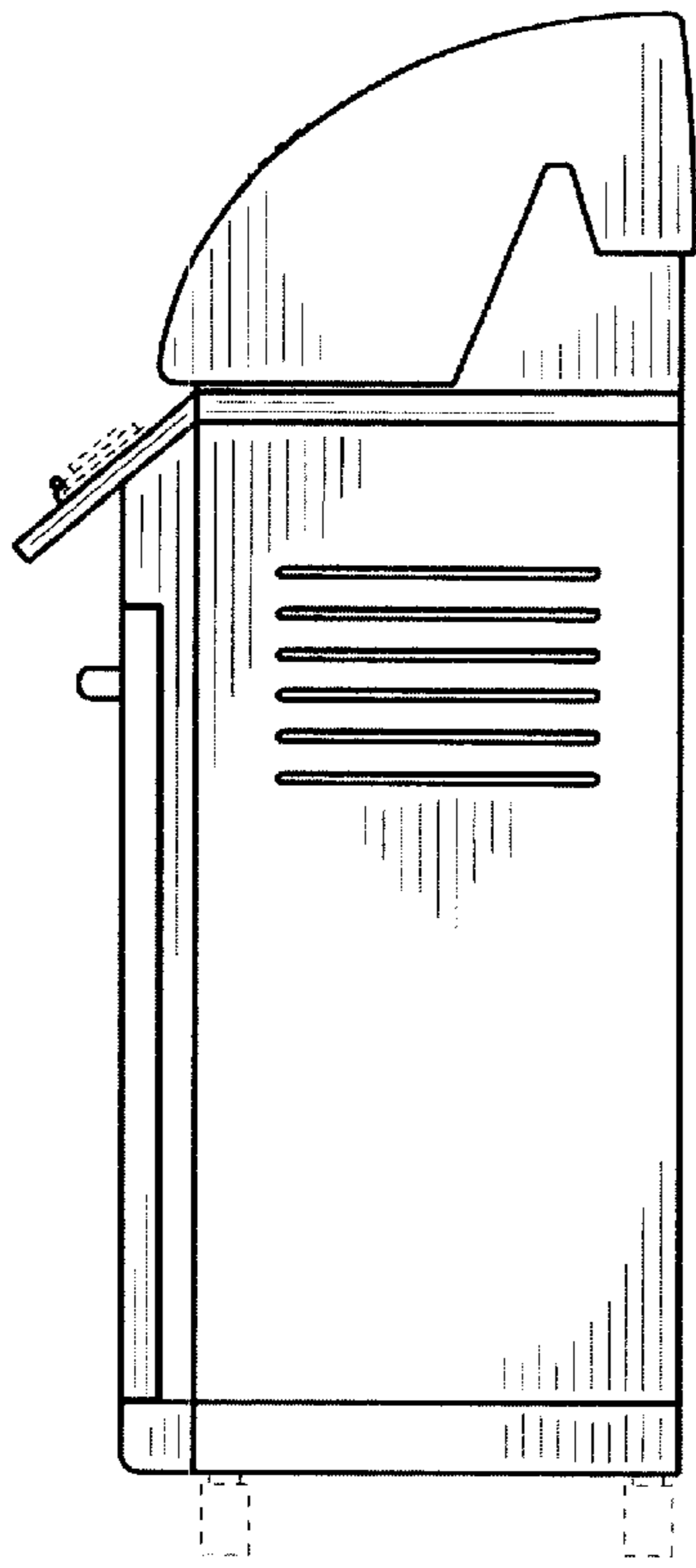


FIG. 4

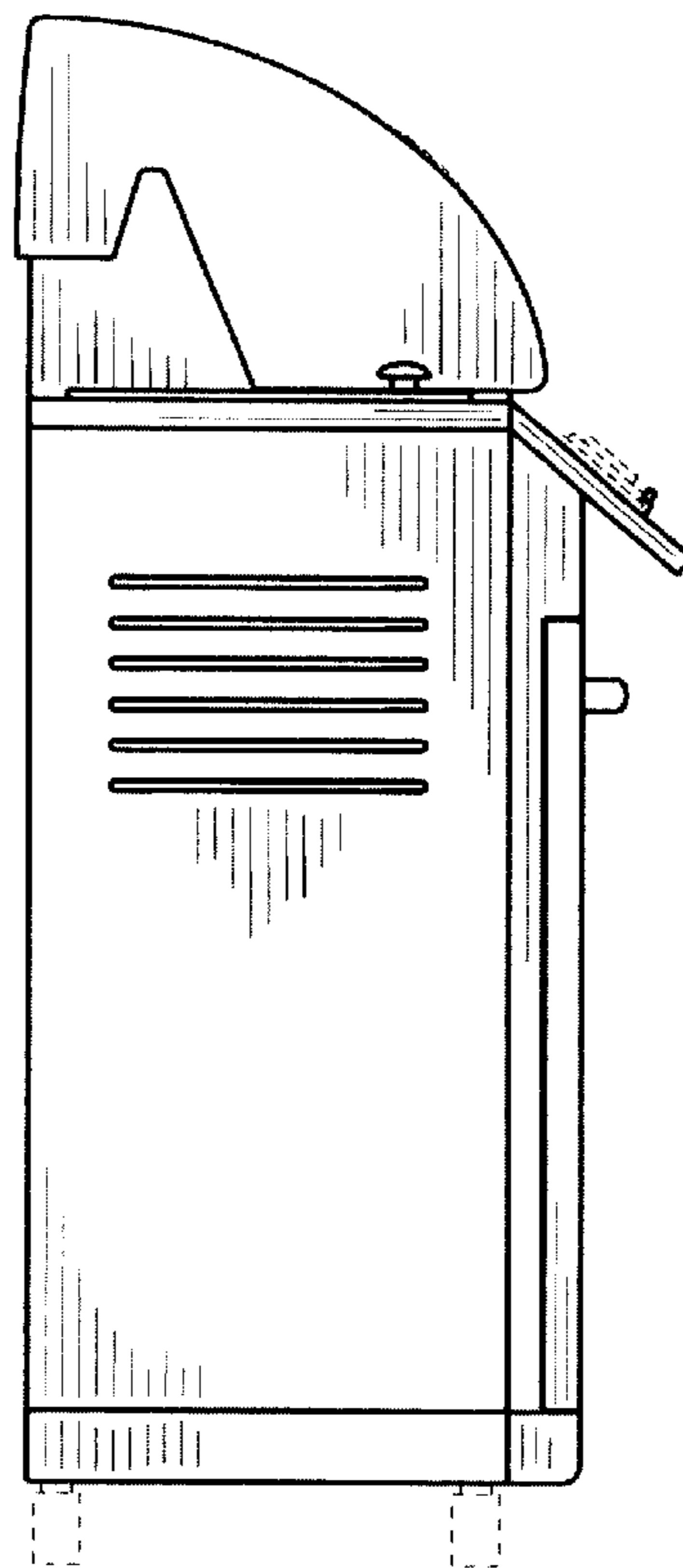


FIG. 5

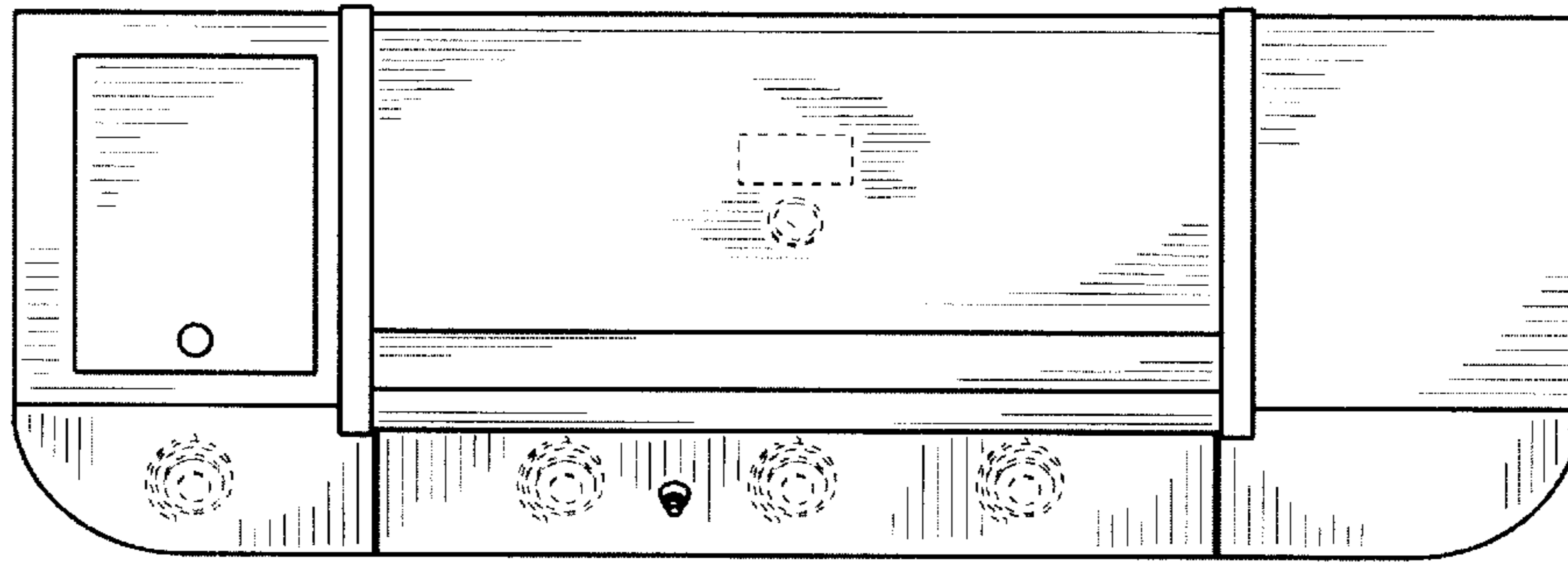


FIG. 6

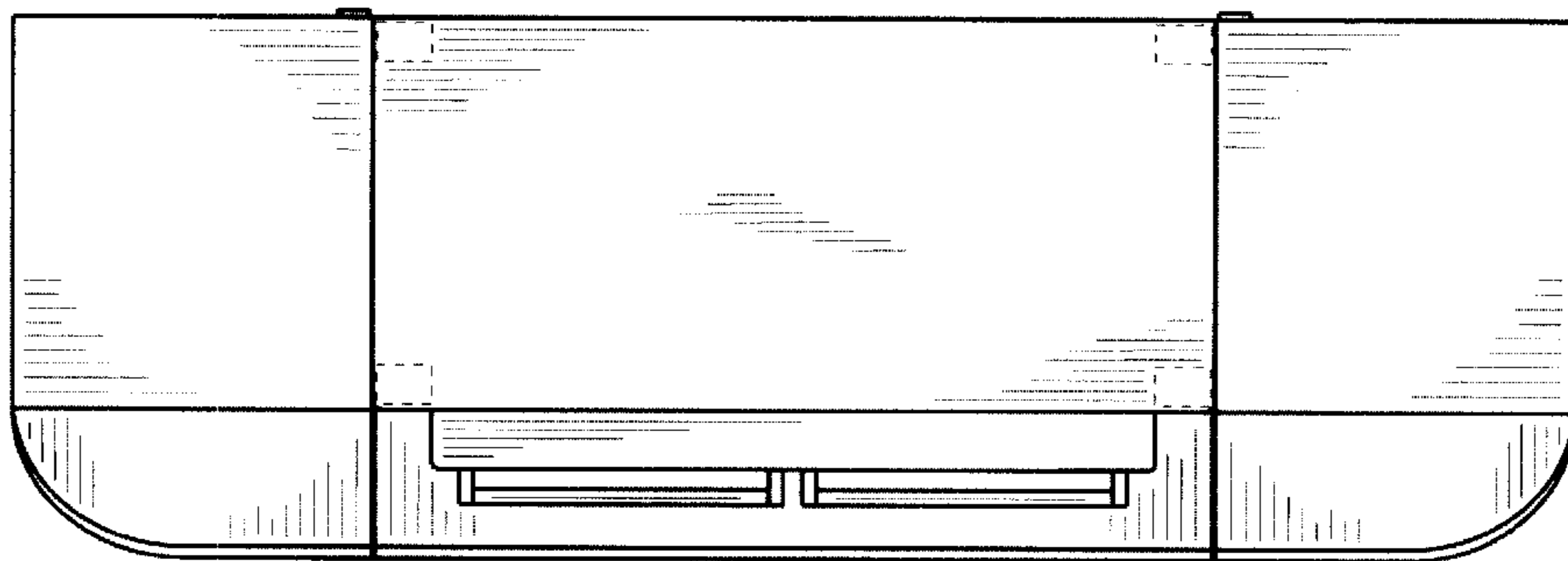


FIG. 7