

US00D535136S

(12) **United States Design Patent**
Schmitt

(10) **Patent No.:** **US D535,136 S**

(45) **Date of Patent:** **** Jan. 16, 2007**

(54) **FOOTBOARD**

(75) Inventor: **Jack Schmitt**, San Juan Capistrano, CA (US)

(73) Assignee: **Amini Innovation Corp.**, Pico Rivera, CA (US)

(**) Term: **14 Years**

(21) Appl. No.: **29/226,383**

(22) Filed: **Mar. 29, 2005**

(51) **LOC (8) Cl.** **06-06**

(52) **U.S. Cl.** **D6/505**

(58) **Field of Classification Search** D6/382–395,
D6/505–508, 397; 5/53.1, 279.1, 280, 281,
5/2.1, 907, 414

See application file for complete search history.

(56) **References Cited**

U.S. PATENT DOCUMENTS

182,544 A	9/1876	Arnaud	
1,087,573 A	9/1914	Dautrich	
D90,256 S	7/1933	McClure	
D91,104 S	* 11/1933	Douglass D6/393
4,080,674 A	3/1978	Fredman et al.	
D389,663 S	1/1998	Paus	
D402,833 S	12/1998	Hazen et al.	
D404,217 S	1/1999	Zaidman et al.	
D408,647 S	* 4/1999	Zaidman D6/505
D441,980 S	5/2001	McDaniel et al.	
D443,432 S	6/2001	Vaaler	
D443,445 S	6/2001	O'Hare et al.	
D443,446 S	6/2001	O'Hare et al.	
D445,284 S	7/2001	Chen	
D445,592 S	7/2001	O'Hare et al.	
D449,939 S	11/2001	Vaaler	
D457,346 S	5/2002	O'Hare	
D459,120 S	6/2002	Stanton	
D460,288 S	7/2002	Vaaler	
D463,157 S	9/2002	Lenger	

D468,552 S	1/2003	O'Hare	
D470,329 S	2/2003	Vaaler	
D470,331 S	2/2003	Stanton	
D470,681 S	2/2003	O'Hare	
D471,732 S	3/2003	Warren et al.	
D473,064 S	4/2003	O'Hare	
D474,917 S	5/2003	Risdon	
D475,218 S	6/2003	Schmitt	
D475,224 S	6/2003	Paus	
D475,862 S	6/2003	McDaniel et al.	
D477,722 S	* 7/2003	Berry et al. D6/393
D487,199 S	3/2004	Schmitt	
D487,363 S	3/2004	Schmitt	
D488,014 S	* 4/2004	Stanton D6/505
D493,976 S	8/2004	Bergelin	
D514,350 S	* 2/2006	Berry et al. D6/393

OTHER PUBLICATIONS

Amini Innovation, Corp. Monte Carlo Collection, #53000 Series, 2001, 1 pages.

Amini Innovation, Corp. La Francaise Collection, #50000 Series, Sep. 11, 2002, 3 pages.

Thomasville, Impressions—Madison county, bed.

* cited by examiner

Primary Examiner—Janice E. Seeger

(74) *Attorney, Agent, or Firm*—Cislo & Thomas, LLP

(57) **CLAIM**

I claim the ornamental design for the footboard, as shown and described.

DESCRIPTION

FIG. 1 is a front elevational view of a footboard showing my new design;


FIG. 2 is a left-side elevational view thereof;

FIG. 3 is a right-side elevational view thereof; and,

FIG. 4 is a top plan view thereof.

The claimed design does not include any depth for the ornamental details shown within the perimeter moldings.

1 Claim, 4 Drawing Sheets



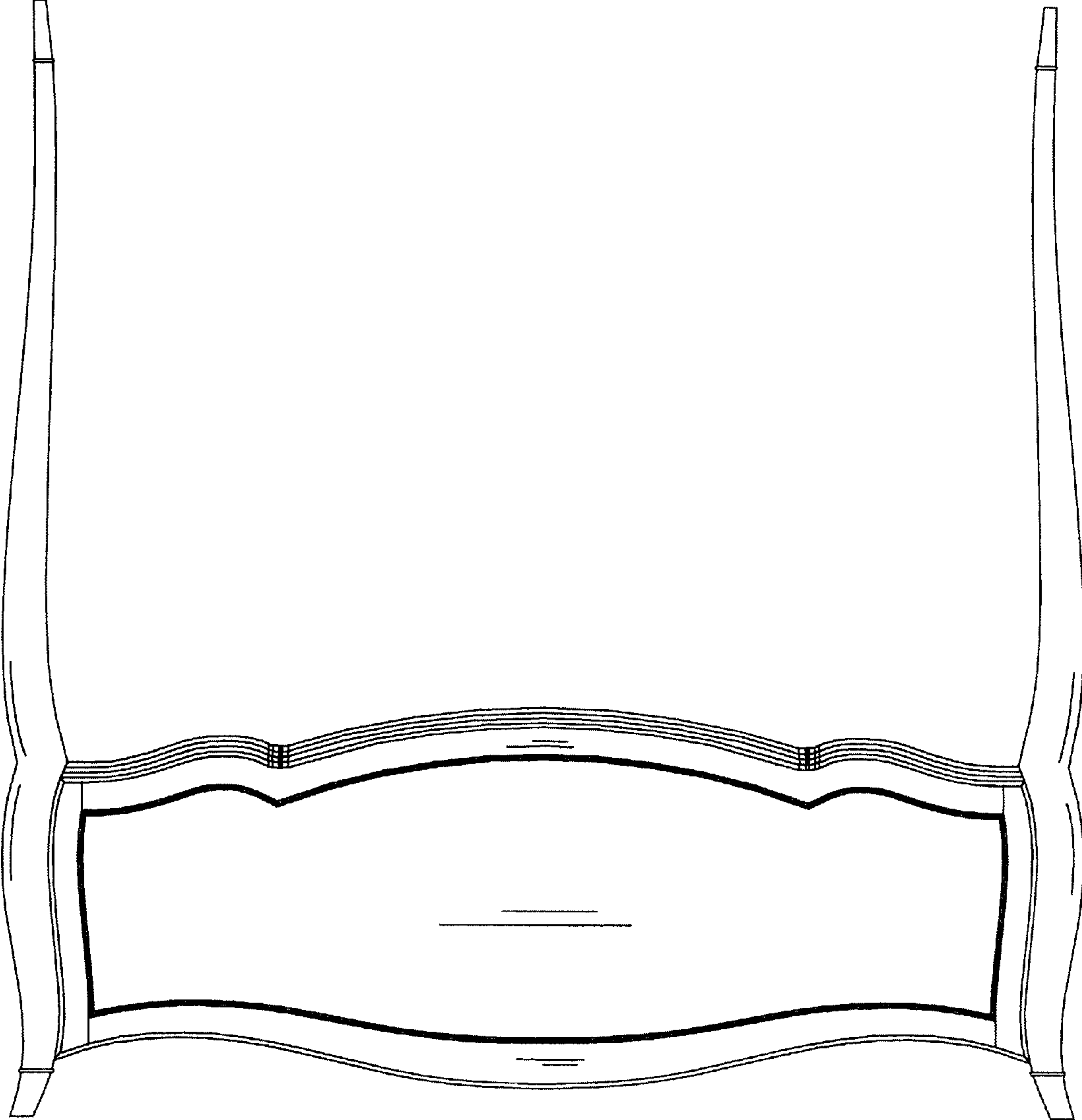


Fig. 1




Fig. 2



Fig. 3




Fig. 4