



US00D535114S

(12) **United States Design Patent**
Goldstein

(10) **Patent No.:** **US D535,114 S**
(45) **Date of Patent:** **** Jan. 16, 2007**

(54) **LOUNGE CHAIR**

(75) Inventor: **Barbara Goldstein**, Germantown, MD
(US)

(73) Assignee: **Country Casual, Inc.**, Gaithersburg,
MD (US)

(**) Term: **14 Years**

(21) Appl. No.: **29/252,932**

(22) Filed: **Jan. 31, 2006**

(51) **LOC (8) Cl.** **06-01**

(52) **U.S. Cl.** **D6/381**

(58) **Field of Classification Search** D6/332,
D6/335-337, 340, 349, 355, 352-353, 369-370,
D6/381, 495, 499-502; 5/12.1; 108/118,
108/119, 137; 297/16.1-16.2, 451.9, 452.11,
297/452.63, 217.1, 31, 175, 423.1, 423.16,
297/461, 232

See application file for complete search history.

(56) **References Cited**

U.S. PATENT DOCUMENTS

1,654,437	A	*	12/1927	Szuhanszky	297/57
1,773,752	A	*	8/1930	Ross	297/276
D137,587	S	*	4/1944	Harasty	D6/370
D299,595	S	*	1/1989	Shields	D6/335
D354,173	S	*	1/1995	Escobal et al.	D6/335
D376,270	S	*	12/1996	Slear	D6/370
D420,825	S	*	2/2000	Lin	D6/370

D424,315	S	*	5/2000	Jeng	D6/370
D435,736	S	*	1/2001	Chrisco et al.	D6/336
D440,420	S	*	4/2001	Goldstein	D6/370
D446,399	S	*	8/2001	Slear	D6/370
D448,187	S	*	9/2001	Goldstein	D6/370
D466,318	S	*	12/2002	Arnold	D6/370
D466,708	S	*	12/2002	Chau	D6/370
D470,666	S	*	2/2003	Peloquin	D6/336
D473,060	S	*	4/2003	Hutton	D6/369
D486,663	S	*	2/2004	Weaver	D6/379
D511,901	S	*	11/2005	Mohundro	D6/370
D512,234	S	*	12/2005	Spector et al.	D6/370
D513,369	S	*	1/2006	Cross	D6/370
D525,799	S	*	8/2006	Lowsky	D6/370

* cited by examiner

Primary Examiner—Sandra S. Snapp

(74) *Attorney, Agent, or Firm*—Rosenberg, Klein & Lee

(57) **CLAIM**

The ornamental design for a lounge chair, as shown and described.

DESCRIPTION

FIG. 1 is a perspective view of the lounge chair showing my new design;


FIG. 2 is a right elevational view thereof, the left elevational view being a mirror image of the right elevational view;

FIG. 3 is a rear elevational view thereof;

FIG. 4 is a top plan view thereof; and,

FIG. 5 is a bottom plan view thereof.

1 Claim, 5 Drawing Sheets






FIG. 1

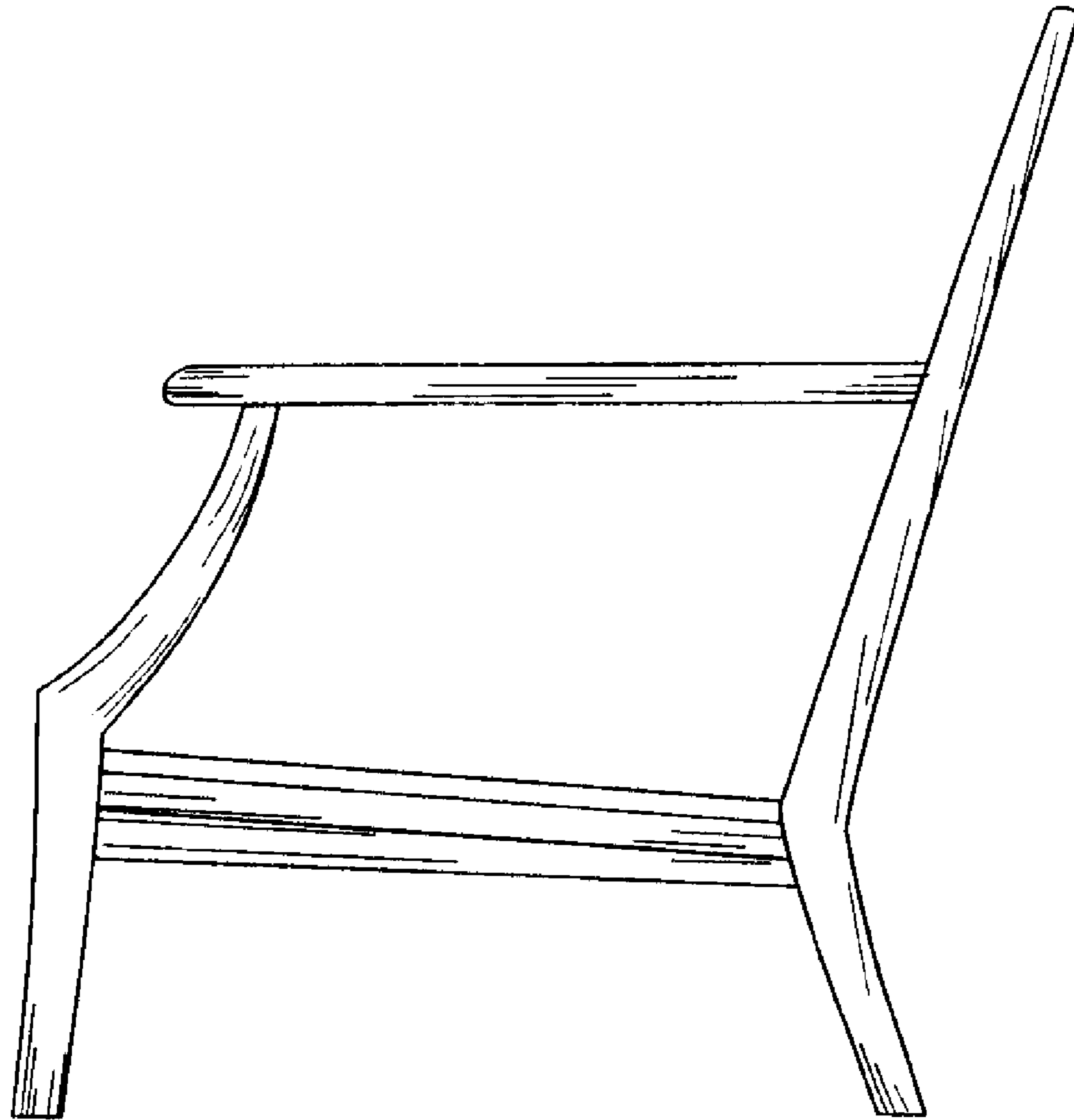


FIG. 2




FIG. 3




FIG. 4




FIG. 5