



US00D535062S

(12) **United States Design Patent**
McGinley

(10) **Patent No.:** **US D535,062 S**

(45) **Date of Patent:** **** Jan. 9, 2007**

(54) **CAT PET BED**

(76) **Inventor:** **Michael L. McGinley**, 4013 W. 69th St., Prairie Village, KS (US) 66208

(**) **Term:** **14 Years**

(21) **Appl. No.:** **29/230,620**

(22) **Filed:** **May 24, 2005**

(51) **LOC (8) Cl.** **30-06**

(52) **U.S. Cl.** **D30/118; 6/388**

(58) **Field of Classification Search** D30/118, D30/108-109, 129-130, 161; D6/382, 388, D6/383, 395, 505-508, 595-596, 598, 601, D6/604; D11/32, 53-54, 101-102, 128, 160; 5/617, 622, 636-637, 655, 907; 119/28.5, 119/162, 168, 496-498; D7/564

See application file for complete search history.

(56) **References Cited**

U.S. PATENT DOCUMENTS

D55,838 S	*	7/1920	Badgley	D21/425
D164,659 S	*	9/1951	Yecko et al.	D7/564
D174,996 S	*	6/1955	Peters	D6/598
D227,139 S	*	6/1973	Niven	D30/129
D317,487 S	*	6/1991	Tsukada	D6/598
5,115,528 A	*	5/1992	Lamle	5/636
5,136,981 A	*	8/1992	Barreto et al.	119/28.5
5,265,558 A	*	11/1993	Schonrock	119/28.5
D348,172 S	*	6/1994	Keller	D6/598
D358,008 S	*	5/1995	Keller et al.	D30/161
D368,335 S	*	3/1996	St. John	D30/118
D375,585 S	*	11/1996	Goetz	D30/130
5,588,393 A	*	12/1996	Heilborn	119/28.5
5,826,537 A	*	10/1998	Heilborn	119/28.5
5,878,551 A	*	3/1999	Curley et al.	53/434
D426,414 S	*	6/2000	Reithmeier	D6/598
D435,704 S	*	12/2000	Friberg	D30/118

6,196,157 B1	*	3/2001	Northrop et al.	119/28.5
D445,285 S	*	7/2001	Kwapis et al.	D6/598
D447,607 S	*	9/2001	Kaplan	D30/118
6,851,385 B1	*	2/2005	Poss et al.	119/28.5

OTHER PUBLICATIONS

HDW Enterprises & Foothill Felines; Kitty Komforts; Cat bed; Apr. 3, 2003.*

* cited by examiner

Primary Examiner—Cathy Anne MacCormac

(74) *Attorney, Agent, or Firm*—Shughart Thomson & Kilroy PC

(57) **CLAIM**

The ornamental design for a cat pet bed, as shown and described.

DESCRIPTION

FIG. 1 is a top and front perspective view of a cat pet bed showing my new design;

FIG. 2 is a top view of the design of FIG. 1;

FIG. 3 is a right side view of the design shown in FIG. 1, the left side being a mirror image thereof;

FIG. 4 is a rear elevation view of the design embodiments shown in FIG. 1 and in FIG. 6;

FIG. 5 is a bottom view of the design shown in FIG. 1;

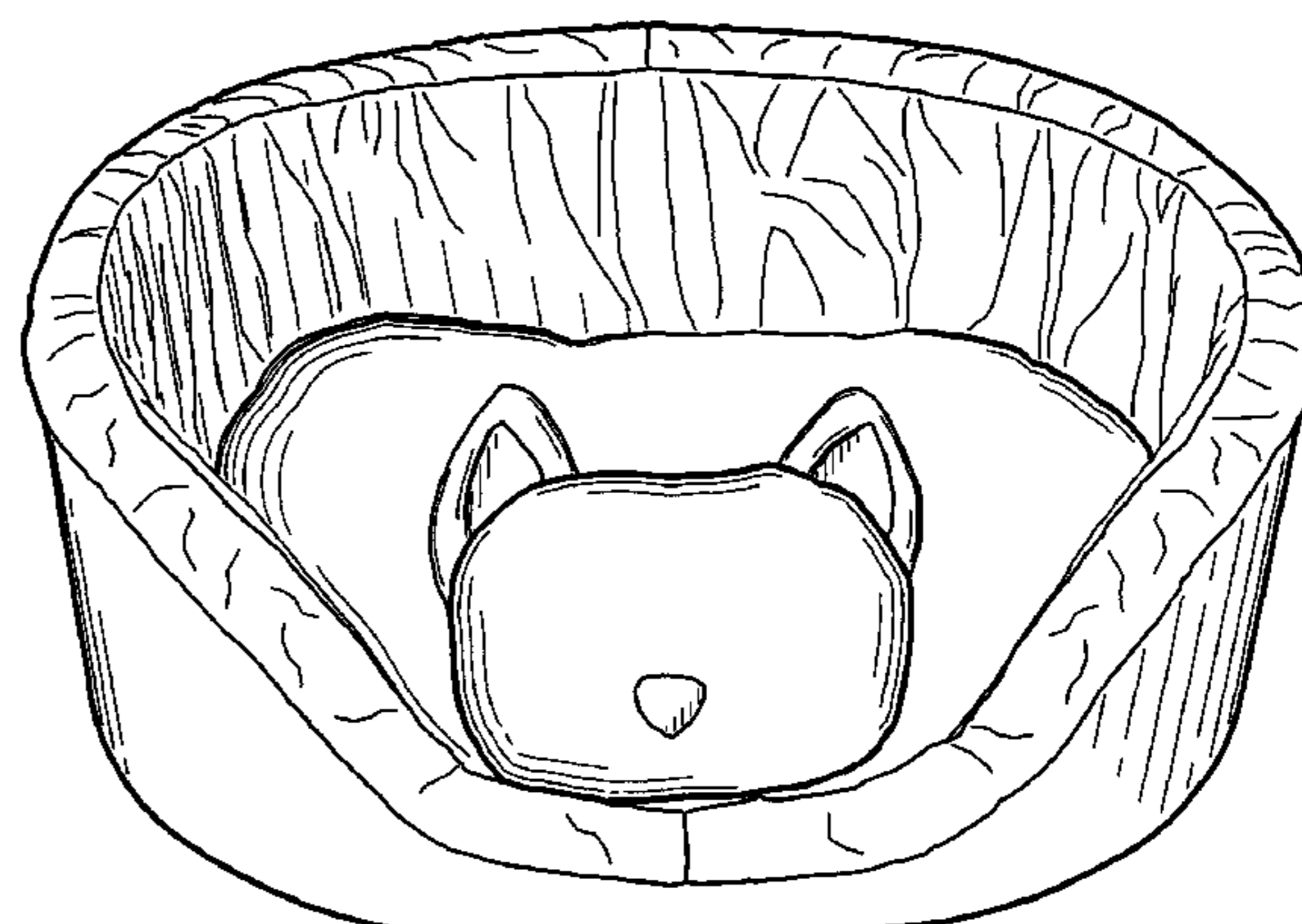

FIG. 6 is a top and front perspective view of an alternate embodiment of my new cat pet bed design;

FIG. 7 is a top view of the embodiment of the design of FIG. 6;

FIG. 8 is a right side view of the design of the embodiment shown in FIG. 6, the left side being a mirror image thereof; and,

FIG. 9 is a bottom view of the design shown in FIG. 6.

1 Claim, 5 Drawing Sheets






Fig. 1




Fig. 2

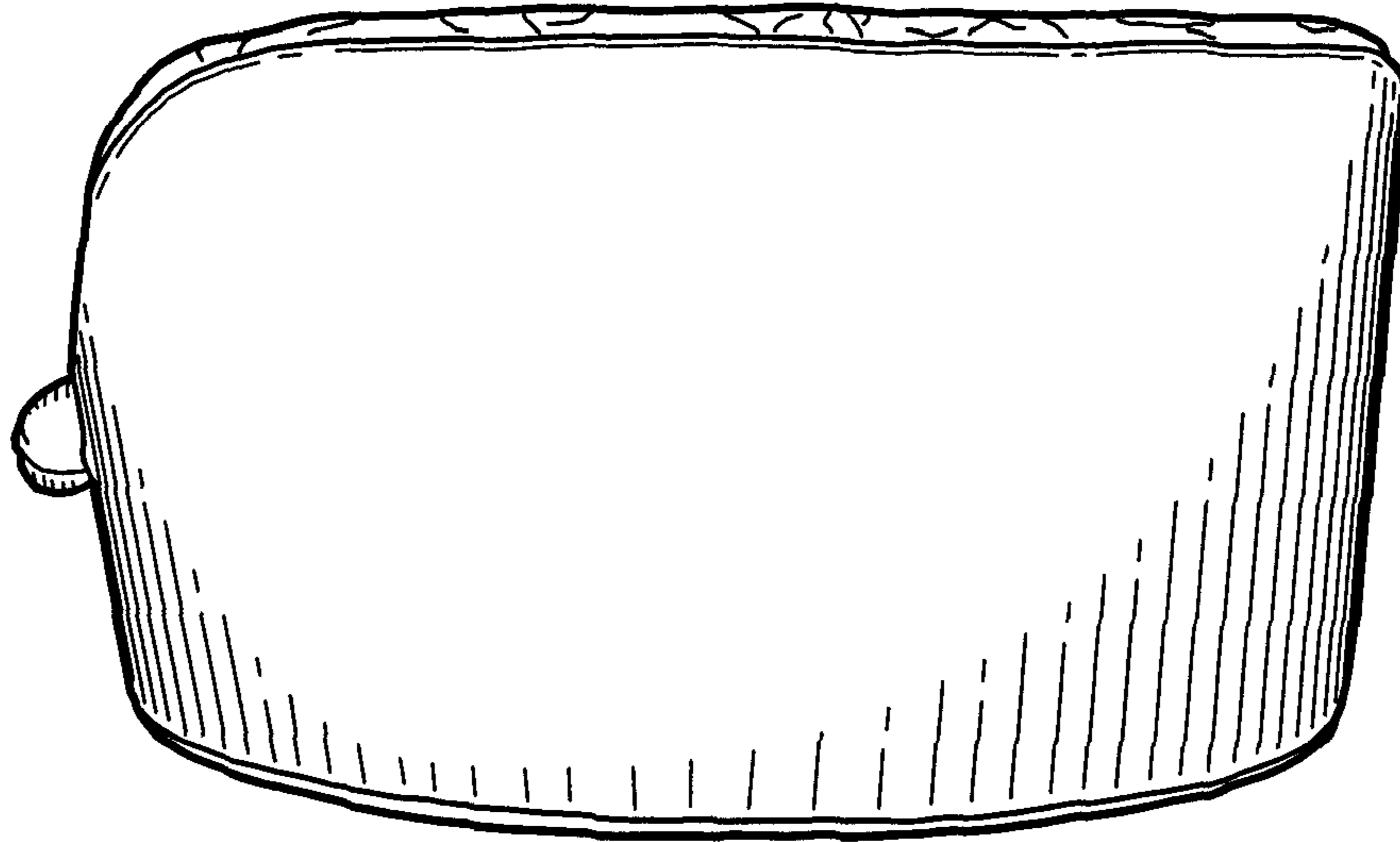


Fig. 3

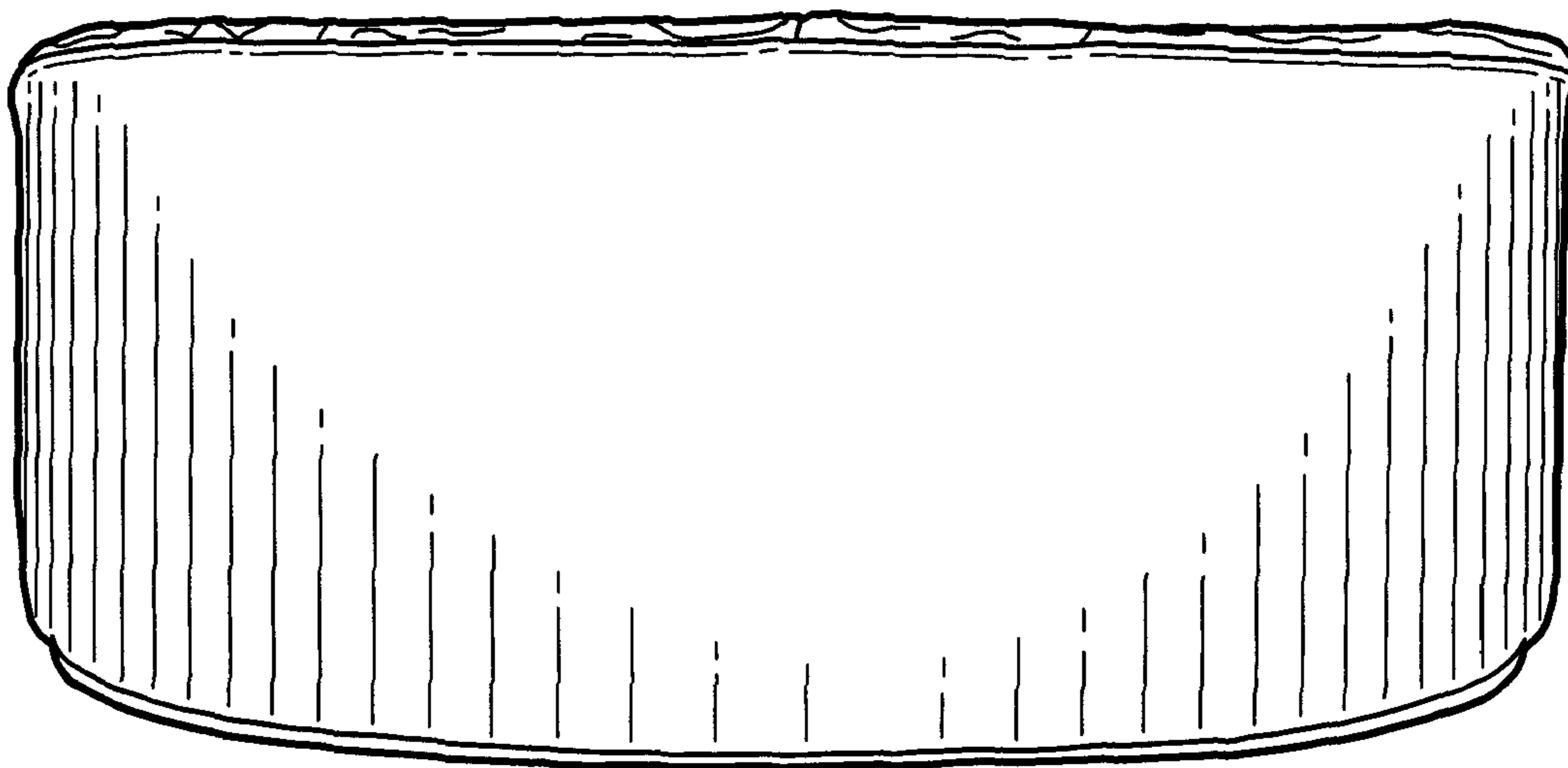


Fig. 4

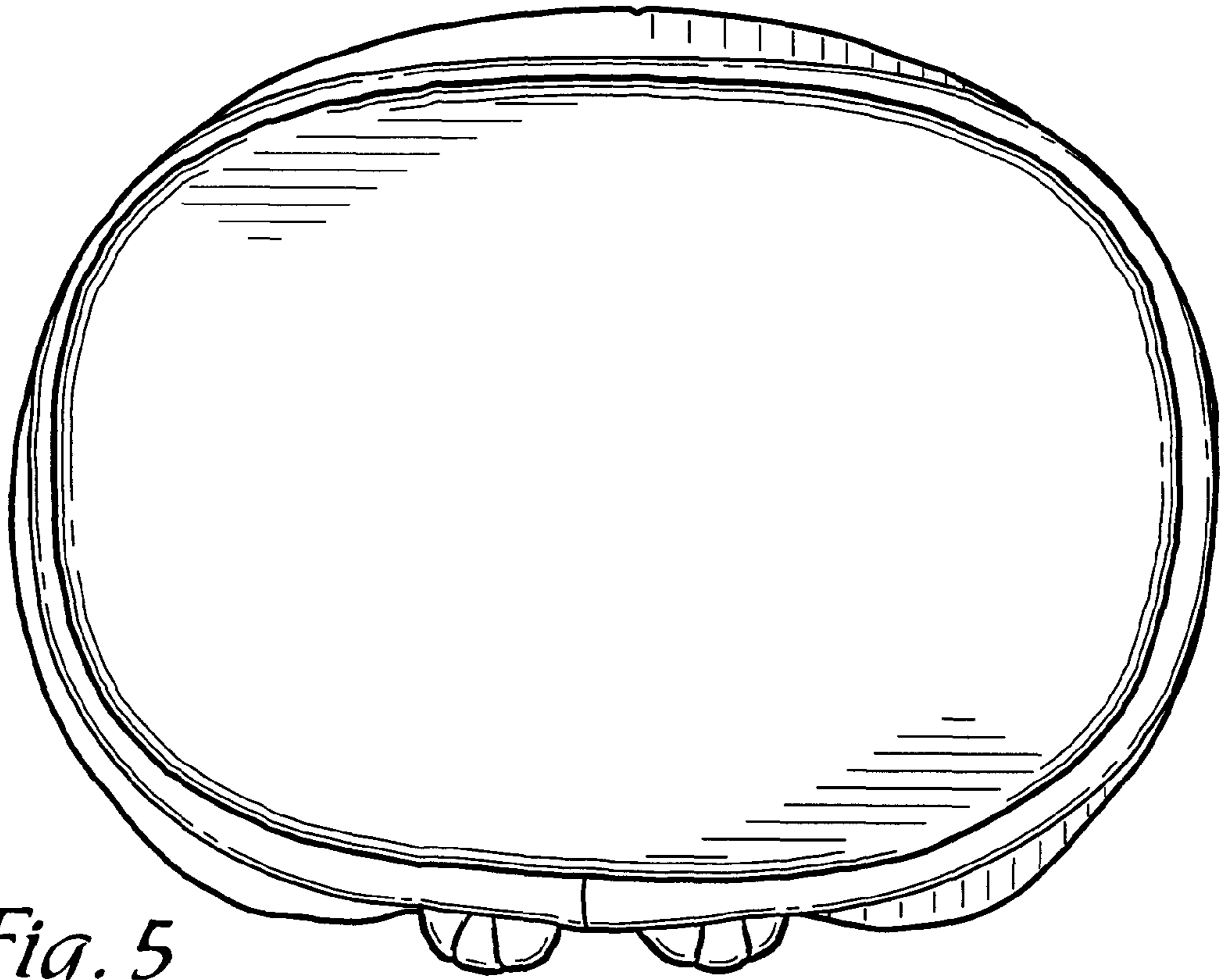


Fig. 5

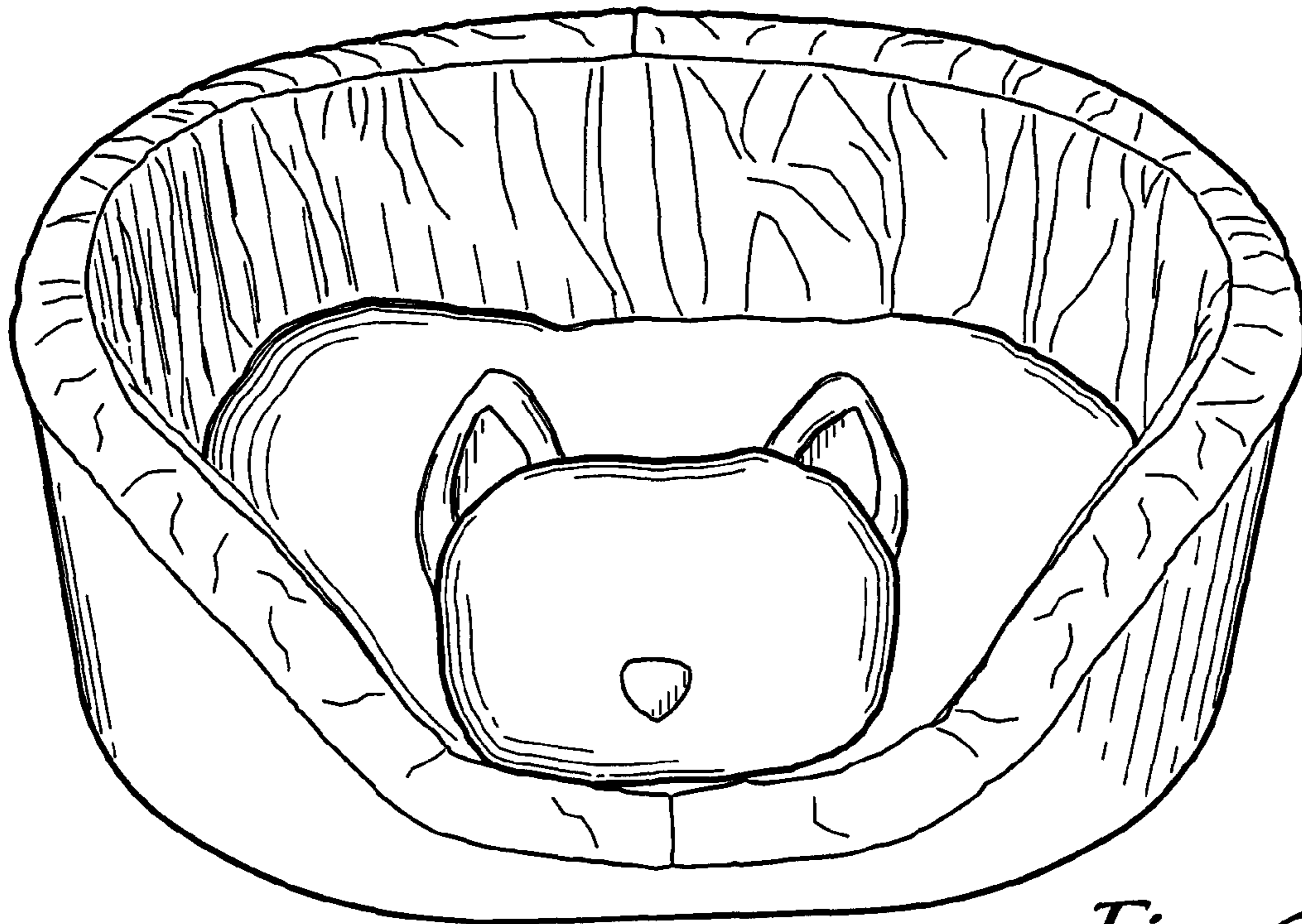


Fig. 6



Fig. 7

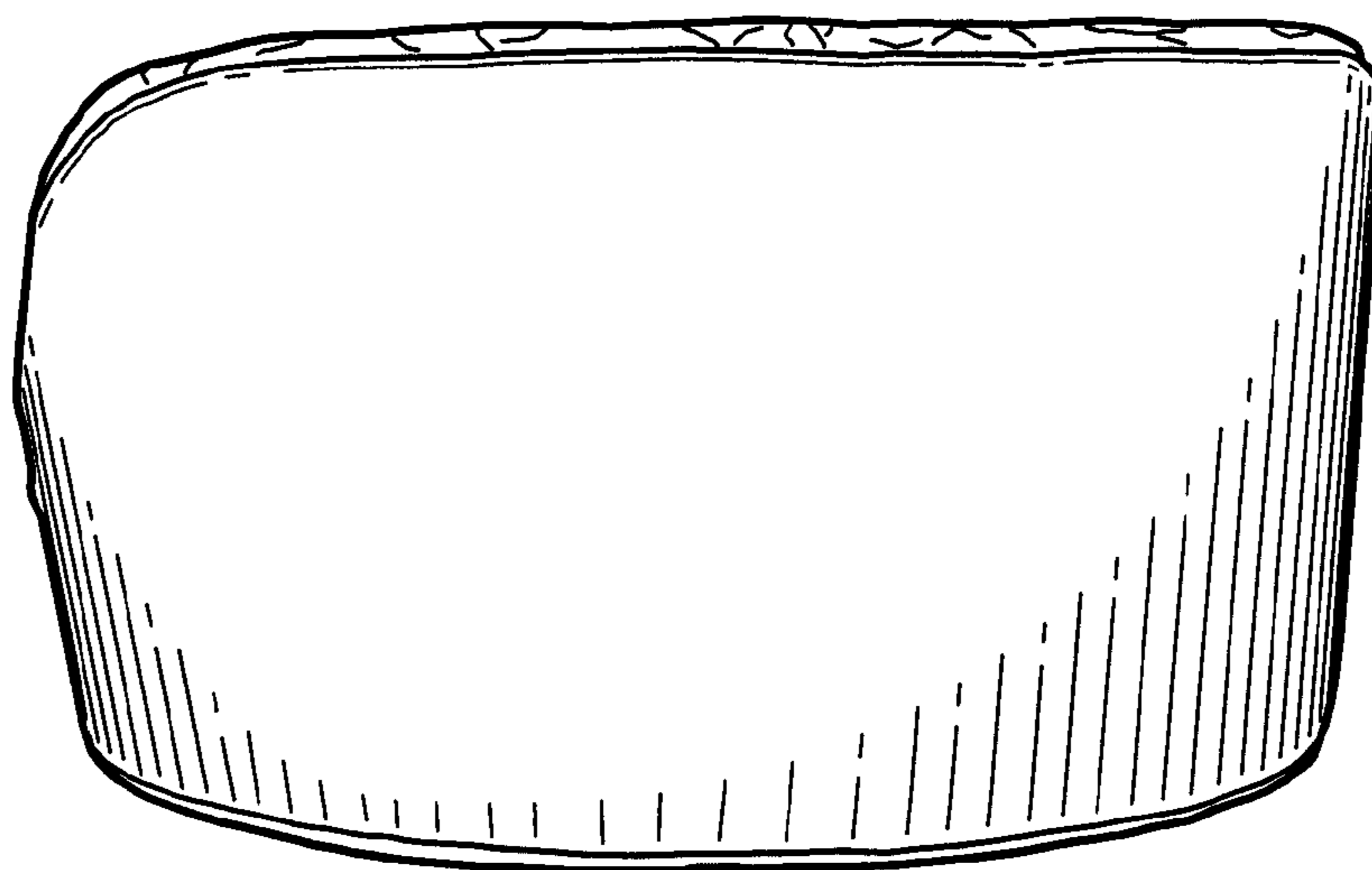


Fig. 8

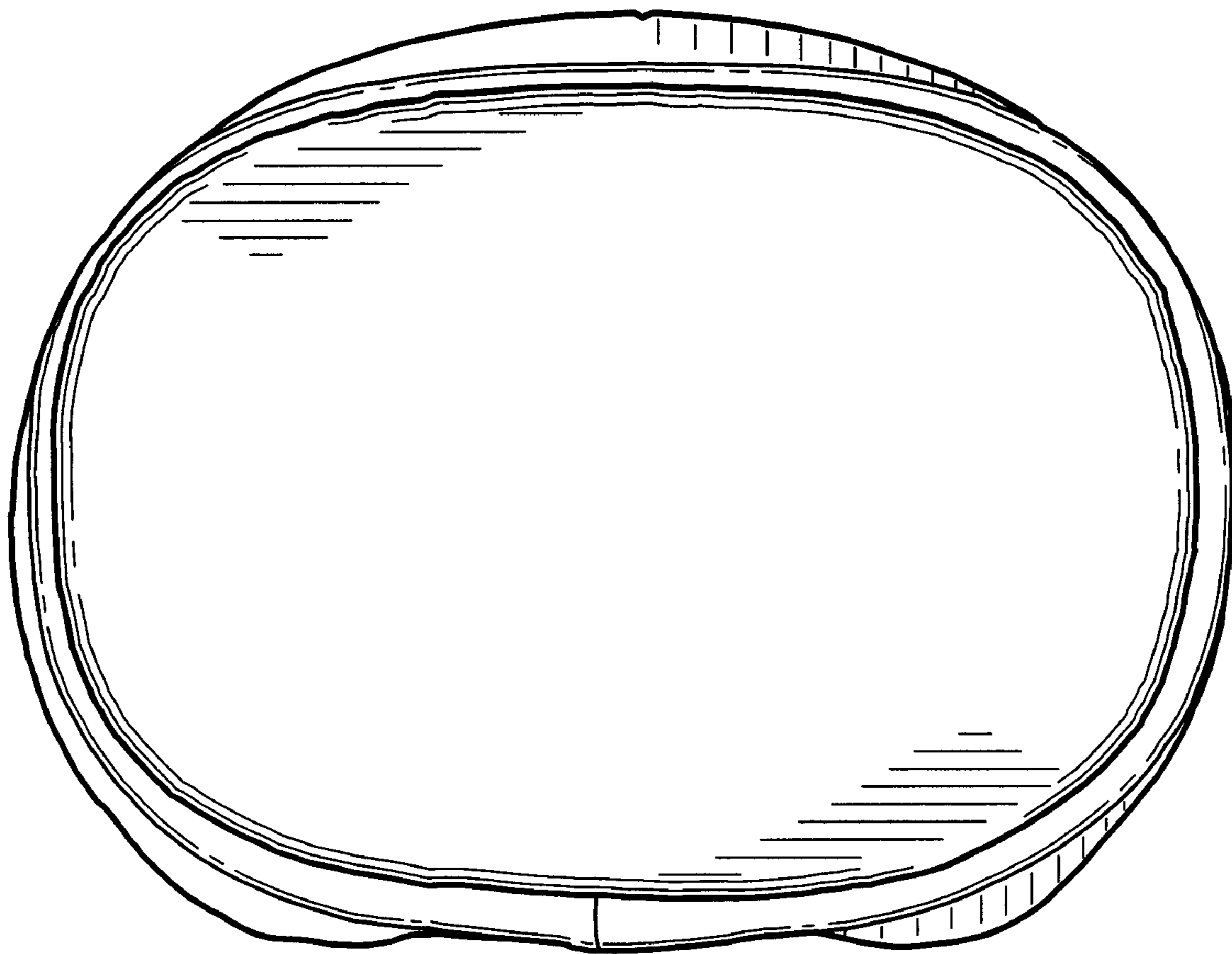


Fig. 9