



US00D535058S

(12) **United States Design Patent**  
**Boutin**

(10) **Patent No.:** **US D535,058 S**  
(45) **Date of Patent:** **\*\* Jan. 9, 2007**

(54) **ALLIGATOR ROPE**  
(75) Inventor: **Christelle Boutin**, Bressuire (FR)  
(73) Assignee: **Wesco Company S.A.**, Cerizay (FR)  
(\*\*) Term: **14 Years**

(21) Appl. No.: **29/234,073**  
(22) Filed: **Jul. 13, 2005**

(30) **Foreign Application Priority Data**  
Jan. 13, 2005 (EP) ..... 000278783-0013  
(51) **LOC (8) Cl.** ..... **29-99**  
(52) **U.S. Cl.** ..... **D29/101.1**  
(58) **Field of Classification Search** ..... D29/100,  
D29/101.1, 101.2, 101.3, 101.4, 101.5, 120.1,  
D29/120.2, 121.1, 121.2, 122; D12/130;  
119/712, 769, 770; 273/453; 54/52; D21/598;  
D30/152, 153  
See application file for complete search history.

(56) **References Cited**  
U.S. PATENT DOCUMENTS  
3,563,208 A \* 2/1971 Nero ..... 119/770  
D272,932 S \* 3/1984 Sassak ..... D21/598  
5,423,292 A \* 6/1995 Hall ..... 119/770  
5,447,121 A \* 9/1995 Spence ..... 119/770  
6,047,665 A \* 4/2000 Deveaux ..... 119/770

6,422,176 B1 \* 7/2002 Tonuzi ..... 119/770  
6,474,270 B1 \* 11/2002 Imes ..... 119/770  
D469,495 S \* 1/2003 Greenberg ..... D21/598  
D491,114 S \* 6/2004 Stephen et al. .... D12/130  
2004/0194733 A1 \* 10/2004 Bremm ..... 119/770

\* cited by examiner

*Primary Examiner*—Gary D. Watson  
*Assistant Examiner*—T. Chase Nelson  
(74) *Attorney, Agent, or Firm*—Horst M. Kasper

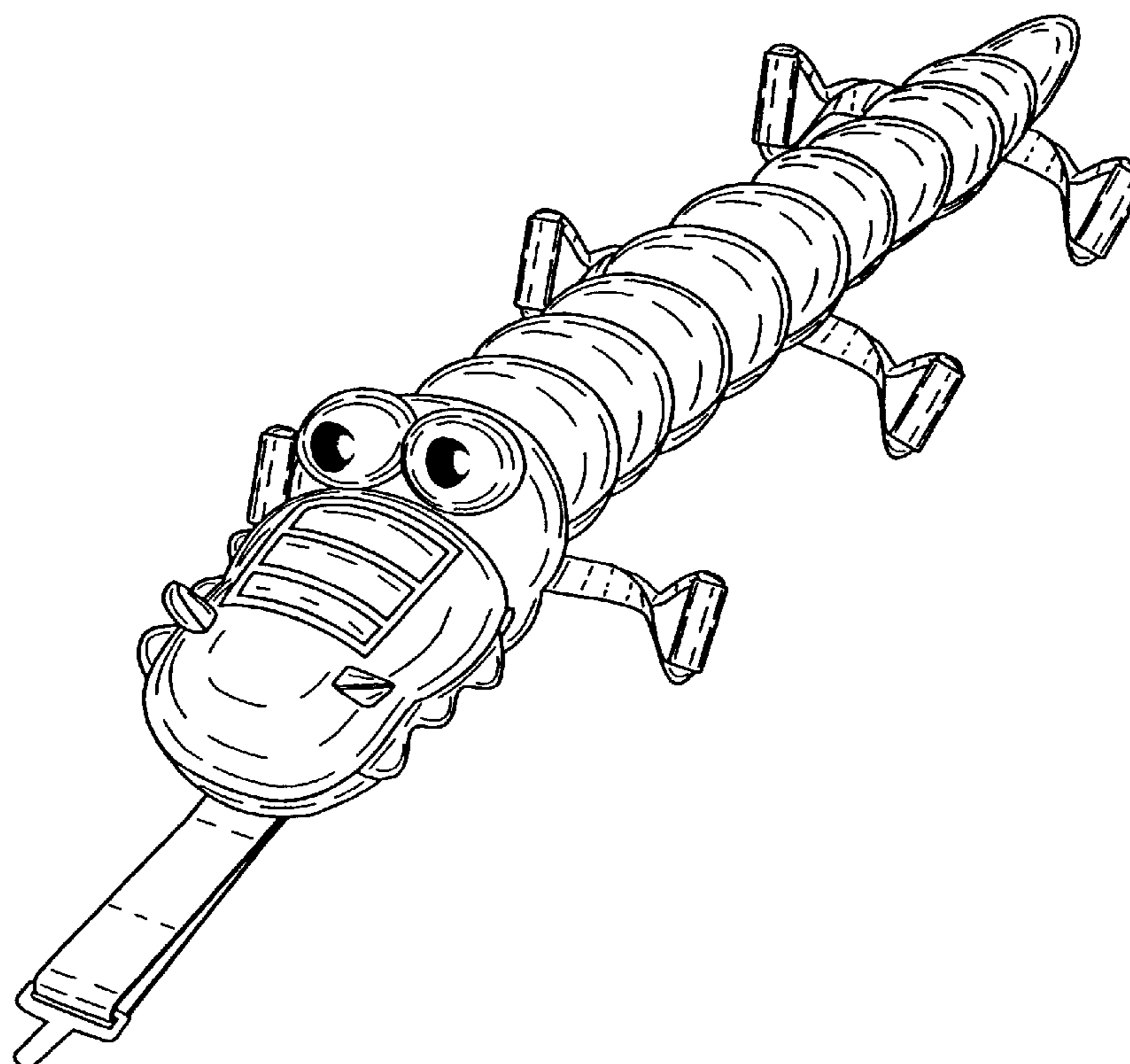
(57) **CLAIM**

The ornamental design for alligator rope, as shown and described.

**DESCRIPTION**

FIG. 1 is a perspective view of alligator rope showing my new design;  
FIG. 2 is a left side elevational view thereof, it being understood that the FIG. 2 through 7 views are shown at a reduced scale from that of FIG. 1;  
FIG. 3 is a right side elevational view thereof;  
FIG. 4 is a bottom view thereof;  
FIG. 5 is a front elevational view thereof;  
FIG. 6 is a rear elevational view thereof; and,  
FIG. 7 is a top plan view thereof.  
The claimed alligator rope is used by teachers to keep the children grouped when going for a walk.

**1 Claim, 2 Drawing Sheets**



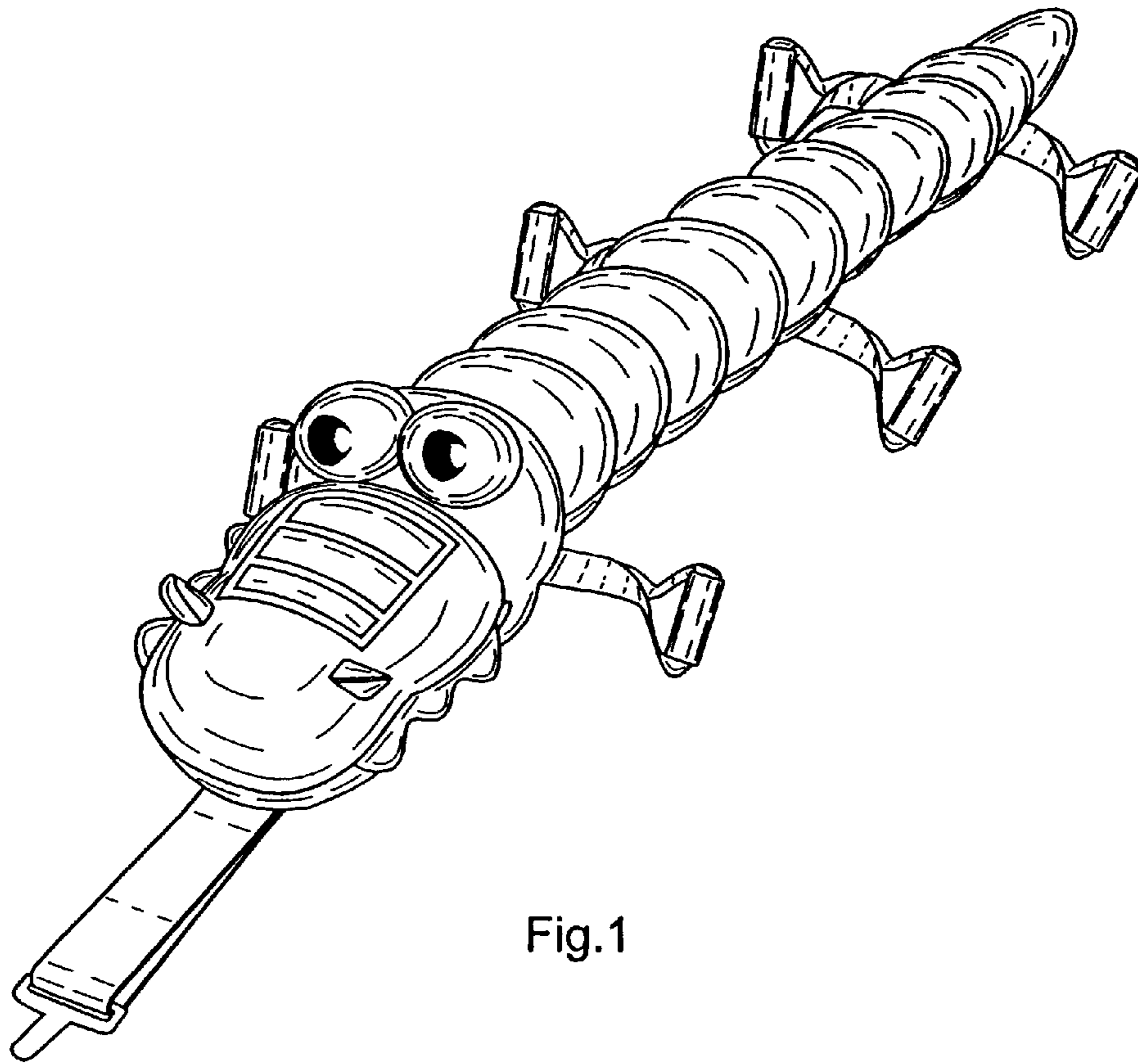


Fig.1

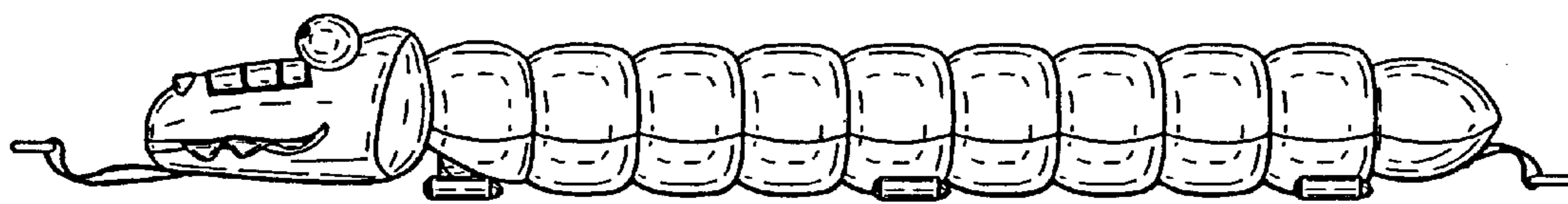


Fig.2



Fig.3

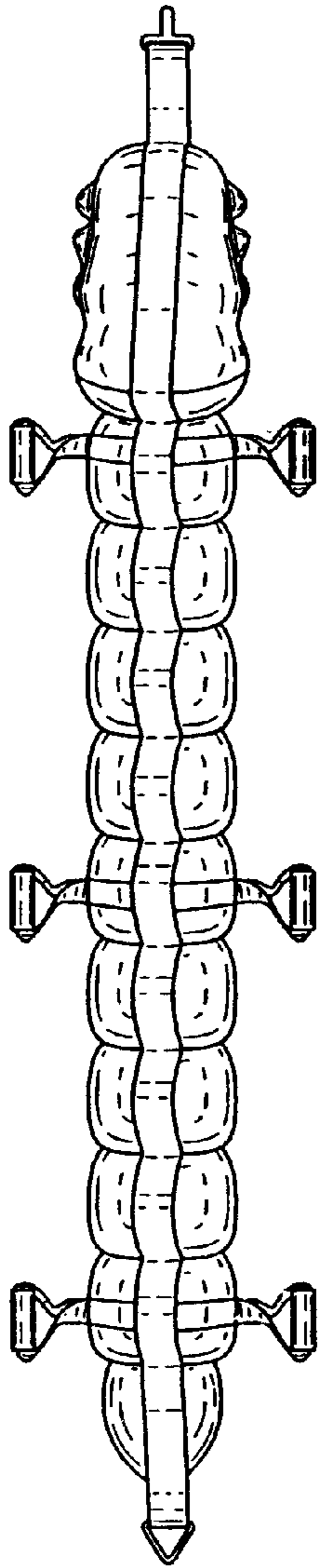


Fig.4




Fig.7



Fig.5




Fig.6