

US00D535056S

(12) **United States Design Patent**  
**Wonderley et al.**

(10) **Patent No.:** **US D535,056 S**

(45) **Date of Patent:** **\*\* Jan. 9, 2007**

(54) **RAZOR CARTRIDGE WITH INTERCONNECT AND HANDLE**

(75) Inventors: **Jeffrey W. Wonderley**, Fort Defiance, VA (US); **Frank Prochaska**, Waynesboro, VA (US); **Stuart Serjent**, London (GB)

(73) Assignee: **American Safety Razor Company**, Verona, VA (US)

(\*\*) Term: **14 Years**

(21) Appl. No.: **29/225,811**

(22) Filed: **Mar. 22, 2005**

(51) **LOC (8) Cl.** ..... **28-03**

(52) **U.S. Cl.** ..... **D28/46**

(58) **Field of Classification Search** ..... D28/44,  
D28/44.1, 45-48; 30/32, 34.05, 34.1, 34.2,  
30/40-41, 41.5-41.8, 44-51, 57, 526, 527,  
30/530-533

See application file for complete search history.

(56) **References Cited**

**U.S. PATENT DOCUMENTS**

- D403,114 S \* 12/1998 Shurtleff ..... D28/48
- D406,393 S \* 3/1999 Gray ..... D28/48
- 6,029,354 A \* 2/2000 Apprille et al. .... 30/47
- D475,484 S \* 6/2003 Wonderley ..... D28/48
- D500,173 S \* 12/2004 Wakayama ..... D28/48

D509,321 S \* 9/2005 Gray ..... D28/46  
2004/0103545 A1 \* 6/2004 Dansreau ..... 30/526

\* cited by examiner

*Primary Examiner*—Jennifer Rivard  
(74) *Attorney, Agent, or Firm*—McDermott Will & Emery LLP

(57) **CLAIM**

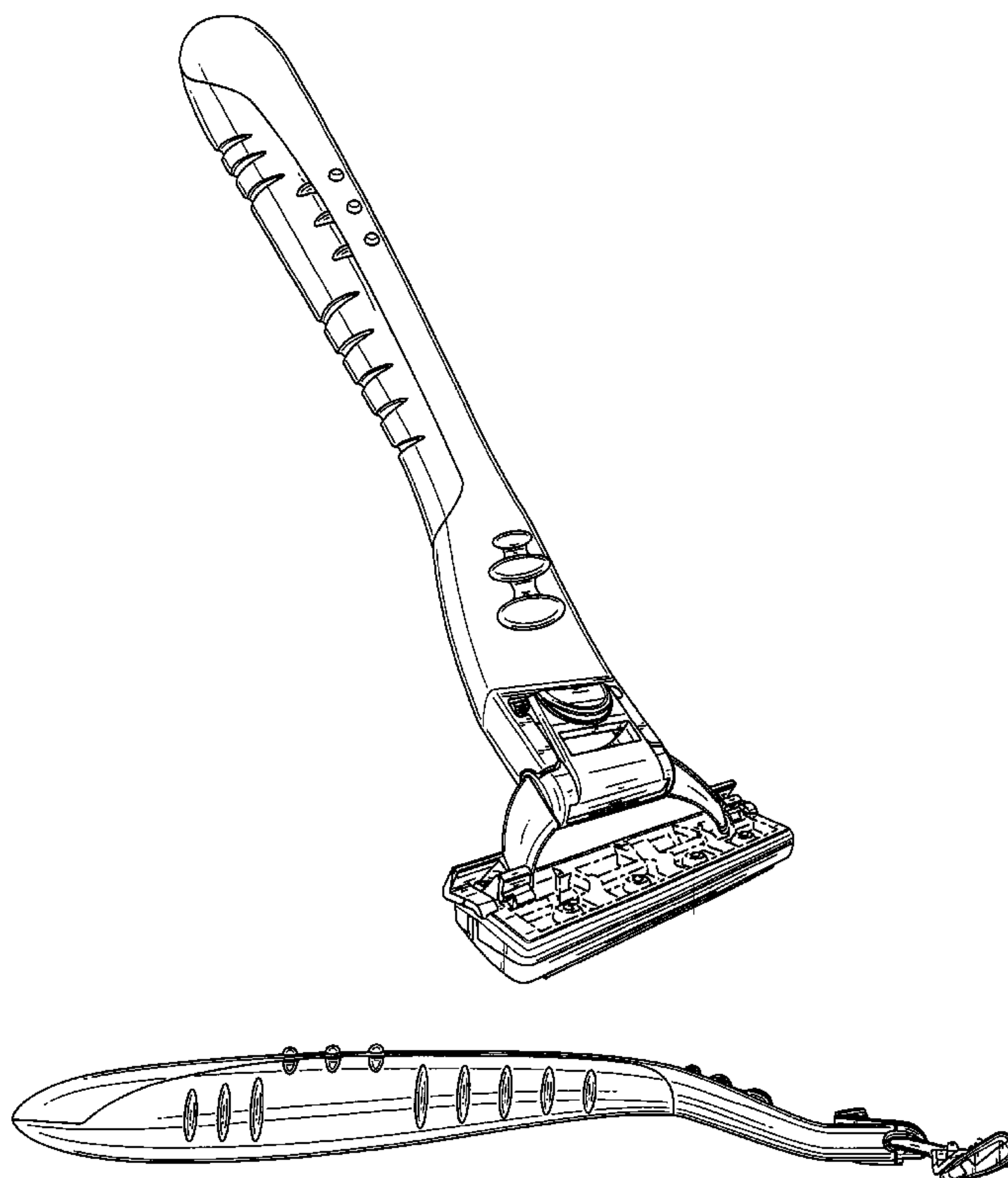
The ornamental design for a razor cartridge with interconnect and handle, substantially as shown and described.

**DESCRIPTION**

FIG. 1 is a front perspective view of the razor cartridge with interconnect and handle showing the new design;  
 FIG. 2 is a front view of the razor cartridge with interconnect and handle;  
 FIG. 3 is a rear view of the razor cartridge with interconnect and handle;  
 FIG. 4 is a side view of the razor cartridge with interconnect and handle;  
 FIG. 5 is another side view of the razor cartridge with interconnect and handle;  
 FIG. 6 is a top view of the razor cartridge with interconnect and handle; and,  
 FIG. 7 is a bottom view of the razor cartridge with interconnect and handle.

The portions shown with broken lines are for illustrative purposes only and form no part of the claimed design.

**1 Claim, 6 Drawing Sheets**



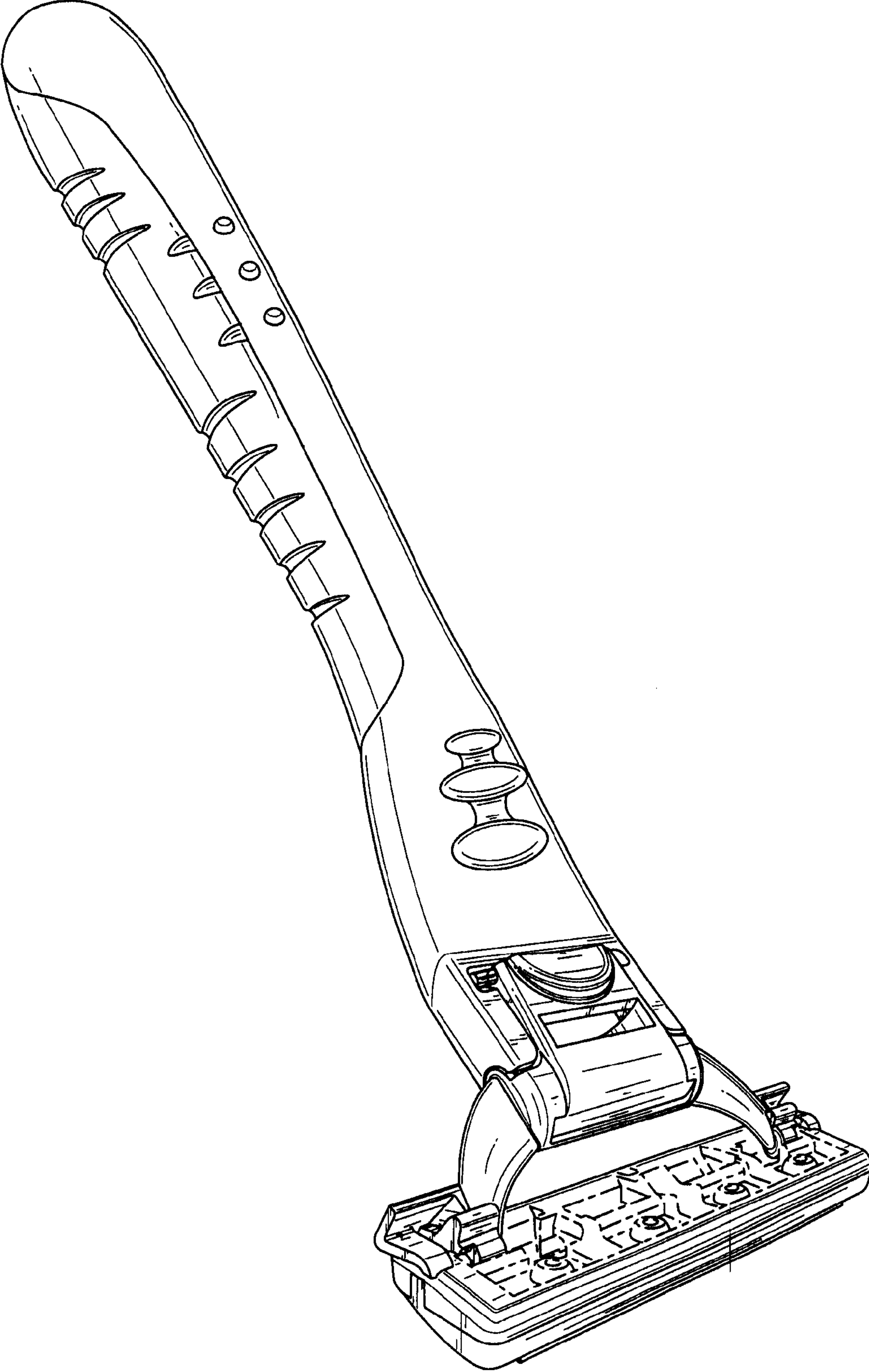


FIG. 1




FIG. 2

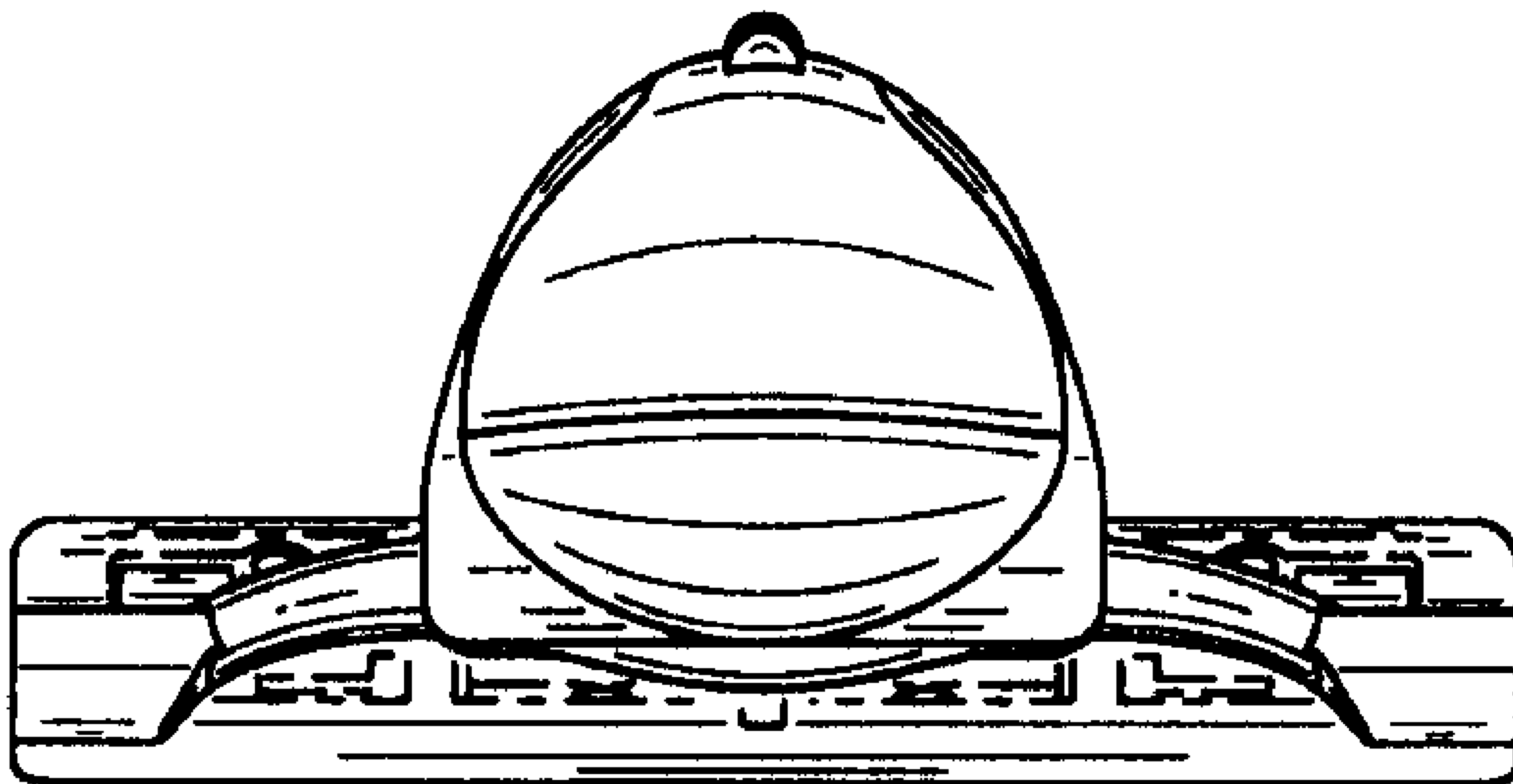


FIG. 3

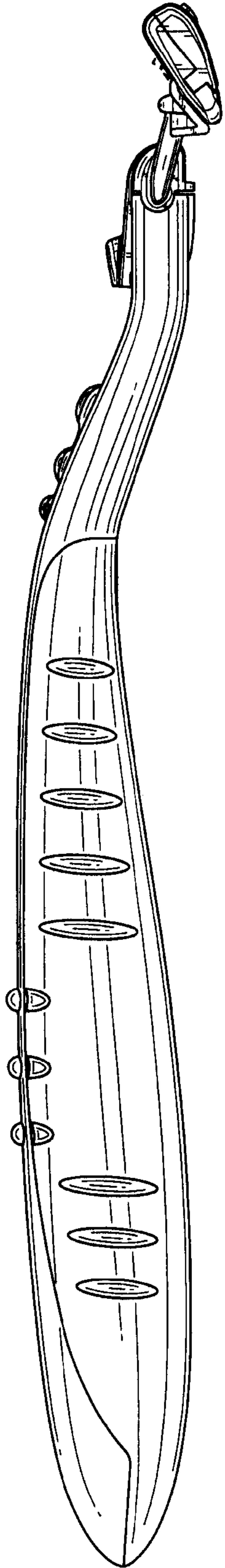


FIG. 4

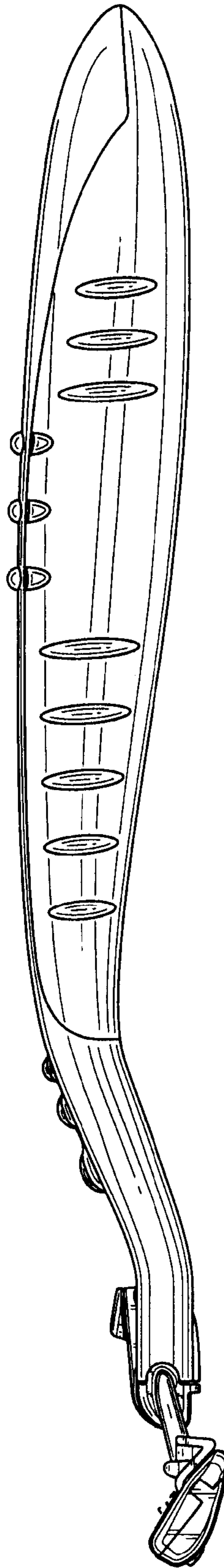


FIG. 5

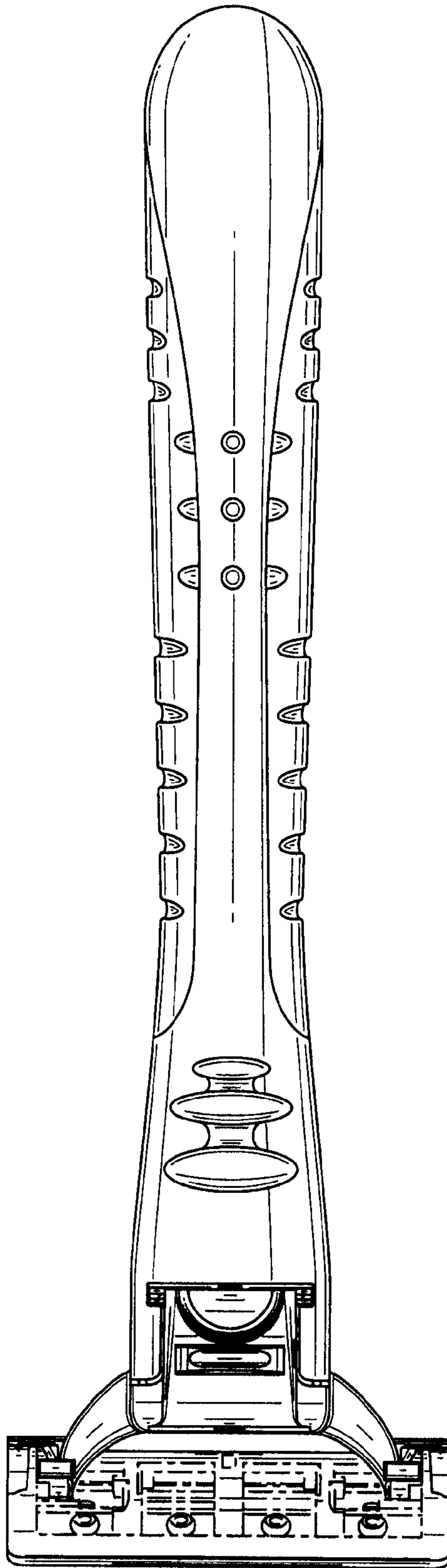


FIG. 6



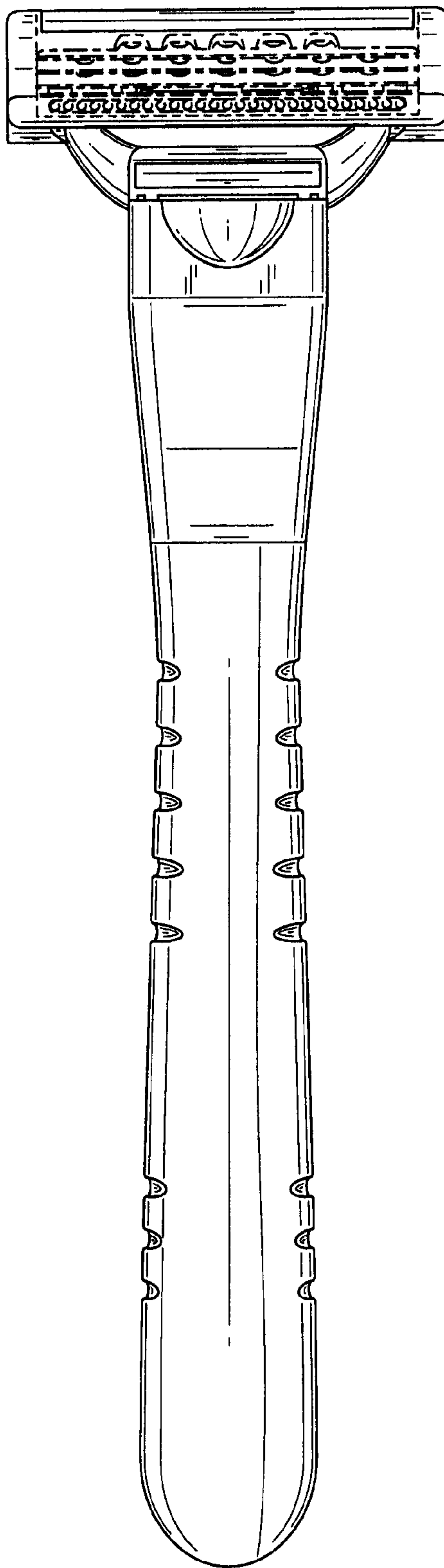


FIG. 7