



US00D535049S

(12) **United States Design Patent**
Yuan

(10) **Patent No.:** **US D535,049 S**
(45) **Date of Patent:** **** Jan. 9, 2007**

(54) **CHANDELIER**

(76) Inventor: **Ai Hui Yuan**, Room #1309, Winner Way Hotel, Donggman City, Guang Dong Pro. (CN)

(**) Term: **14 Years**

(21) Appl. No.: **29/240,530**

(22) Filed: **Oct. 13, 2005**

(51) **LOC (8) Cl.** **26-03**

(52) **U.S. Cl.** **D26/84; D26/81**

(58) **Field of Classification Search** D26/80-92;
362/147, 404-406
See application file for complete search history.

(56) **References Cited**

U.S. PATENT DOCUMENTS

D50,163 S	*	1/1917	Barrows et al.	D26/81
D73,898 S	*	11/1927	Chapman	D26/81
D352,796 S	*	11/1994	Segill et al.	D26/81
D432,698 S	*	10/2000	Hsieh	D26/84
D459,518 S	*	6/2002	Dolan	D26/81
D488,578 S	*	4/2004	O'Tierney	D26/81
D521,175 S	*	5/2006	Dolan	D26/81

OTHER PUBLICATIONS

Kichler Cleveland, OH Cat. 2004, p. 7 Model 2064 LZ.
Troy Lighting City of Industry Cat. 2000 p. 43 Model FS8084 RG.
Maxim City of Industry Jan. 2004, p. 31 Model 2876 BLFS.
Kenroy Jacksonville, FL Cat. 2004/2005, p. 44 Model 90929 MA.

* cited by examiner

Primary Examiner—Clare E Heflin


(57) **CLAIM**

The ornamental design for a chandelier, as shown and described.

DESCRIPTION

FIG. 1 is a perspective view thereof;
FIG. 2 is a front elevational view thereof;
FIG. 3 is a right side view, the left side view being a mirror image;
FIG. 4 is a back view thereof;
FIG. 5 is a top view thereof; and,
FIG. 6 is a bottom view thereof.
The broken line showig of environmental structure in FIGS. 1-5 is for illustrative purposes only and forms no part of the claimed design.

1 Claim, 6 Drawing Sheets






FIG. 1




FIG. 2




FIG. 3




FIG. 4

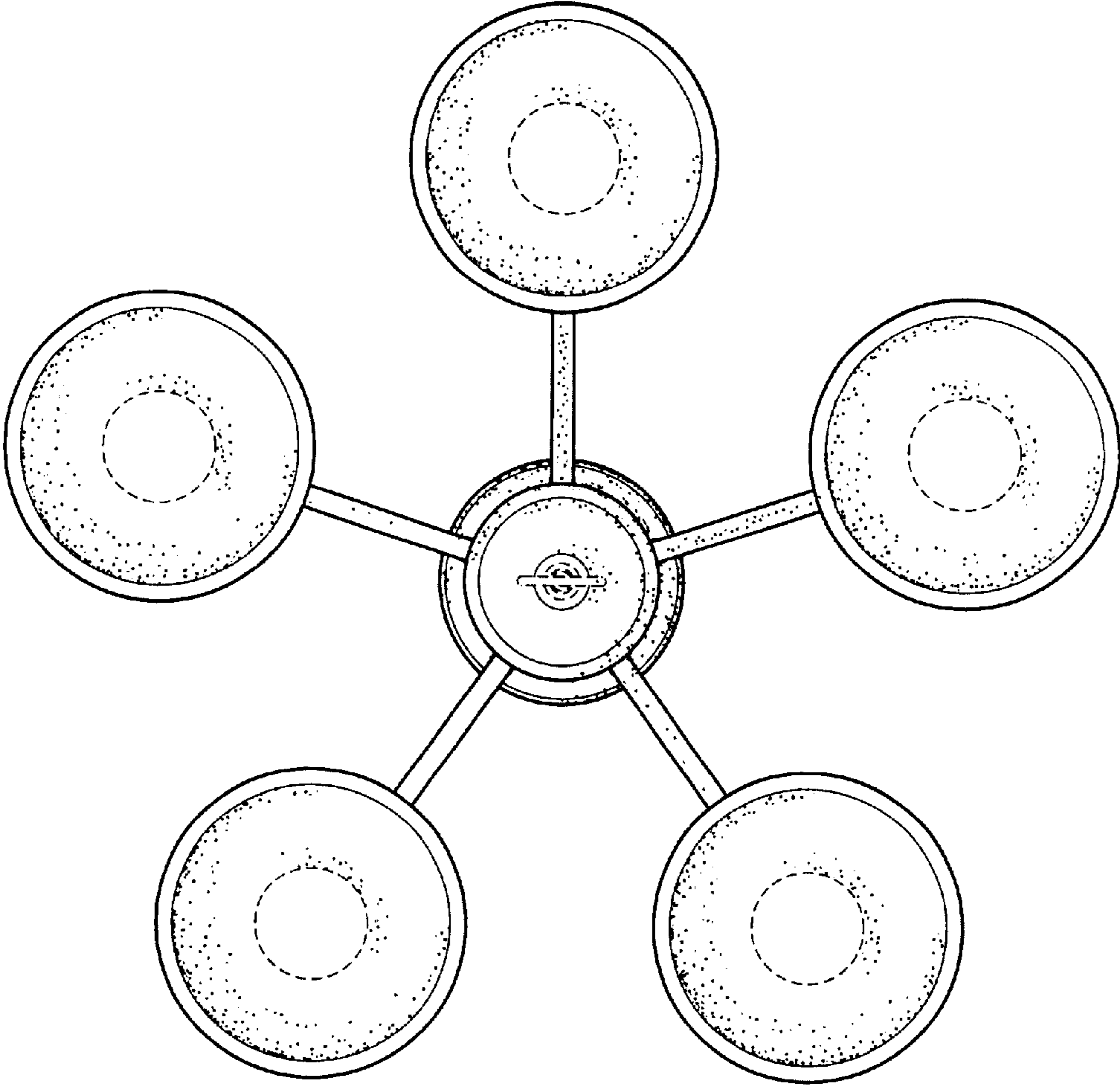


FIG. 5

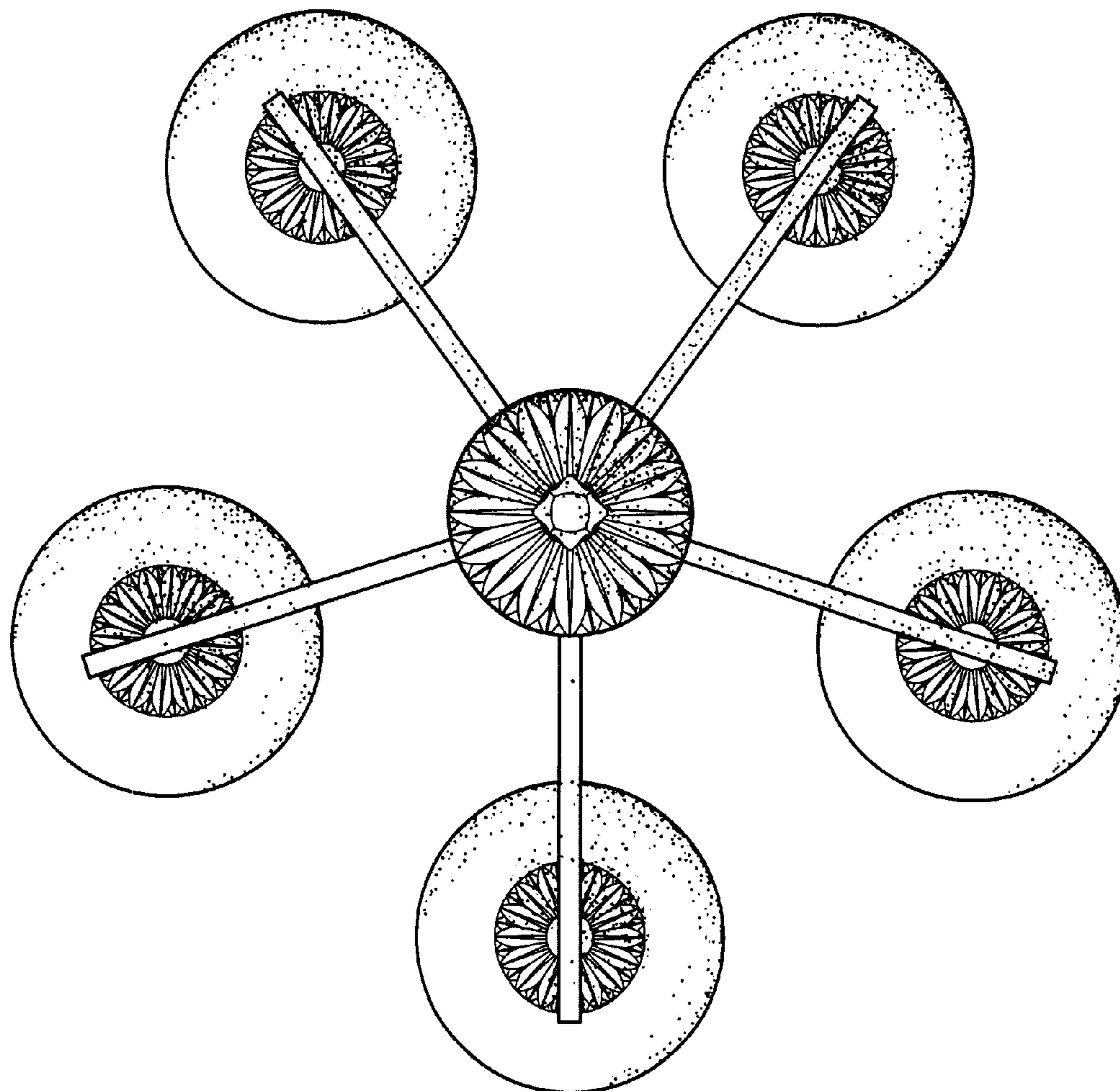


FIG. 6