



US00D535044S

(12) **United States Design Patent**
Branstetter et al.

(10) **Patent No.:** **US D535,044 S**

(45) **Date of Patent:** **** Jan. 9, 2007**

(54) **OVAL SIDEMARKER LAMP**

D499,198 S 11/2004 Cowan et al.
D524,463 S * 7/2006 Branstetter et al. D26/28
D524,464 S * 7/2006 Branstetter et al. D26/28

(75) Inventors: **Cary D. Branstetter**, Madison, IN
(US); **Newel Lloyd Stephens**, Madison,
IN (US)

* cited by examiner

(73) Assignee: **Grote Industries, Inc.**, Madison, IN
(US)

Primary Examiner—Marcus A. Jackson
(74) *Attorney, Agent, or Firm*—Woodard, Emhardt,
Moriarty, McNett & Henry LLP

(**) Term: **14 Years**

(57) **CLAIM**

(21) Appl. No.: **29/241,729**

The ornamental design for a oval sidemarker lamp, as shown
and described.

(22) Filed: **Oct. 31, 2005**

DESCRIPTION

(51) **LOC (8) Cl.** **26-06**

(52) **U.S. Cl.** **D26/28**

(58) **Field of Classification Search** D26/28-36;
362/459-468, 475-478, 485-487
See application file for complete search history.

FIG. 1 is a perspective plan view of a first embodiment of
our new oval sidemarker lamp design.

FIG. 2 is a top plan view of a first embodiment of our new
oval sidemarker lamp design.

FIG. 3 is a first side elevational view of a first embodiment
of our new oval sidemarker lamp design.

FIG. 4 is a second side elevational view of a first embodi-
ment of our new oval sidemarker lamp design.

FIG. 5 is a bottom plan view of a first embodiment of our
new oval sidemarker lamp design.

FIG. 6 is a first end elevational view of a first embodiment
of our new oval sidemarker lamp design; and,

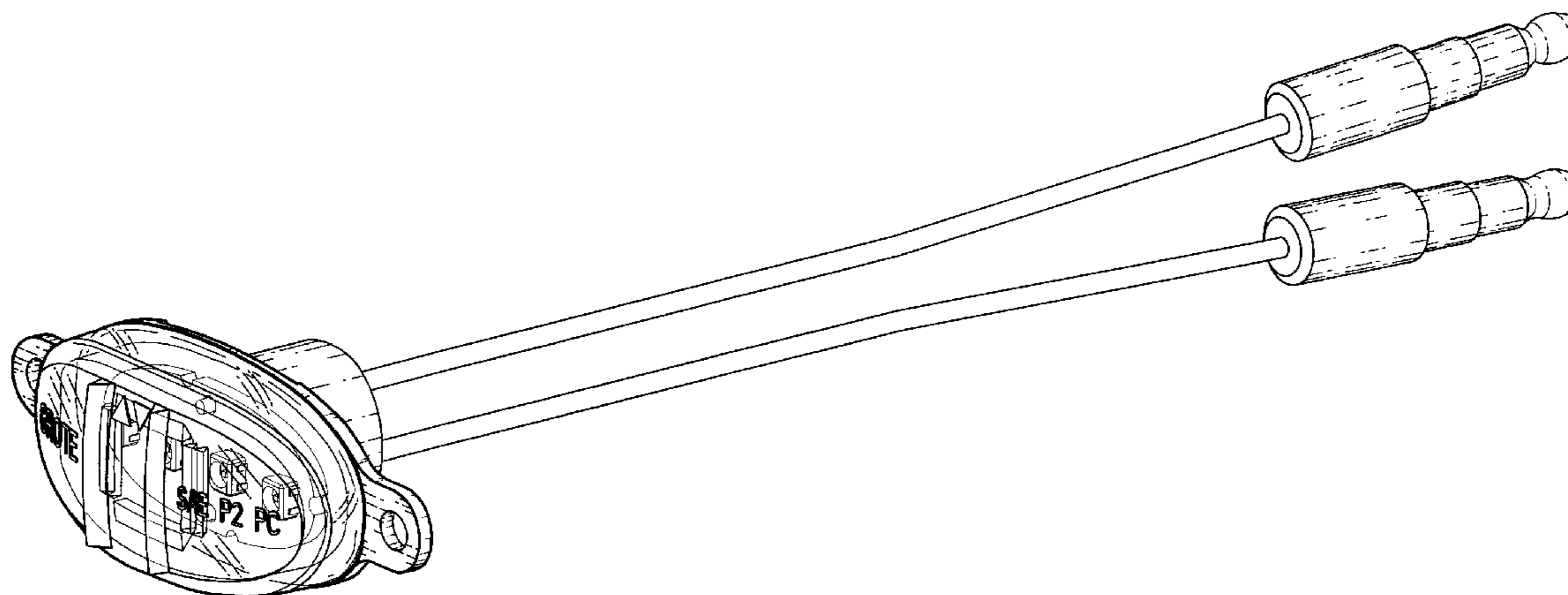
FIG. 7 is a second end elevational view of a first embodi-
ment of our new oval sidemarker lamp design.

(56) **References Cited**

U.S. PATENT DOCUMENTS

D349,517 S	8/1994	Neff
D420,302 S	2/2000	Barnhart
D437,650 S	2/2001	Moore
D442,304 S	5/2001	Huang
D447,826 S	9/2001	Kang
D463,050 S	9/2002	Zwisler
D489,466 S	5/2004	Dohogne et al.
D492,047 S	6/2004	Dohogne et al.
D498,549 S	11/2004	Campagna

1 Claim, 4 Drawing Sheets



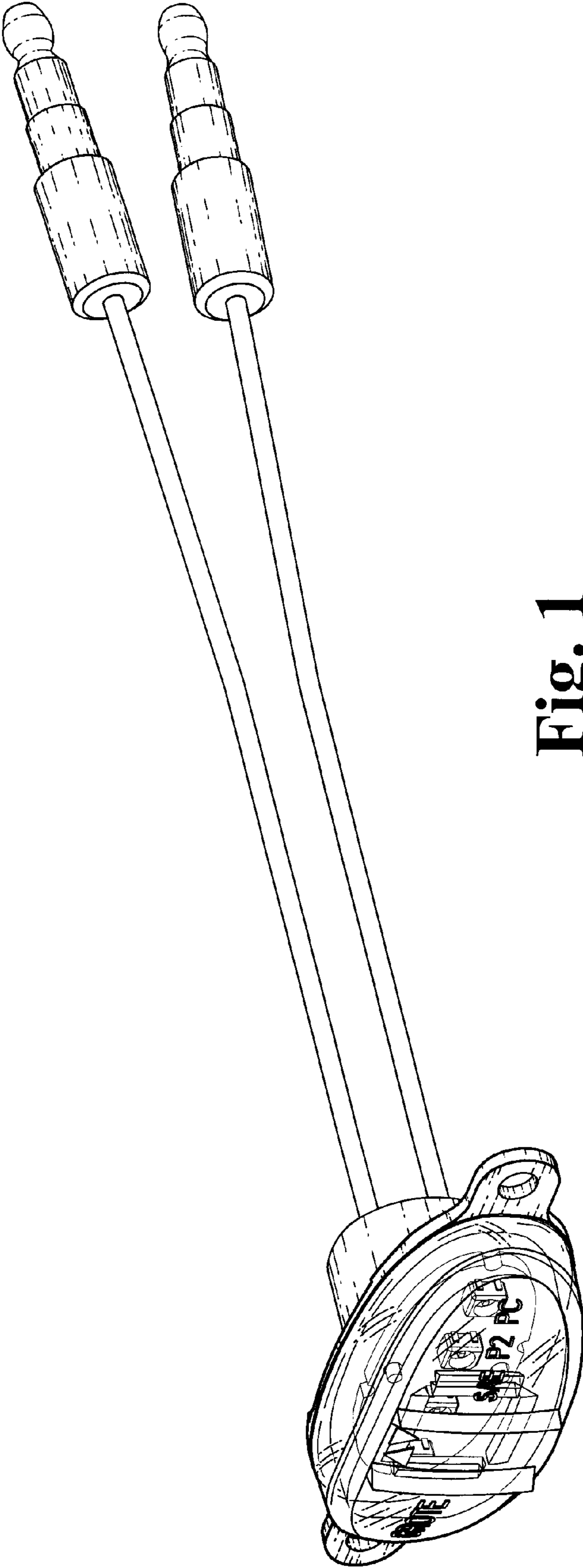


Fig. 1

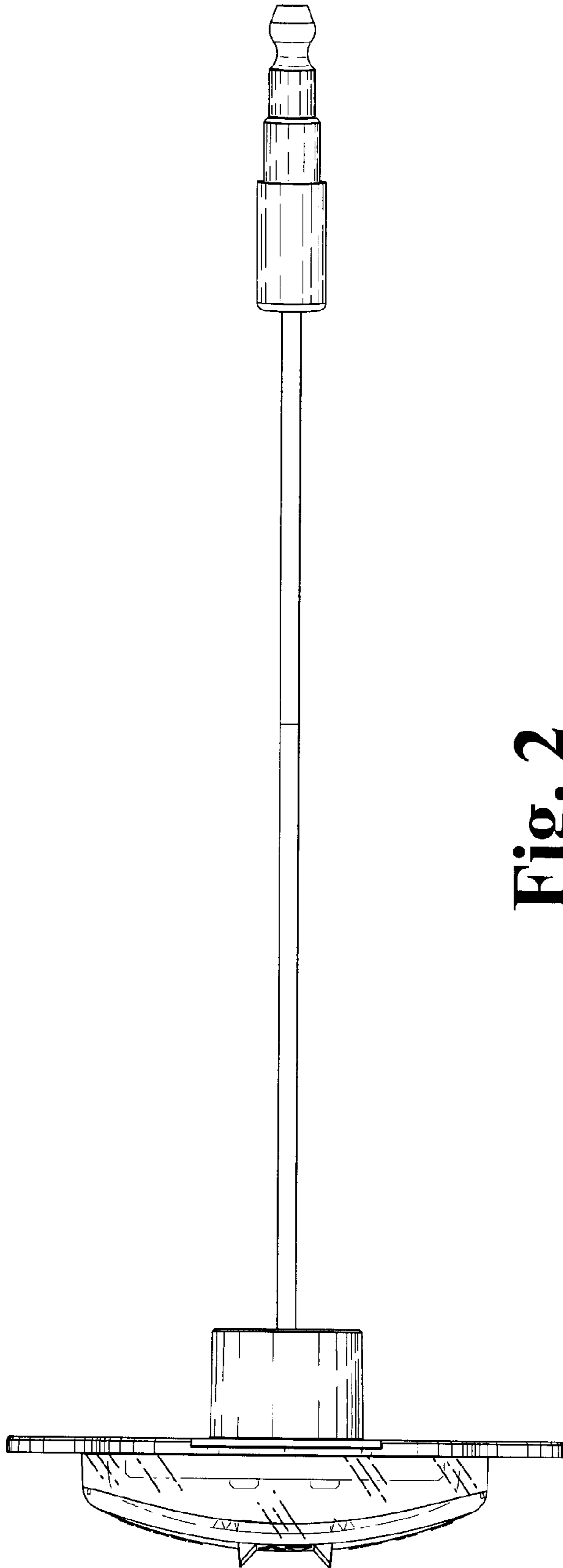


Fig. 2

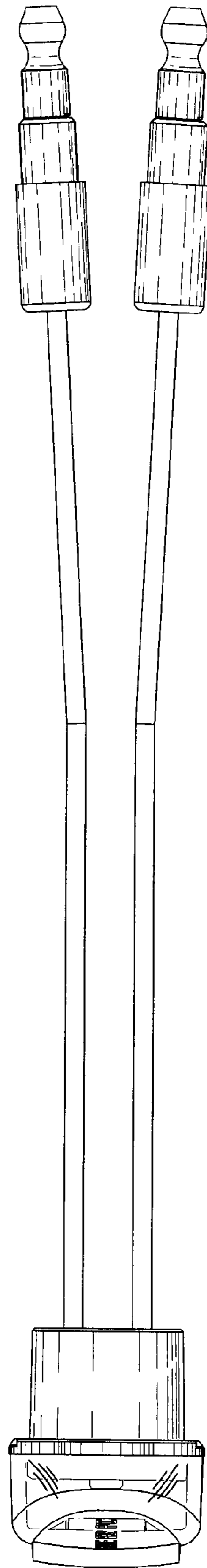


Fig. 3

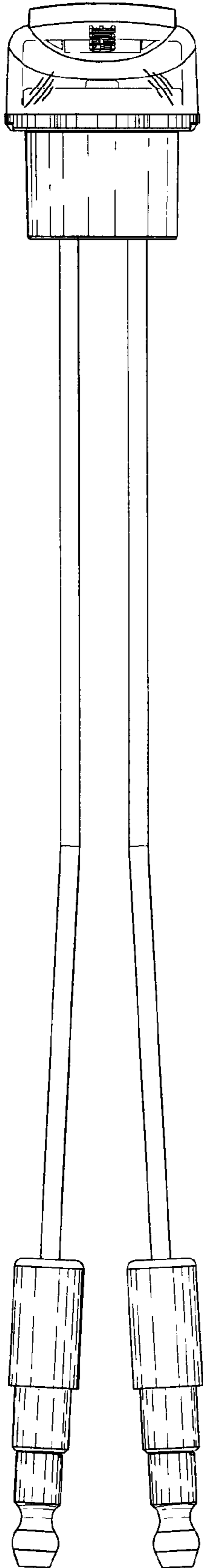


Fig. 4

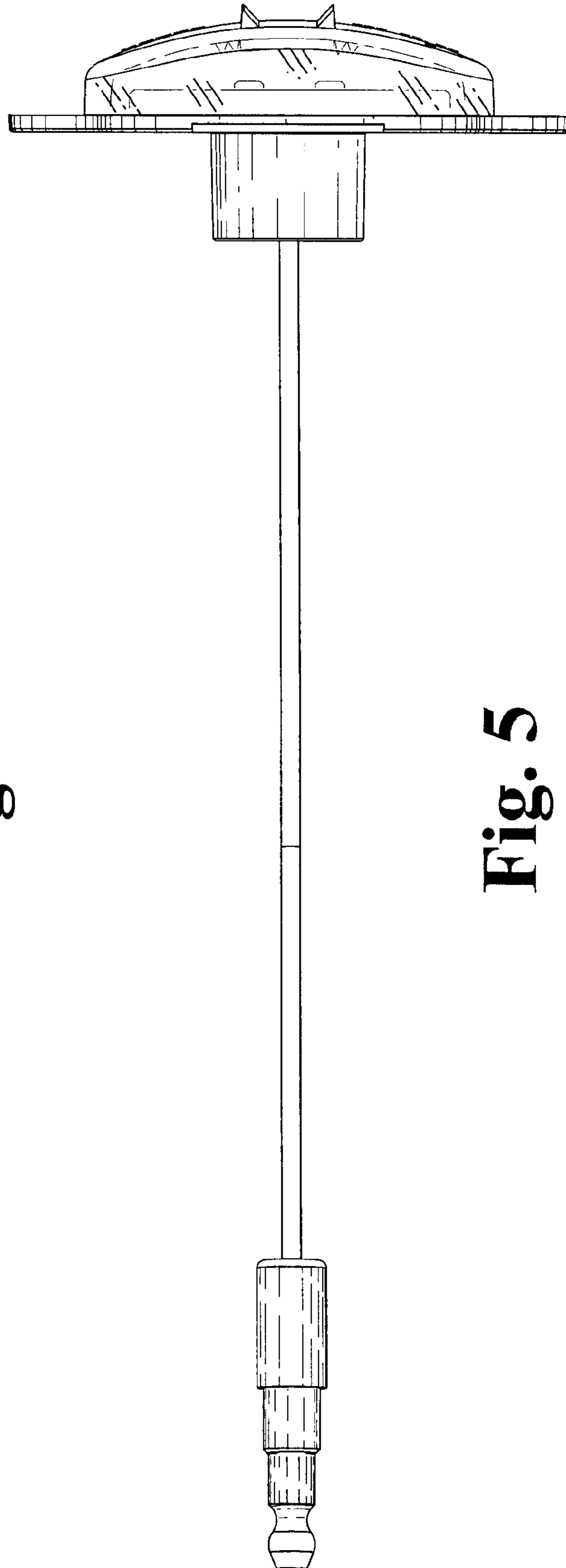


Fig. 5




Fig. 6

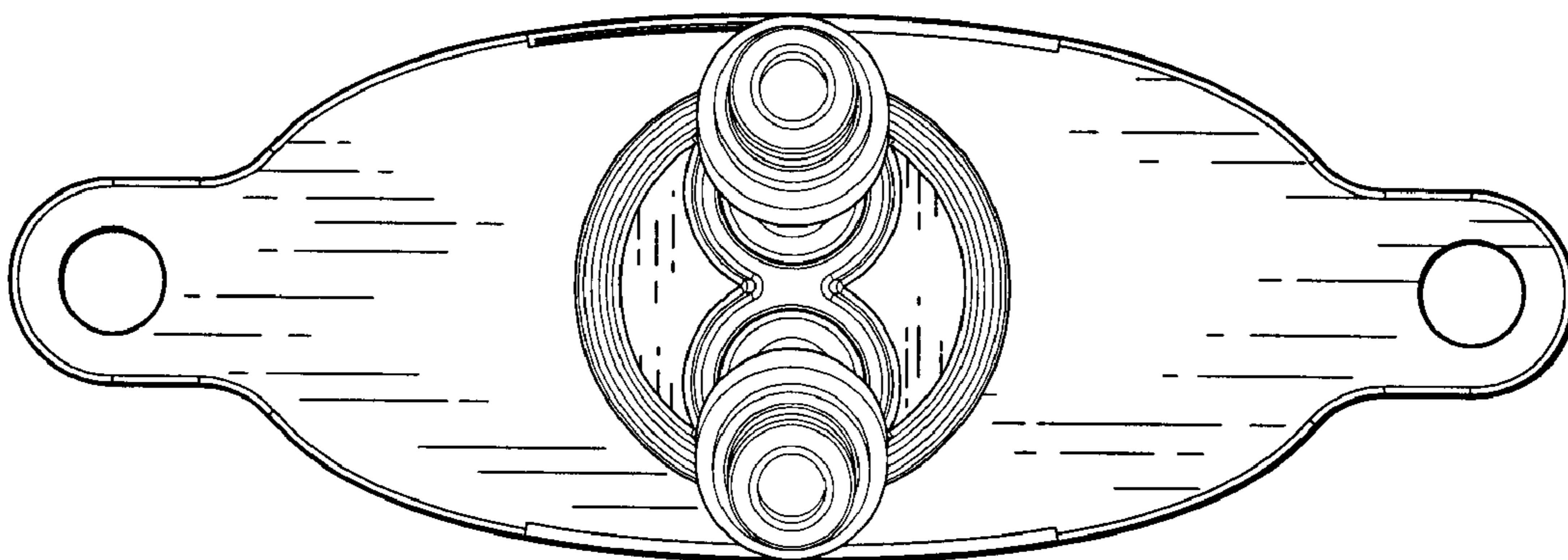


Fig. 7