



US00D535043S

(12) **United States Design Patent** (10) **Patent No.:** **US D535,043 S**
Otsubo et al. (45) **Date of Patent:** **** Jan. 9, 2007**

(54) **FRONT COMBINATION LAMP FOR AUTOMOBILE**

Brochure of PRIUS, 2004, (2 pages), Mfg.: Toyota Jidosha Kabushiki Kaisha.

(75) Inventors: **Issei Otsubo**, Toyota (JP); **Shinichi Nakamura**, Kariya (JP)

* cited by examiner

(73) Assignee: **Toyota Jidosha Kabushiki Kaisha**, Aichi-ken (JP)

Primary Examiner—Marcus A. Jackson
(74) *Attorney, Agent, or Firm*—Finnegan, Henderson, Farabow, Garrett & Dunner, L.L.P.

(**) Term: **14 Years**

(57) **CLAIM**

(21) Appl. No.: **29/241,330**

The ornamental design for a front combination lamp for automobile, as shown and described.

(22) Filed: **Oct. 27, 2005**

DESCRIPTION

(51) **LOC (8) Cl.** **26-06**

(52) **U.S. Cl.** **D26/28**

(58) **Field of Classification Search** D26/28-36;
362/459-468, 475-478, 485-487
See application file for complete search history.

FIG. 1 is a perspective view of a front combination lamp for automobile of our new design;

FIG. 2 is a front view thereof;

FIG. 3 is a rear view thereof;

FIG. 4 is a top plan view thereof;

FIG. 5 is a bottom view thereof;

FIG. 6 is a left-side view thereof; and,

FIG. 7 is a right-side view thereof.

(56) **References Cited**

U.S. PATENT DOCUMENTS


D502,560 S	*	3/2005	Kushima	D26/28
D507,363 S	*	7/2005	Lai	D26/28
D514,240 S	*	1/2006	Hirose	D26/28
D526,073 S	*	8/2006	Hagino	D26/28

The design depicted herein is a combination lamp for the right side of a vehicle, but “right” and “left” as used herein refer to the orientation of the lamp in the above figures, not as the lamp is oriented in the vehicle. The design includes the mirror image of the embodiment depicted.

OTHER PUBLICATIONS

Brochure of Ford Fiesta, Nov. 2003; Mfg. Ford Japan Limited.
Brochure of Nissan Fairladyz, Dec. 2004; Mfg. Nissan Motor Co., Ltd.

1 Claim, 3 Drawing Sheets






FIG. 1

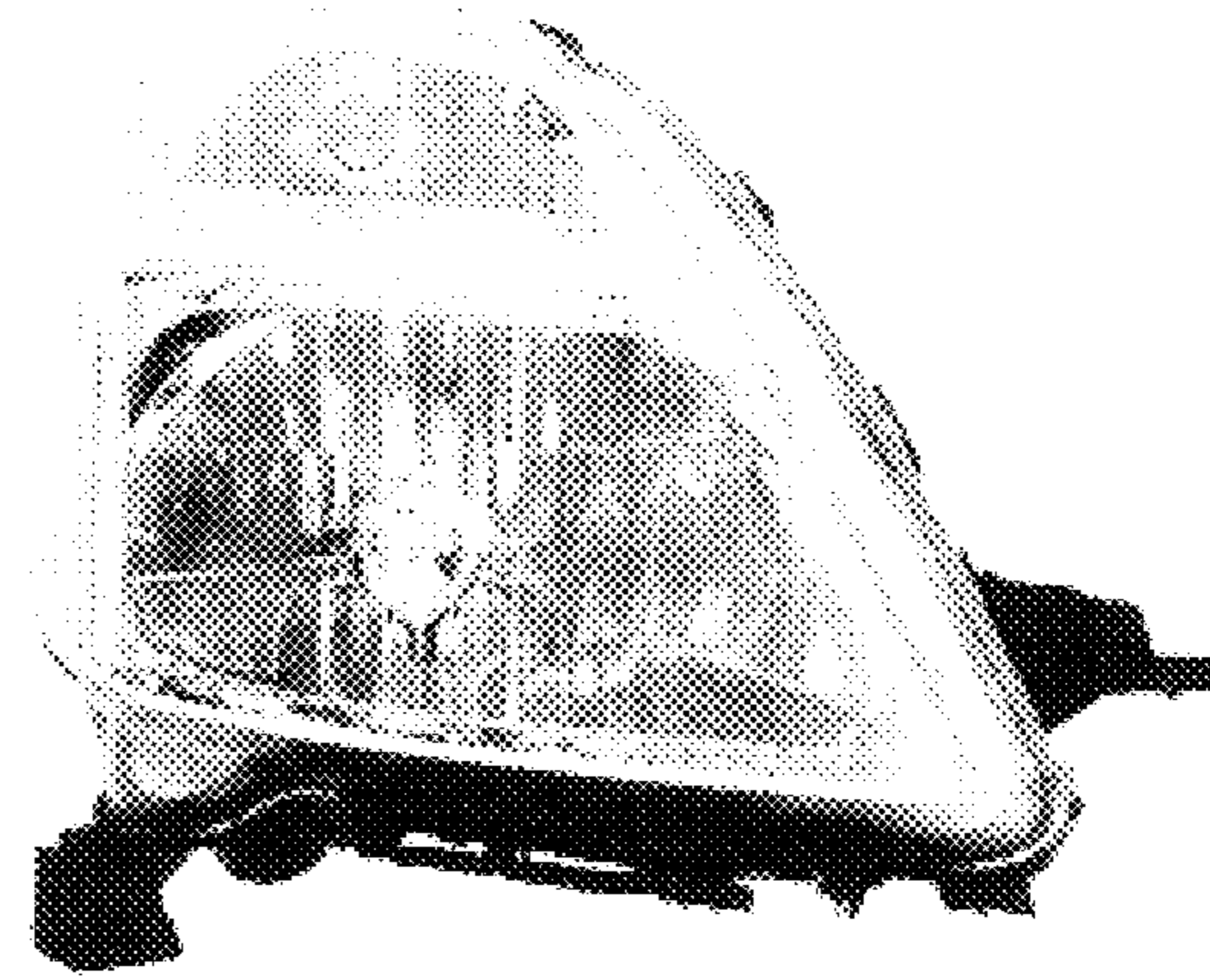


FIG. 2




FIG. 3




FIG. 4




FIG. 5




FIG. 6




FIG. 7