



US00D535032S

(12) **United States Design Patent**
Bendjy

(10) **Patent No.:** **US D535,032 S**

(45) **Date of Patent:** **** Jan. 9, 2007**

(54) **UNDERARM PERSPIRATION-ABSORBING PATCH**

(76) Inventor: **Jason A. Bendjy**, 195 Ave. B.,
Ronkonkoma, NY (US) 11779

(**) Term: **14 Years**

(21) Appl. No.: **29/215,360**

(22) Filed: **Oct. 18, 2004**

(51) **LOC (8) Cl.** **24-04**

(52) **U.S. Cl.** **D24/189**

(58) **Field of Classification Search** D24/189;
602/41-43, 394, 395, 382, 384, 386, 55,
602/58-59

See application file for complete search history.

(56) **References Cited**

U.S. PATENT DOCUMENTS

- 4,485,809 A * 12/1984 Dellas 602/57
- 5,038,409 A 8/1991 Nager et al.
- 5,042,088 A 8/1991 Sherrod et al.
- D339,889 S * 9/1993 Kessler et al. D32/40
- 5,244,457 A * 9/1993 Karami et al. 602/55

- 5,356,372 A * 10/1994 Donovan et al. 602/58
- 5,749,842 A * 5/1998 Cheong et al. 602/41
- 5,884,330 A 3/1999 Erlich
- 6,138,276 A 10/2000 Ascitutto et al.
- D442,353 S 5/2001 Macias
- 6,269,486 B1 8/2001 Nager et al.
- 6,660,901 B1 * 12/2003 Church 602/41
- D515,701 S * 2/2006 Horhota et al. D24/189

* cited by examiner

Primary Examiner—Louis S. Zarfaz

Assistant Examiner—Daniel Yu

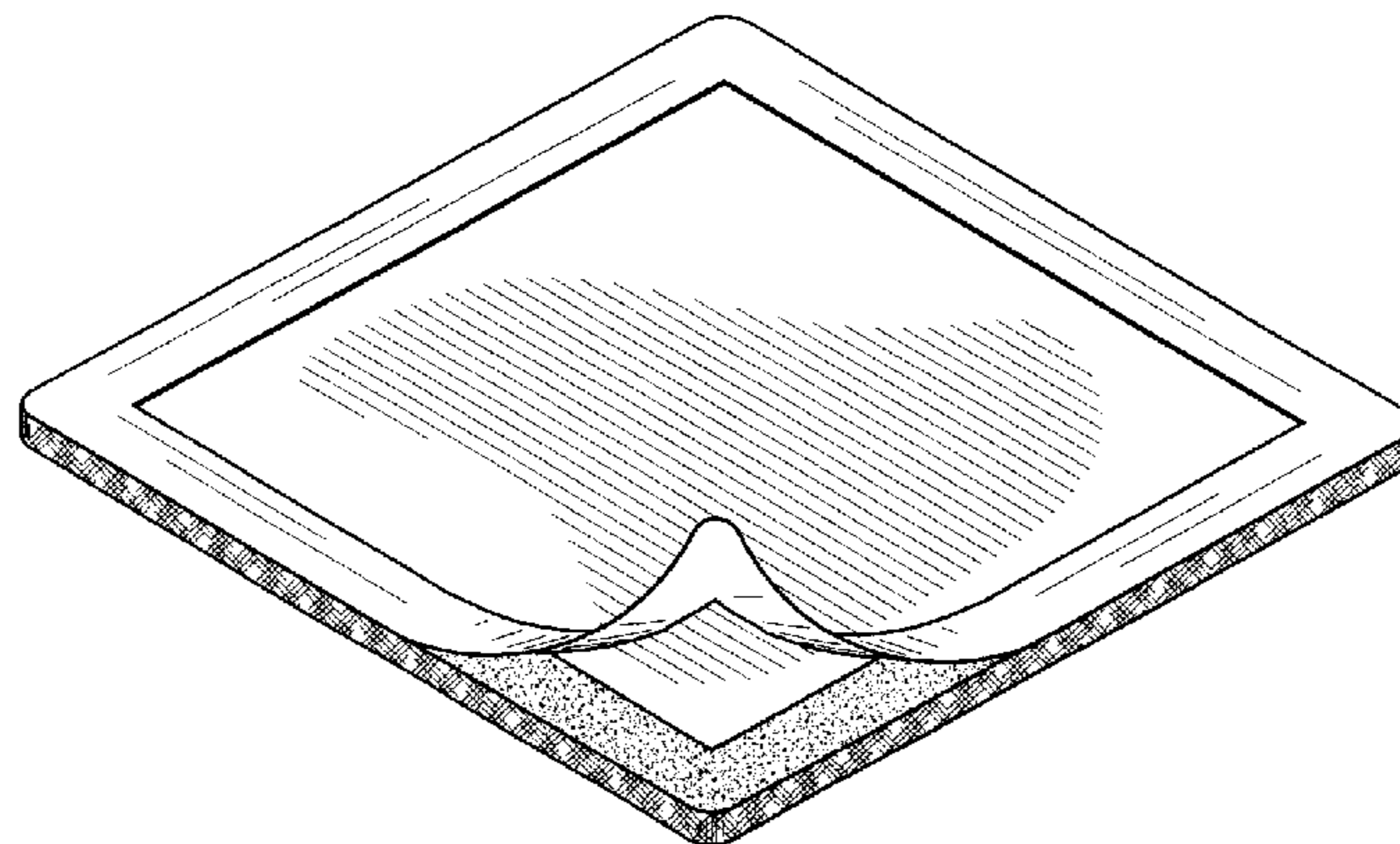
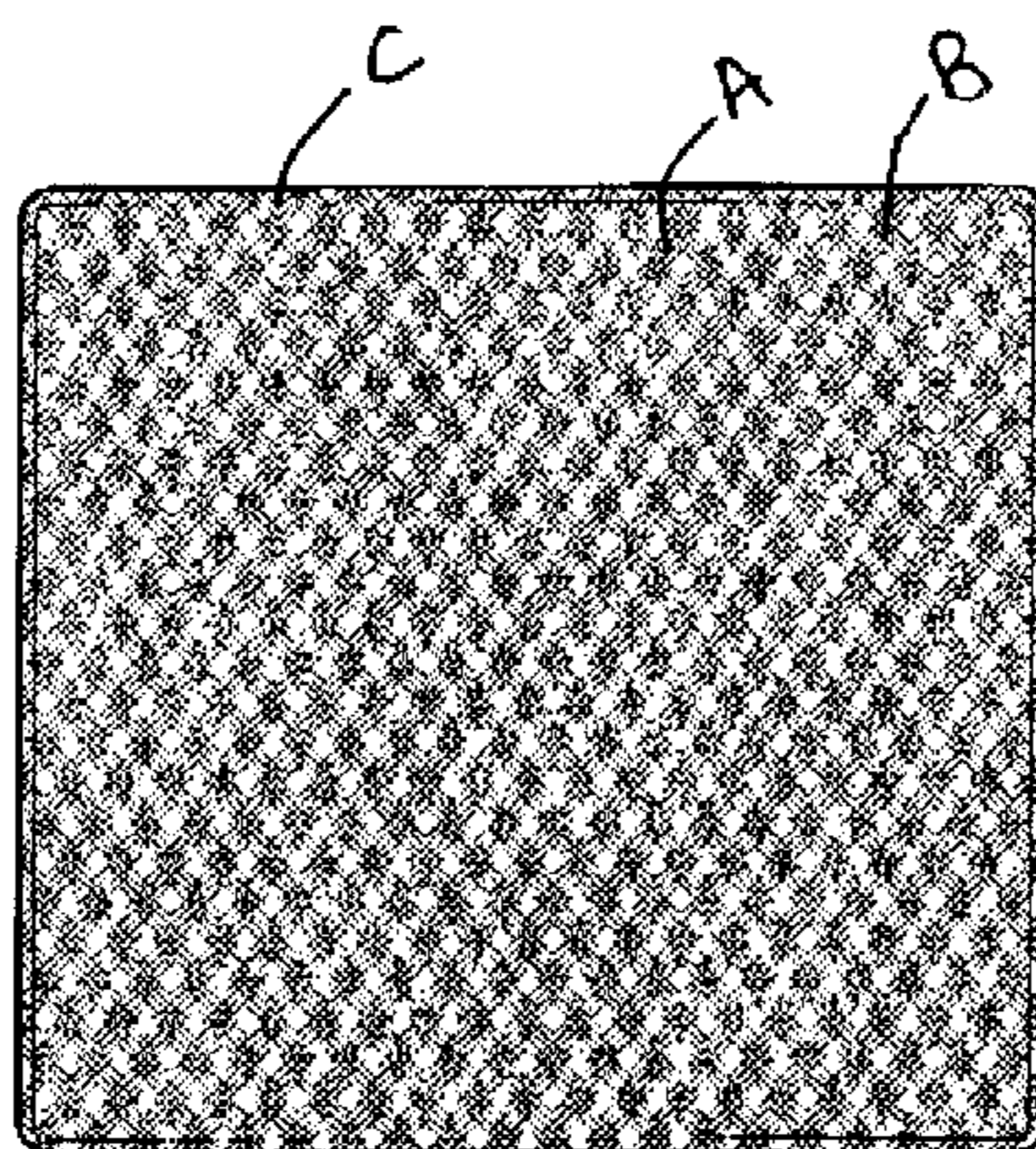
(57) **CLAIM**

The ornamental design for a underarm perspiration-absorb-
ing patch, as shown and described.

DESCRIPTION

FIG. 1 is a top plan view of a underarm perspiration-
absorbing patch showing my new design;
FIG. 2 is a bottom plan view thereof;
FIG. 3 is a side elevational view thereof;
FIG. 4 is a front elevational view thereof; and,
FIG. 5 is a perspective view thereof.

1 Claim, 2 Drawing Sheets



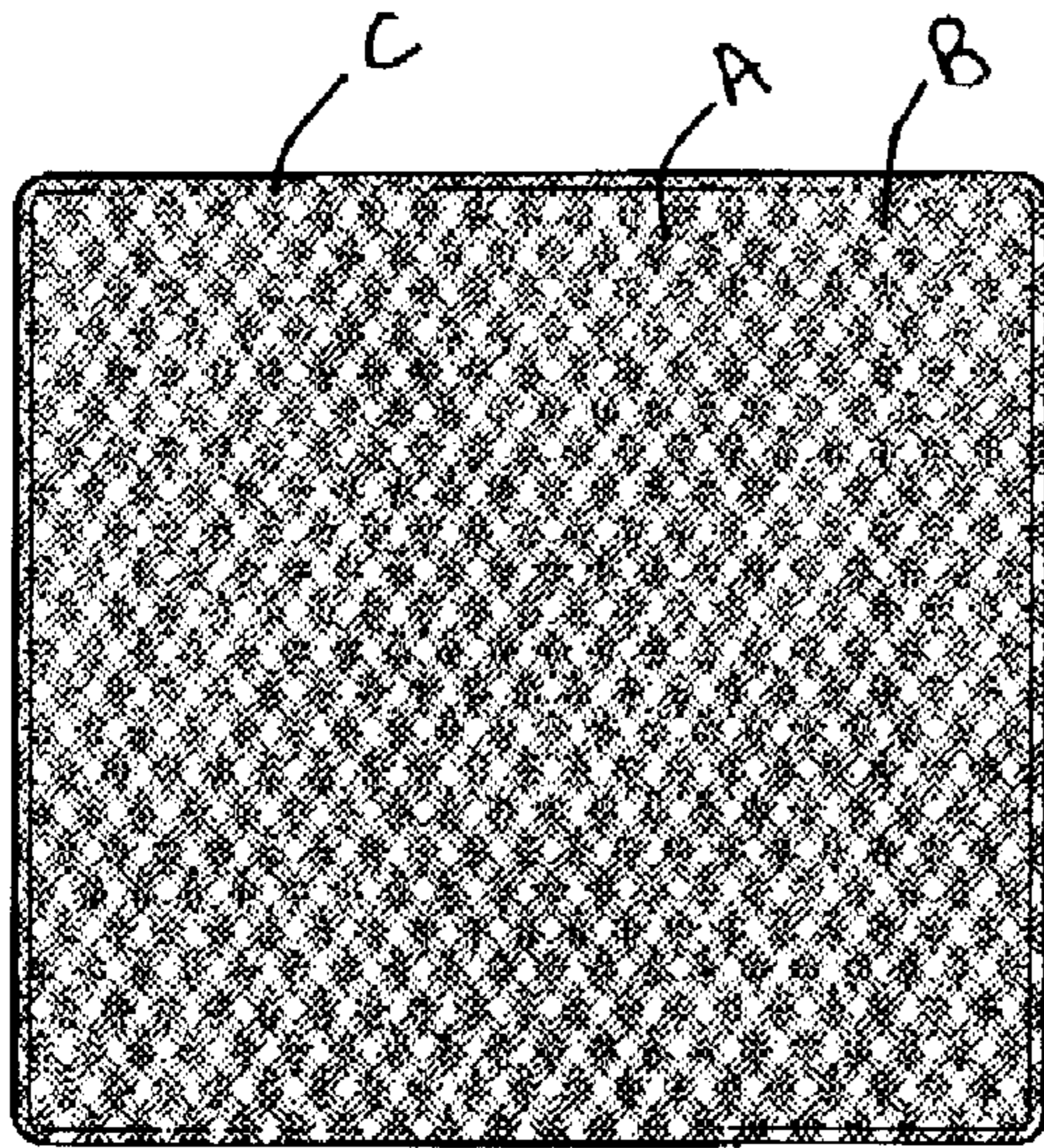


FIG. 1




FIG. 2



FIG. 3



FIG. 4

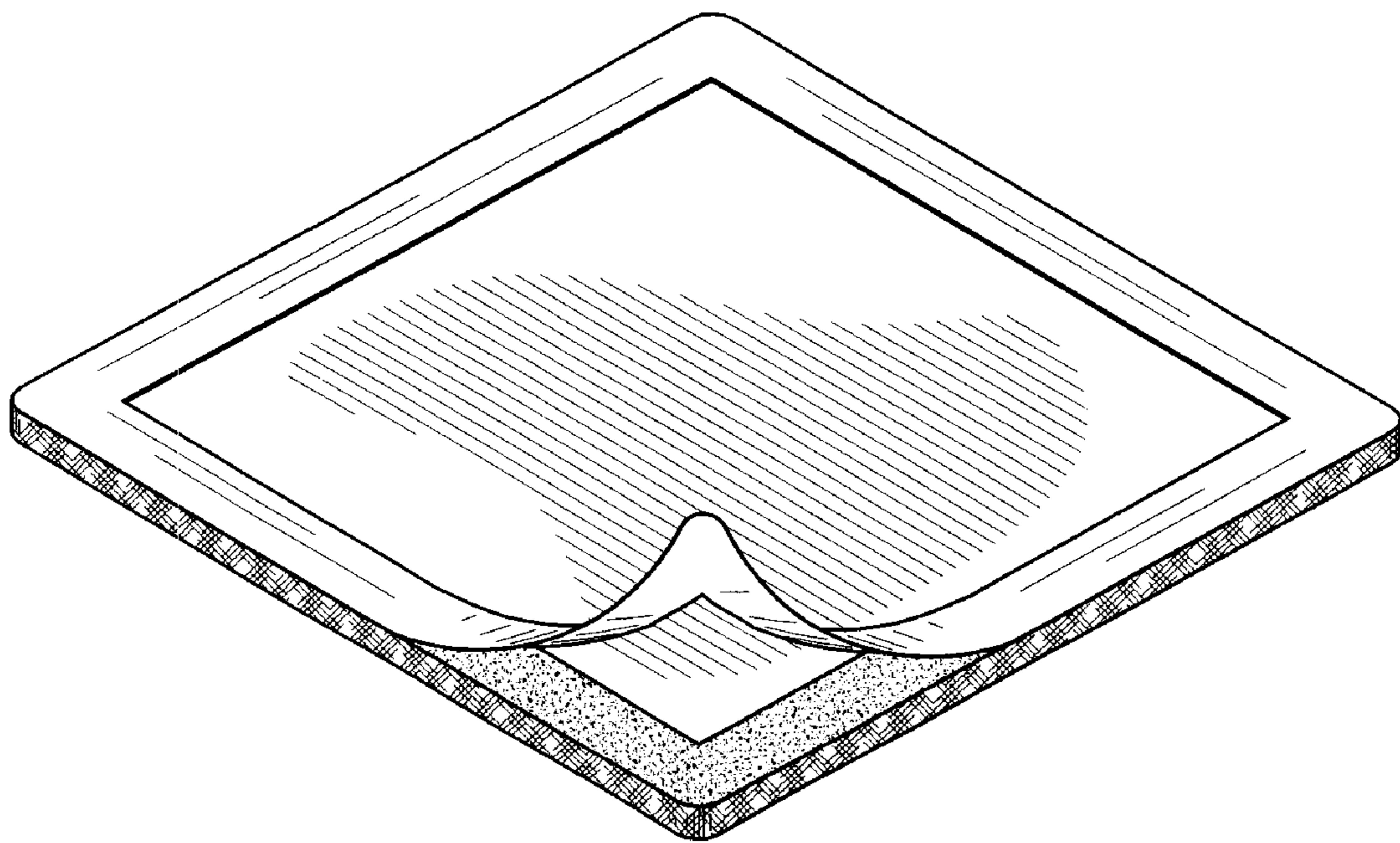


FIG. 5

UNITED STATES PATENT AND TRADEMARK OFFICE
CERTIFICATE OF CORRECTION

PATENT NO. : Des. 535,032 S
APPLICATION NO. : 29/215360
DATED : January 9, 2007
INVENTOR(S) : Bendjy et al.

Page 1 of 4

It is certified that error appears in the above-identified patent and that said Letters Patent is hereby corrected as shown below:

In the drawing sheets and on the title page, substitute the enclosed formal drawings Figs 1-5, as shown in the attached.

Signed and Sealed this

Twenty-fifth Day of March, 2008

A handwritten signature in black ink that reads "Jon W. Dudas". The signature is written in a cursive style with a large, looped initial "J".

JON W. DUDAS

Director of the United States Patent and Trademark Office

(12) **United States Design Patent** (10) **Patent No.:** **US D535,032 S**
Bendjy (45) **Date of Patent:** **** Jan. 9, 2007**

(54) **UNDERARM PERSPIRATION-ABSORBING PATCH**

(76) Inventor: **Jason A. Bendjy**, 195 Ave. B.,
 Ronkonkoma, NY (US) 11779

(**) Term: **14 Years**

(21) Appl. No.: **29/215,360**

(22) Filed: **Oct. 18, 2004**

(51) LOC (8) Cl. **24-04**

(52) U.S. Cl. **D24/189**

(58) Field of Classification Search **D24/189;**
602/41-43, 394, 395, 382, 384, 386, 55,
602/58-59

See application file for complete search history.

(56) **References Cited**

U.S. PATENT DOCUMENTS

4,485,809 A	* 12/1984	Dellas	602/57
5,038,409 A	8/1991	Nager et al.	
5,042,088 A	8/1991	Sherrod et al.	
D339,889 S	* 9/1993	Kessler et al.	D32/40
5,244,457 A	* 9/1993	Karami et al.	602/55

5,356,372 A	* 10/1994	Donovan et al.	602/58
5,749,842 A	* 5/1998	Cheong et al.	602/41
5,884,330 A	3/1999	Erllich	
6,138,276 A	10/2000	Asciutto et al.	
D442,353 S	5/2001	Macias	
6,269,486 B1	8/2001	Nager et al.	
6,660,901 B1	* 12/2003	Church	602/41
D515,701 S	* 2/2006	Horhota et al.	D24/189

* cited by examiner

Primary Examiner—Louis S. Zarfes

Assistant Examiner—Daniel Yu

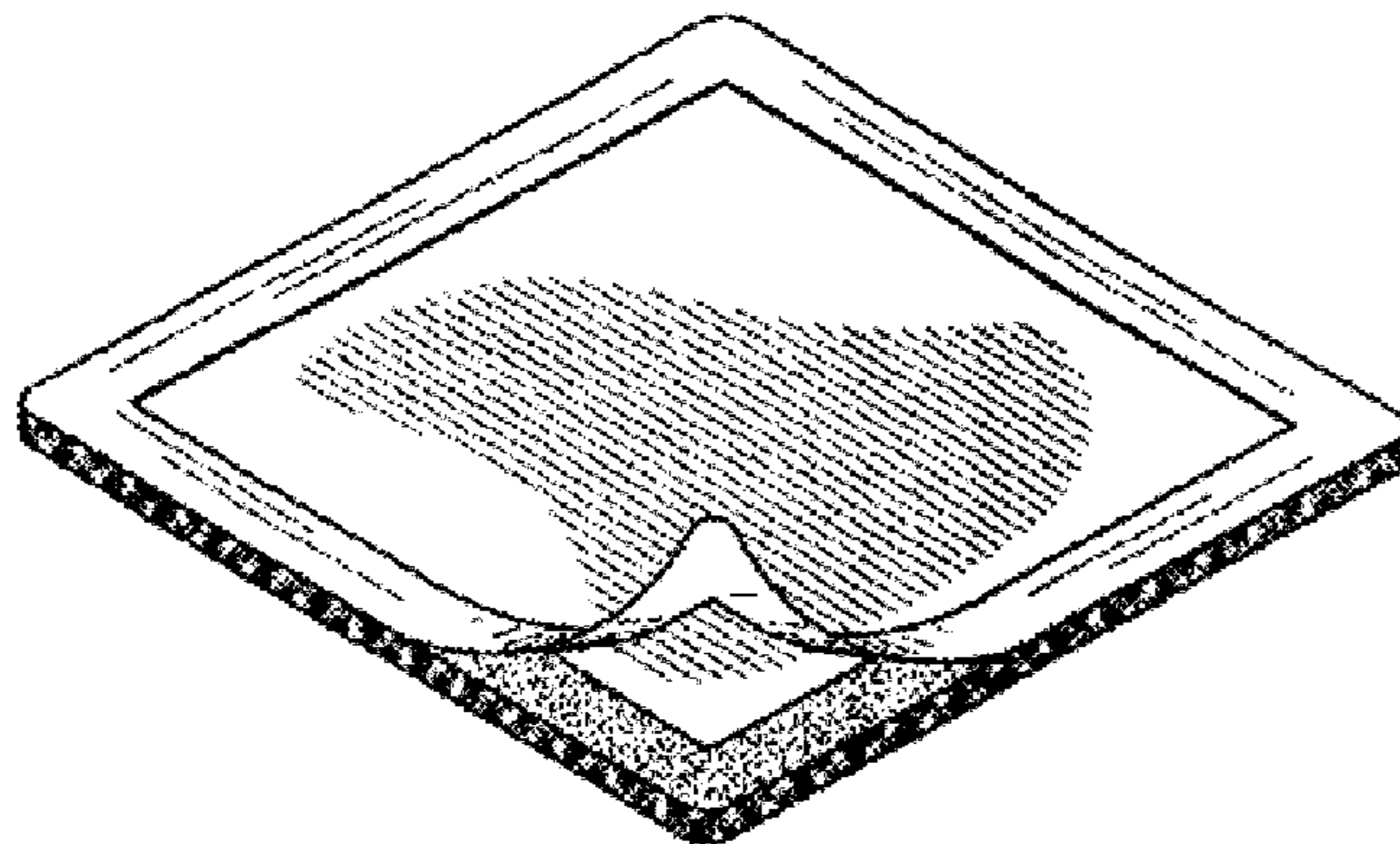

(57) **CLAIM**

The ornamental design for a underarm perspiration-absorb-
 ing patch, as shown and described.

DESCRIPTION

FIG. 1 is a top plan view of a underarm perspiration-
 absorbing patch showing my new design;
 FIG. 2 is a bottom plan view thereof;
 FIG. 3 is a side elevational view thereof;
 FIG. 4 is a front elevational view thereof; and,
 FIG. 5 is a perspective view thereof.

1 Claim, 2 Drawing Sheets






FIG. 1




FIG. 2



FIG. 3



FIG. 4

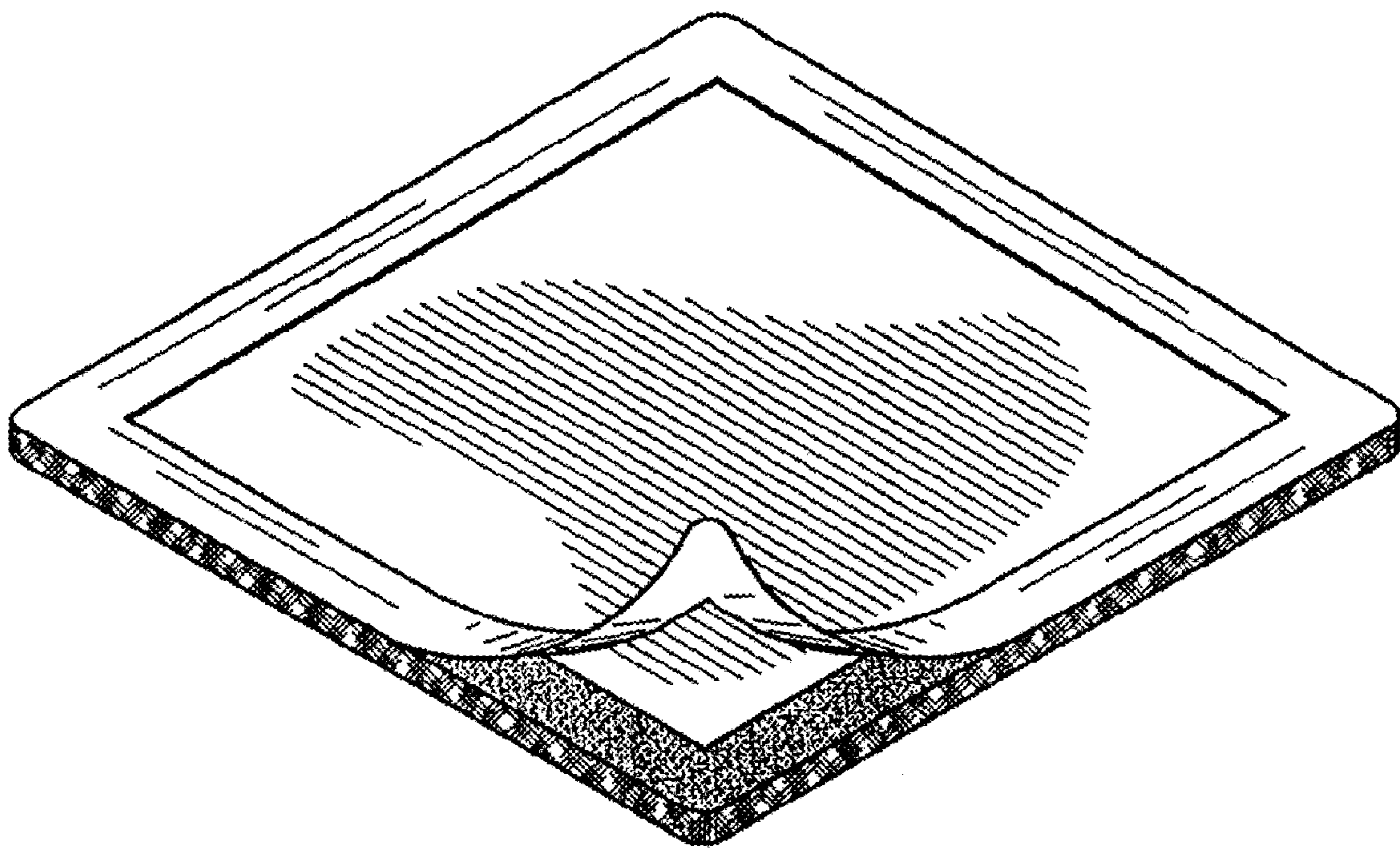


FIG. 5