



US00D535018S

(12) **United States Design Patent**  
**Stawski et al.**

(10) **Patent No.:** **US D535,018 S**  
(45) **Date of Patent:** **\*\* Jan. 9, 2007**

(54) **TRILATERAL TABLET**

(75) Inventors: **Barbara Z. Stawski**, Forest Park, IL (US); **Thomas M. Mindak**, Itasca, IL (US); **Ingo C. Theurer**, München (DE); **Philip Mark Soukup**, Freiburg (DE); **Stefan Johannes Brehm**, Kolbermoor (DE)

(73) Assignee: **Wm. Wrigley Jr. Company**, Chicago, IL (US)

(\*\*) Term: **14 Years**

(21) Appl. No.: **29/228,461**

(22) Filed: **Apr. 22, 2005**

(51) **LOC (8) Cl.** ..... **28-01**

(52) **U.S. Cl.** ..... **D24/101**

(58) **Field of Classification Search** ..... D24/100–104; D28/4, 8.1, 8.2; D1/100, 121, 125–128; 424/464–482  
See application file for complete search history.

(56) **References Cited**

**U.S. PATENT DOCUMENTS**

D20,860 S	*	6/1891	Stauffer	.....	D1/128
462,990 A	*	11/1891	Oppenheimer	.....	424/451
D27,556 S	*	8/1897	Webb	.....	D28/8.1
D302,337 S		7/1989	Bresloff et al.		
D339,443 S	*	9/1993	Bielinski et al.	.....	D1/128
D375,383 S	*	11/1996	Williams	.....	D28/8.1
D398,395 S	*	9/1998	Titley et al.	.....	D24/101
D430,347 S	*	8/2000	van der Hagen	.....	D28/8.1

D443,105 S		5/2001	Friesenhahn		
D443,107 S		5/2001	Friesenhahn		
D443,952 S		6/2001	Neergaard		
D485,421 S	*	1/2004	Norton	.....	D1/127

**OTHER PUBLICATIONS**

Stawski et al., U.S. Appl. No. 29/228,458, filed Apr. 22, 2005.

\* cited by examiner

*Primary Examiner*—Charles A. Rademaker

(74) *Attorney, Agent, or Firm*—Steven P. Shurtz; Brinks Hofer Gilson & Lione

(57) **CLAIM**

The ornamental design for a trilateral tablet, as shown and described.

**DESCRIPTION**

FIG. 1 is a top perspective view of a trilateral tablet showing our new design with portions shown in stippling to indicate color contrast;

FIG. 2 is a right end elevation thereof, the side opposite being a mirror image;

FIG. 3 is a front elevation thereof;

FIG. 4 is a top plan view thereof;

FIG. 5 is a bottom plan view thereof; and,

FIG. 6 is a top perspective view of a modified embodiment of the design shown in FIGS. 1 through 5, the other views being identical thereto apart from the lack of stippling to indicate color contrast.

**1 Claim, 2 Drawing Sheets**

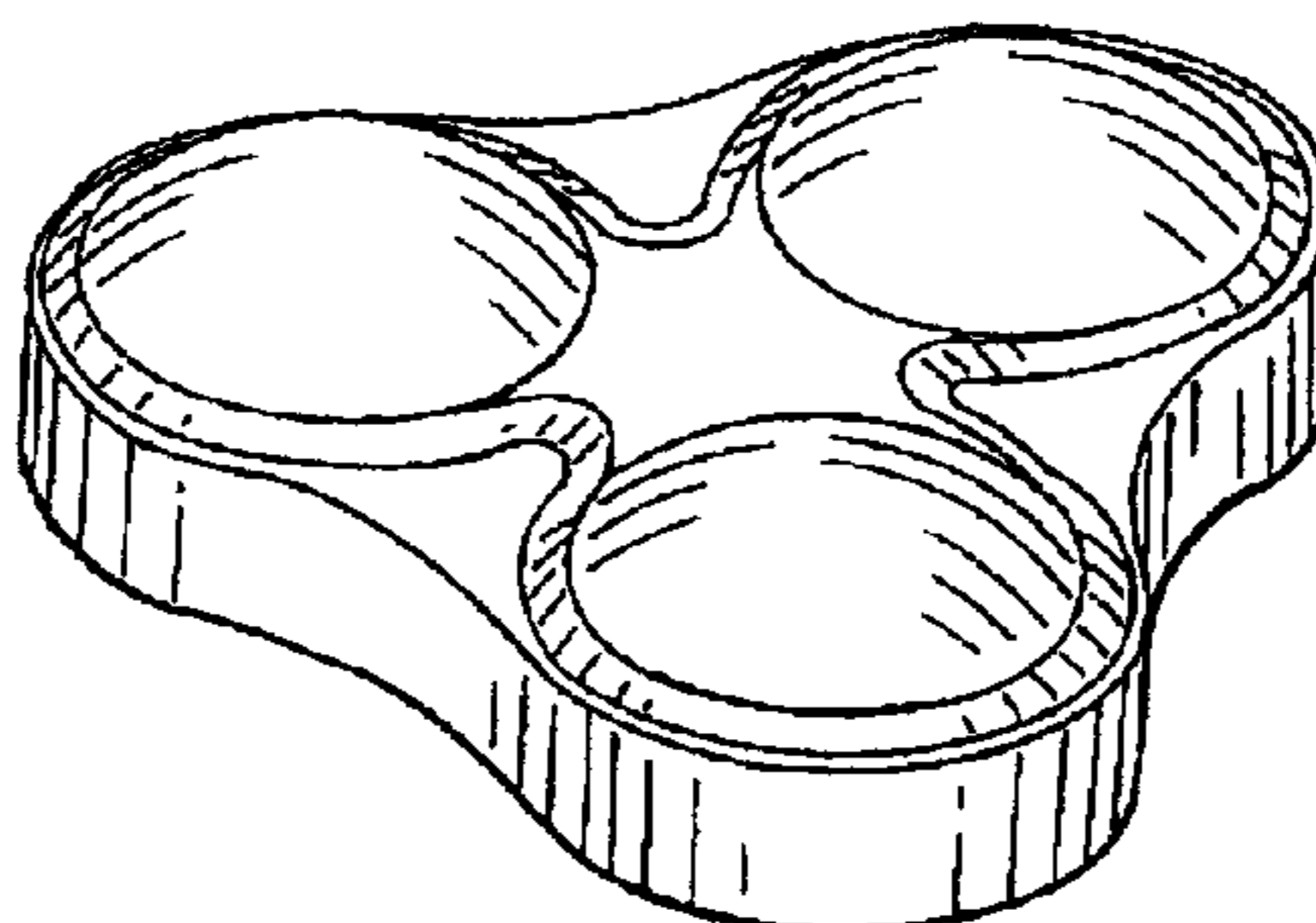
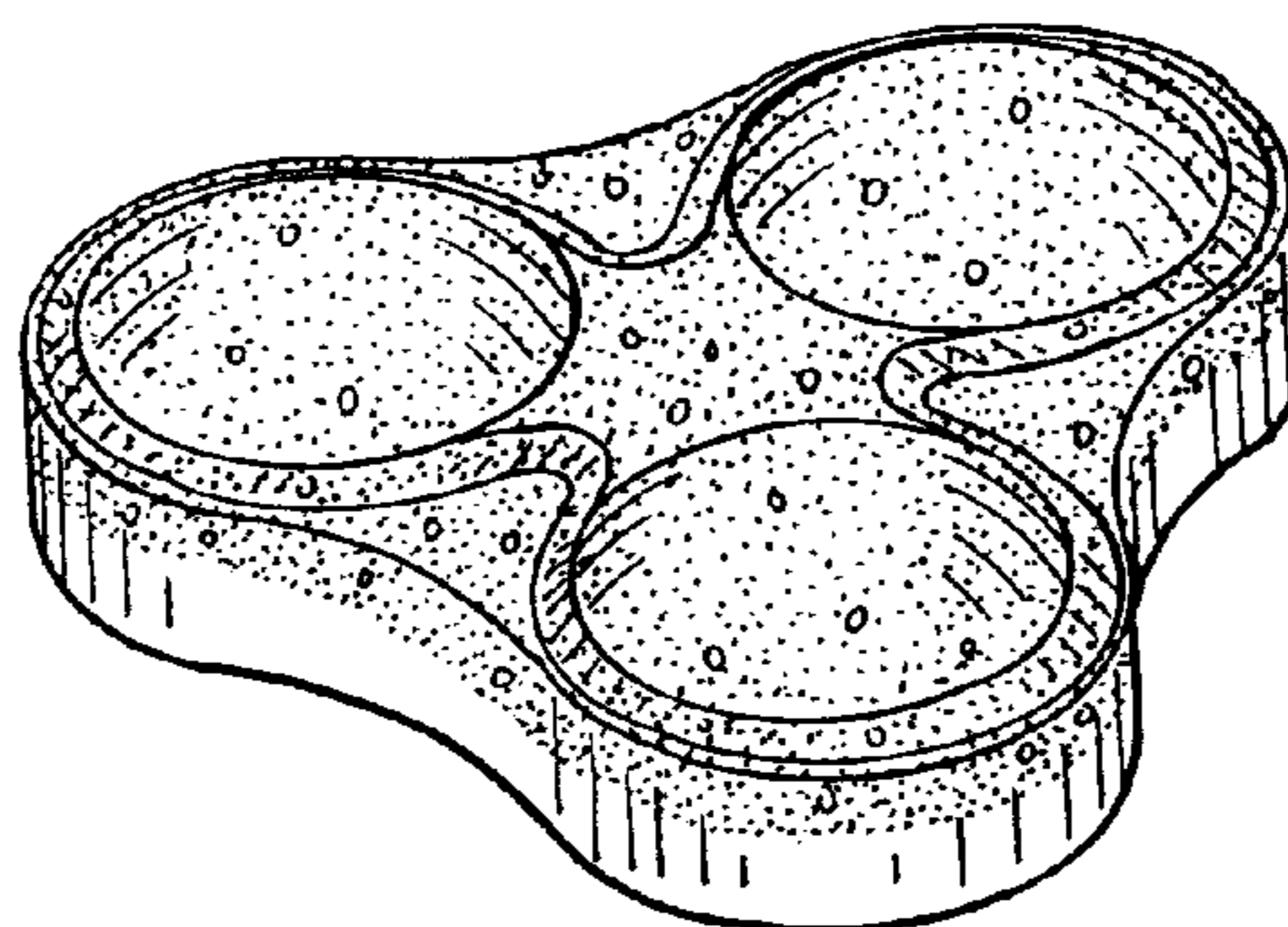


FIG. 1

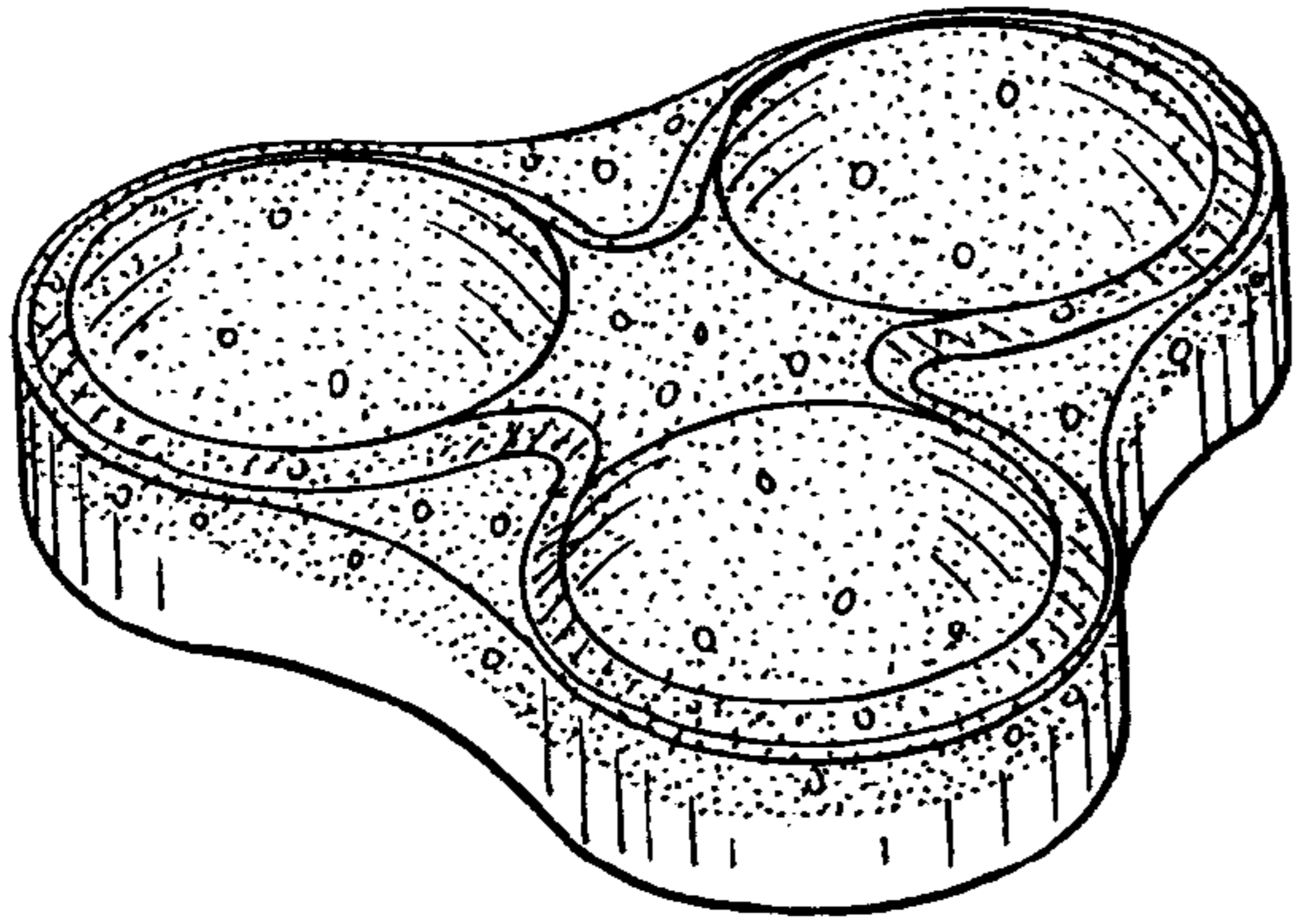


FIG. 2

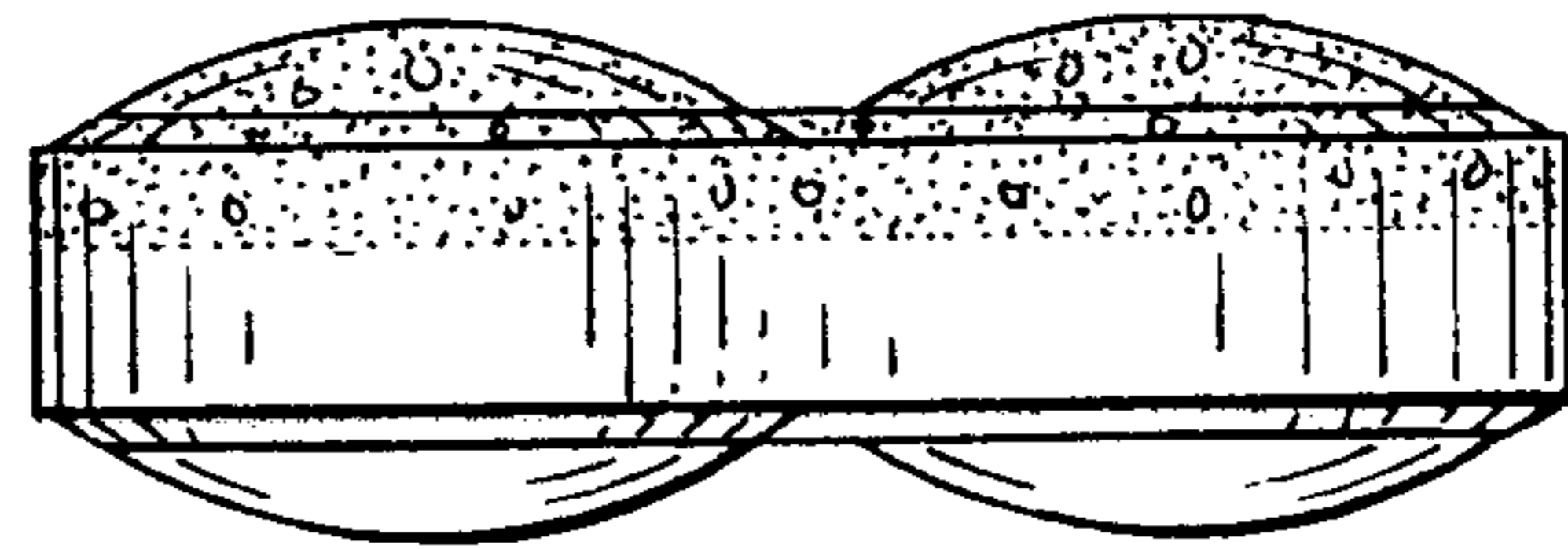


FIG. 3




FIG. 4

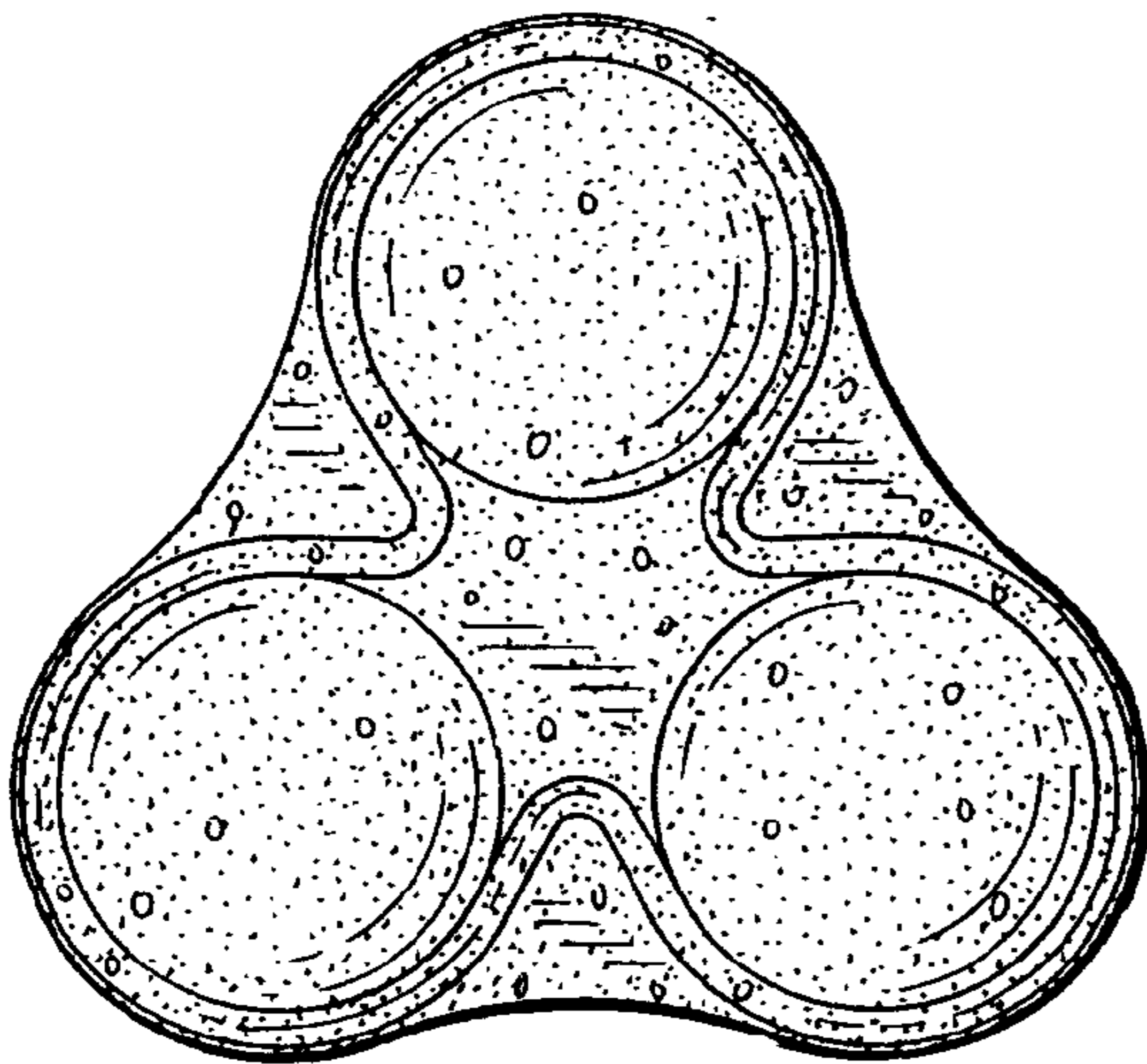


FIG. 5

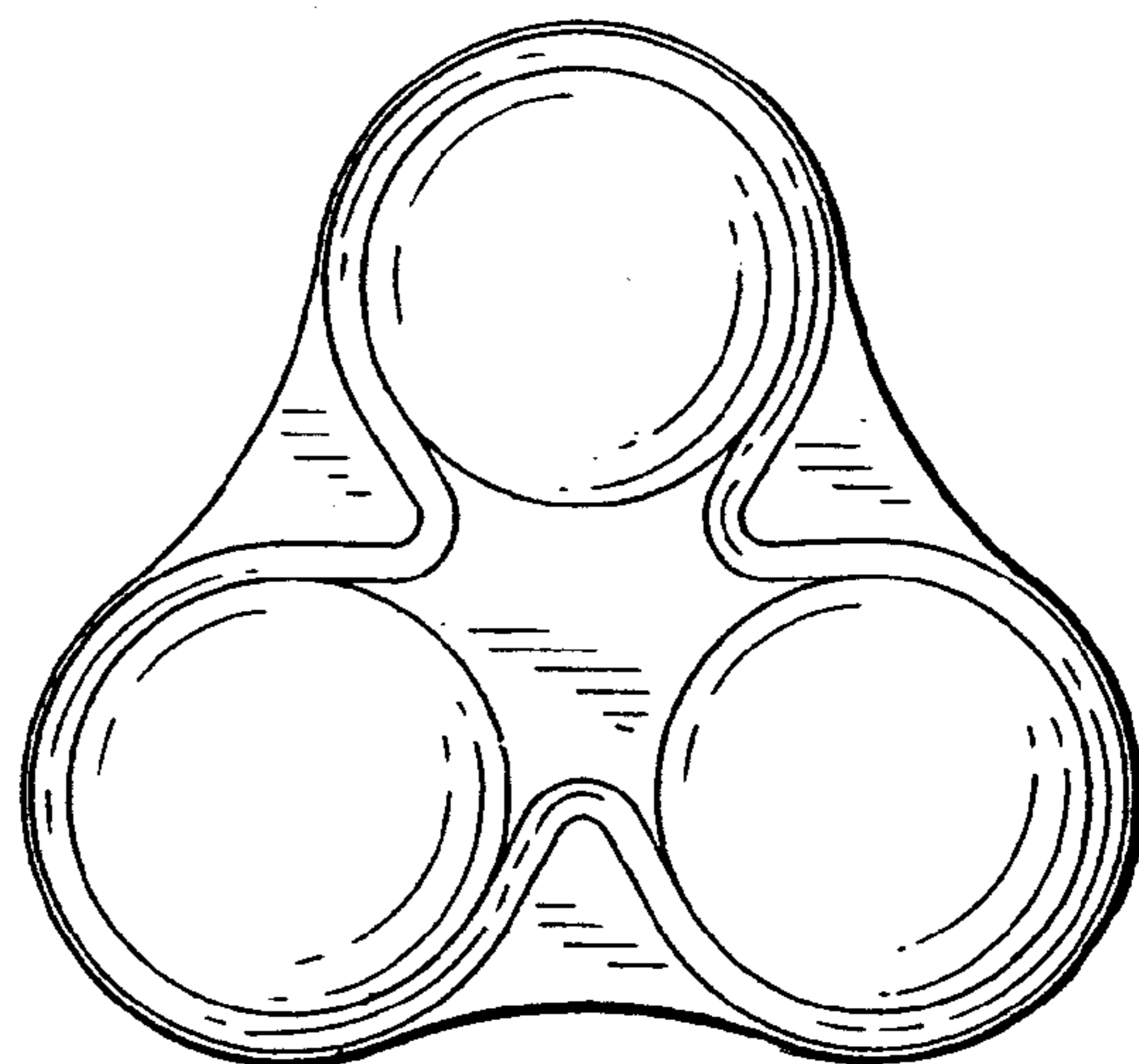


FIG. 6

