



US00D535008S

(12) **United States Design Patent**
Wu

(10) **Patent No.:** **US D535,008 S**
(45) **Date of Patent:** **** Jan. 9, 2007**

(54) **AIR FRESHENER DEVICE**
(75) Inventor: **Henry Wu, Hsin-Tien (TW)**
(73) Assignee: **Aromate Industries Co., Ltd., Taipei (TW)**
(**) Term: **14 Years**

D274,462 S * 6/1984 Rakocy et al. D23/365
D382,530 S * 8/1997 Raudman et al. D12/211
D403,420 S * 12/1998 Vullion D23/367
D447,549 S * 9/2001 Gieseke et al. D23/365
D516,491 S * 3/2006 Noriega D12/211
D517,673 S * 3/2006 Yamamoto et al. D23/366

* cited by examiner

Primary Examiner—Sandra S. Snapp
(74) *Attorney, Agent, or Firm*—Ira S. Dorman

(21) Appl. No.: **29/240,700**
(22) Filed: **Oct. 17, 2005**

(57) **CLAIM**

The ornamental design for an air freshener device, as shown.

(51) **LOC (8) Cl.** **28-99**
(52) **U.S. Cl.** **D23/367; D12/209**
(58) **Field of Classification Search** 392/386,
392/390-394, 398, 401, 403, 405-406; 239/135-136,
239/34, 35, 56-58, 37, 41, 42, 60; 261/DIG. 17,
261/DIG. 65, DIG. 88, DIG. 89; D23/355-369;
D12/209, 211

DESCRIPTION

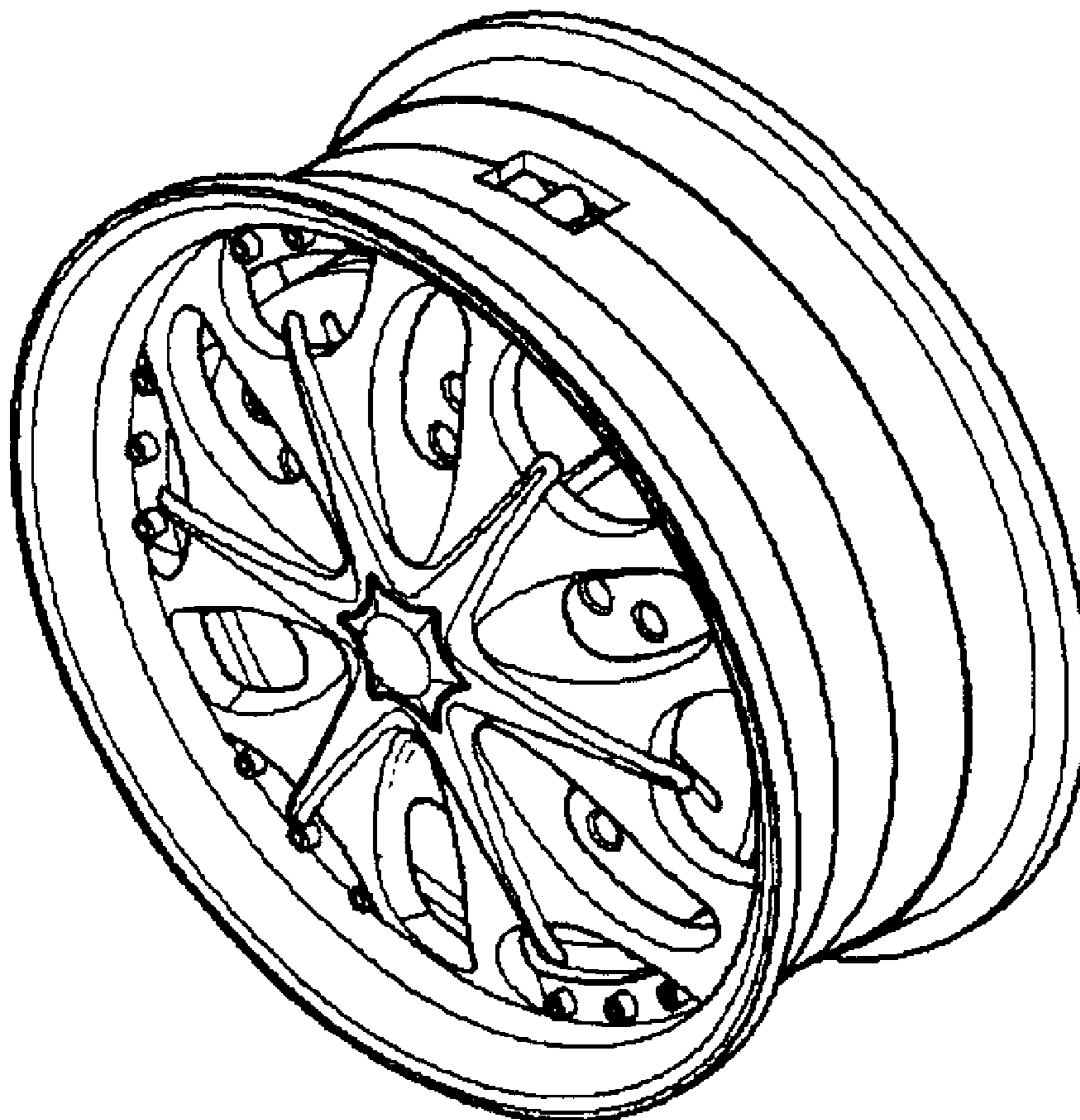
FIG. 1 is perspective view of an air freshener device embodying the present invention;
FIG. 2 is a front view of the air freshener device;
FIG. 3 is a rear view of the air freshener device;
FIG. 4 is a side view of the air freshener device, the opposite side view being a mirror image thereof;
FIG. 5 is a top plan view of the air freshener device; and,
FIG. 6 is a bottom view of the air freshener device.

See application file for complete search history.

(56) **References Cited**
U.S. PATENT DOCUMENTS

2,761,527 A * 9/1956 Dreznes 55/495
D206,432 S * 12/1966 Reid D12/209

1 Claim, 4 Drawing Sheets



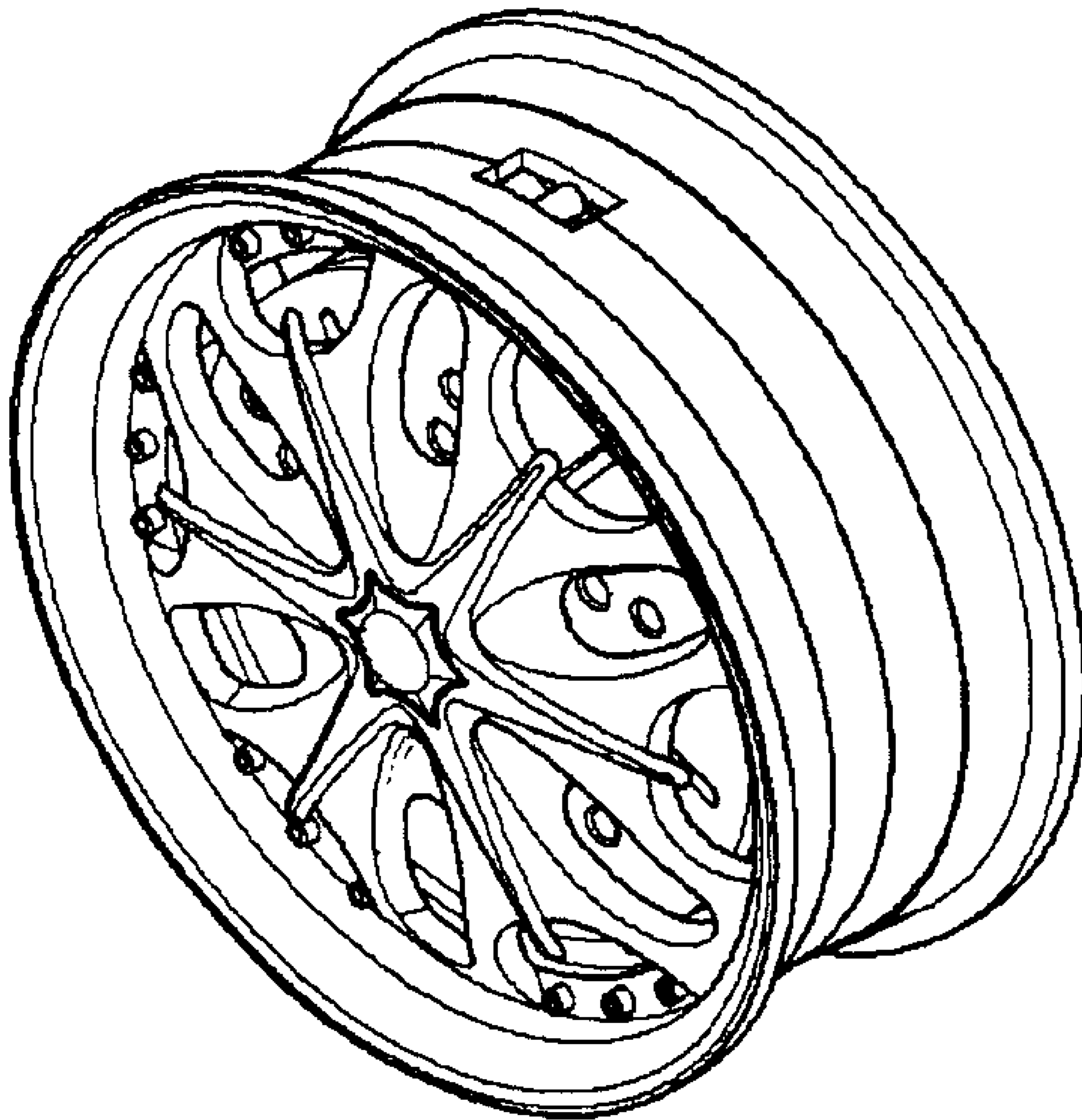


FIG. 1




FIG. 2




FIG. 3

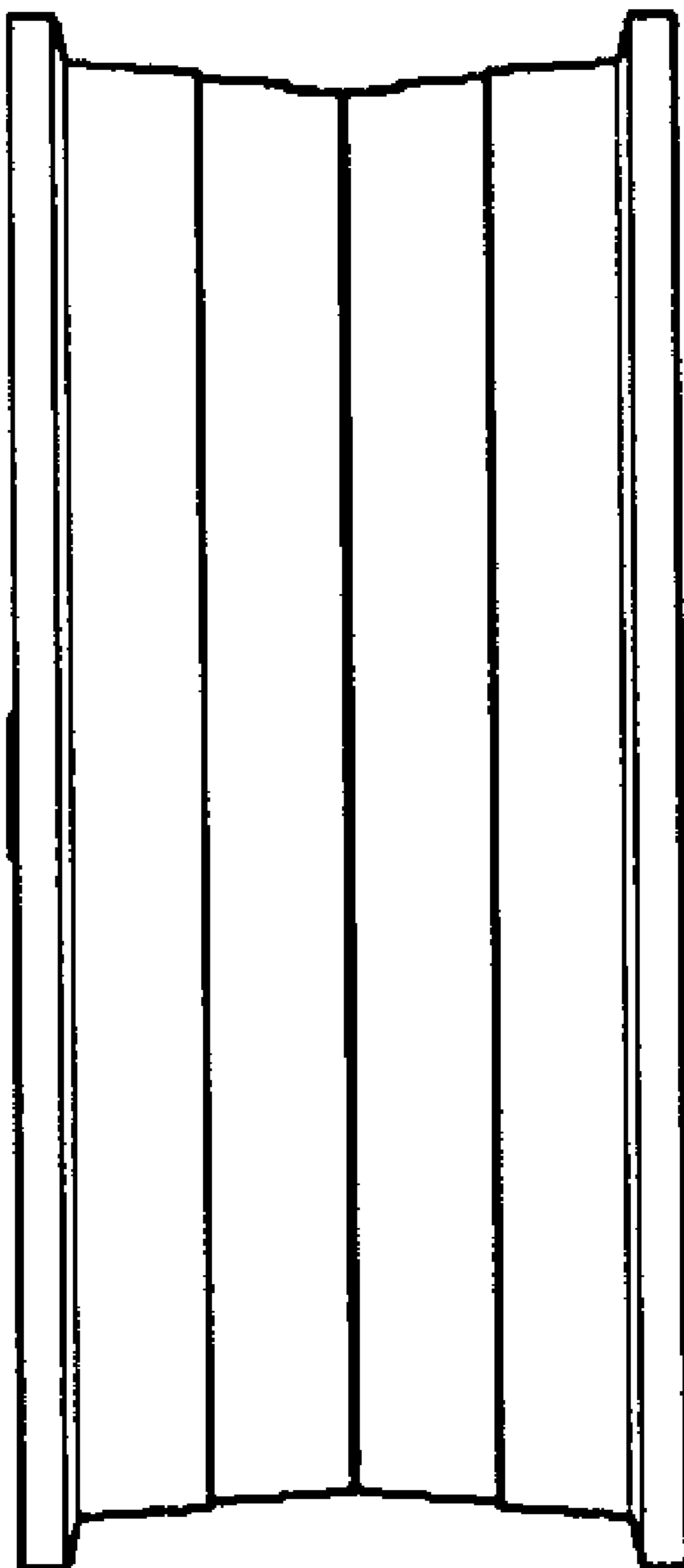


FIG. 4

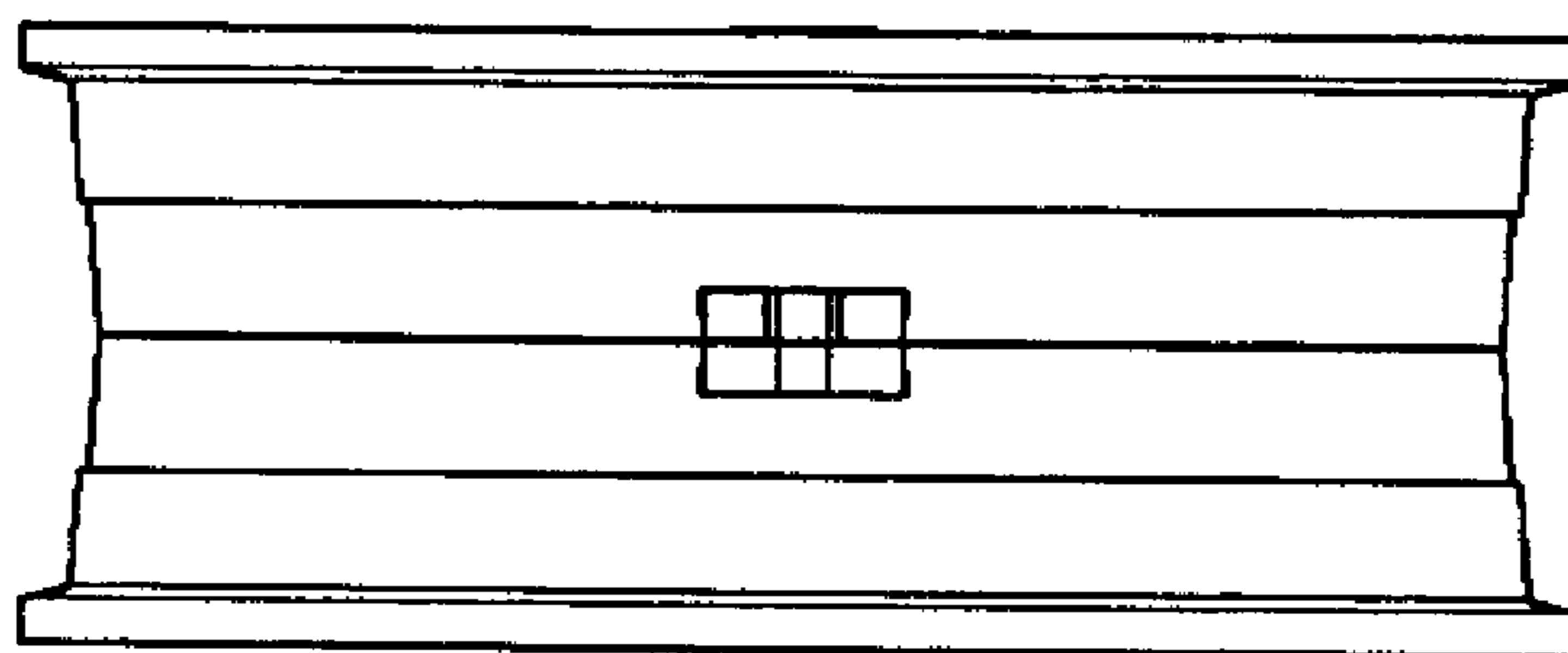


FIG. 5




FIG. 6