



US00D535003S

(12) **United States Design Patent** (10) **Patent No.:** **US D535,003 S**  
**Buthier et al.** (45) **Date of Patent:** **\*\* Jan. 9, 2007**

(54) **AIR FRESHENER DEVICE**

(56) **References Cited**

(75) Inventors: **Bruno Buthier**, Massy Cedex (FR);  
**Richard Paul Harbutt**, Windsor (GB);  
**Thomas Edward Herman**, London  
(GB)

U.S. PATENT DOCUMENTS

D168,685 S	*	1/1953	Holbrook	.....	D23/362
D256,371 S	*	8/1980	Coppola et al.	.....	D18/55
4,283,011 A	*	8/1981	Spector	.....	239/36
D359,350 S	*	6/1995	El-Assir	.....	D23/367
D512,496 S	*	12/2005	Harbutt et al.	.....	D23/366
D514,212 S	*	1/2006	Harbutt et al.	.....	D23/366
D514,213 S	*	1/2006	Harbutt et al.	.....	D23/366

(73) Assignee: **Reckitt Benckiser (UK) Limited**,  
Slough (GB)

(\*\*) Term: **14 Years**

\* cited by examiner

(21) Appl. No.: **29/237,318**

*Primary Examiner*—Sandra S. Snapp

(22) Filed: **Aug. 30, 2005**

(74) *Attorney, Agent, or Firm*—Norris McLaughlin &  
Marcus, P.A.

(30) **Foreign Application Priority Data**

(57) **CLAIM**

Mar. 4, 2005 (EM) ..... 000305081

The ornamental design for an air freshener device, as shown  
and described.

(51) **LOC (8) Cl.** ..... **23-04**

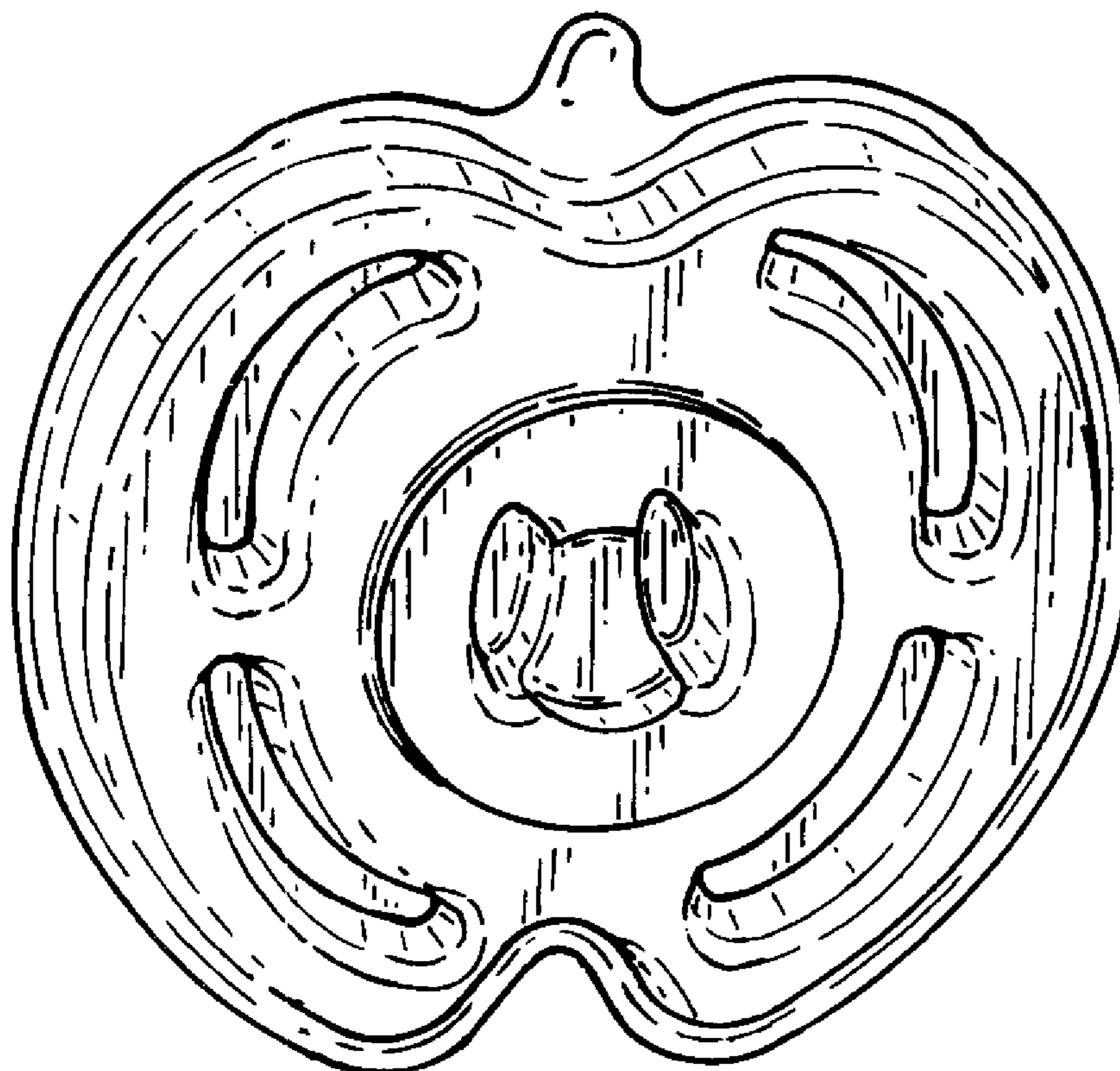
**DESCRIPTION**

(52) **U.S. Cl.** ..... **D23/366**

FIG. 1 is a front perspective view of an air freshener device;  
FIG. 2 is an elevated view of the front thereof;  
FIG. 3 is an elevated view of the rear thereof;  
FIG. 4 is an elevated view of a side thereof;  
FIG. 5 is a plan view of the top thereof; and,  
FIG. 6 is plan view of the bottom thereof.

(58) **Field of Classification Search** ..... 392/386,  
392/390–394, 398, 401, 403, 405–406; 239/135–136,  
239/34, 35, 56–58, 37, 41, 42, 60; 261/DIG. 17,  
261/DIG. 65, DIG. 88, DIG. 89; D23/355–369  
See application file for complete search history.

**1 Claim, 2 Drawing Sheets**



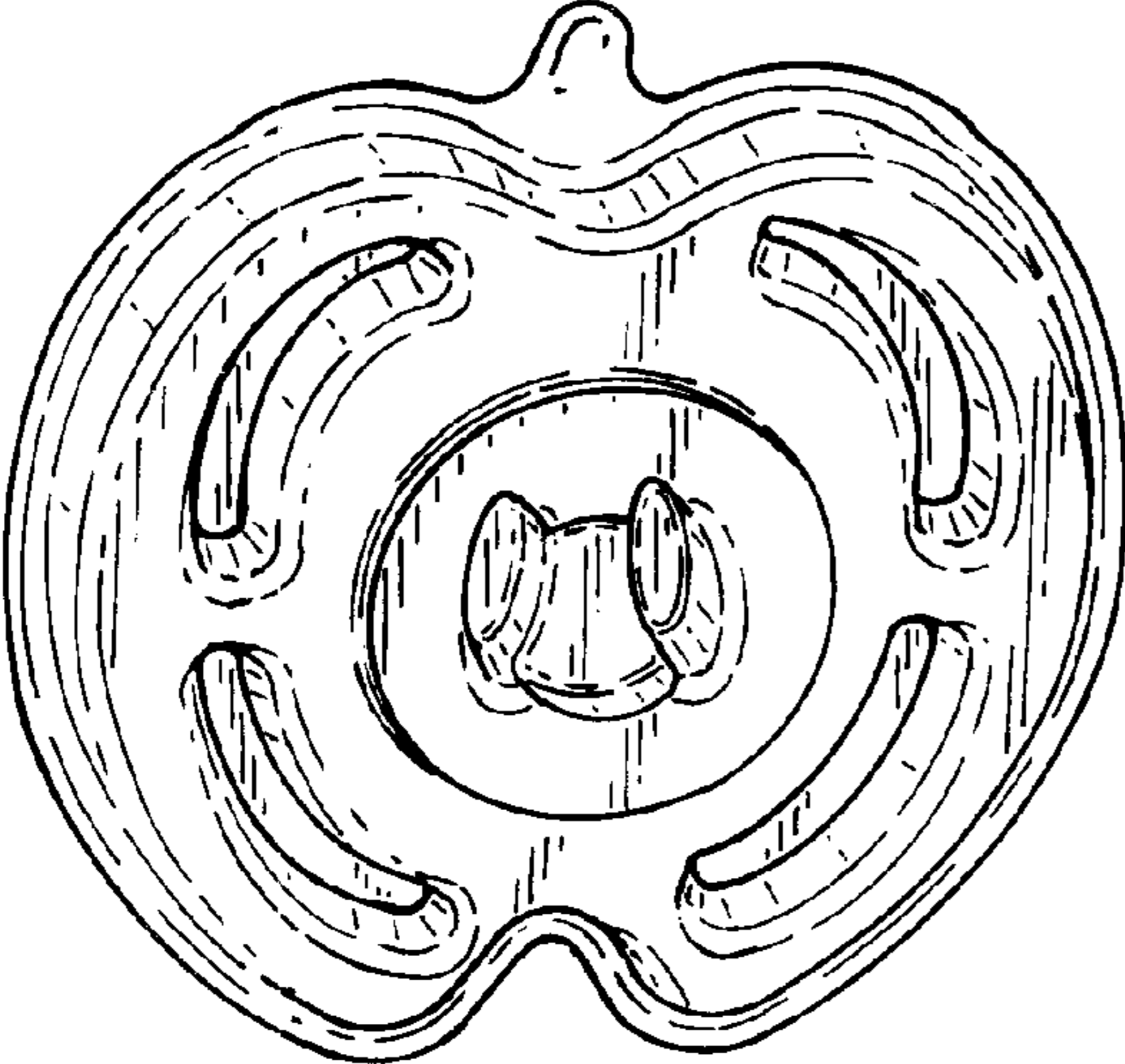


Fig. 1.

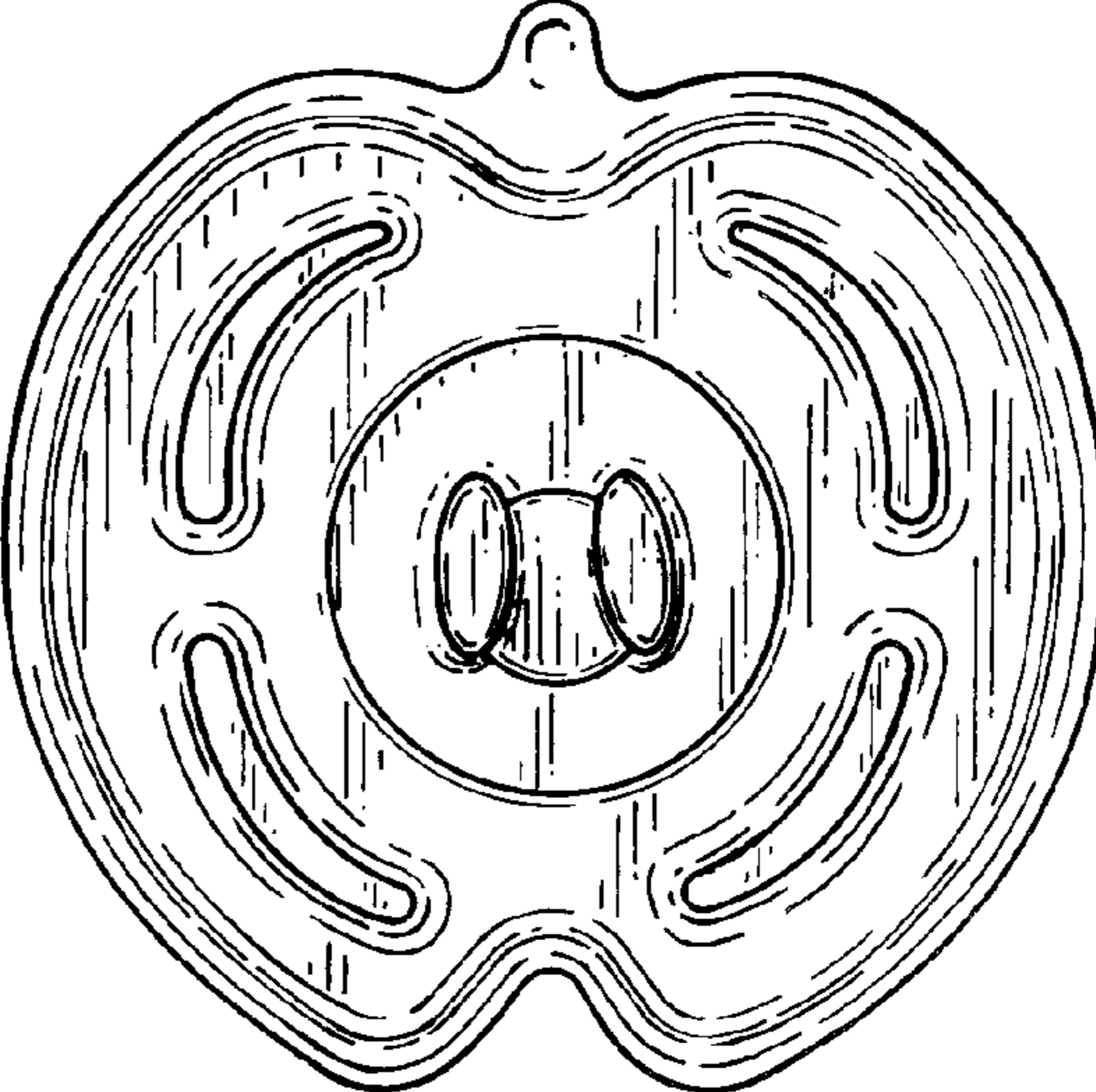


Fig. 2.

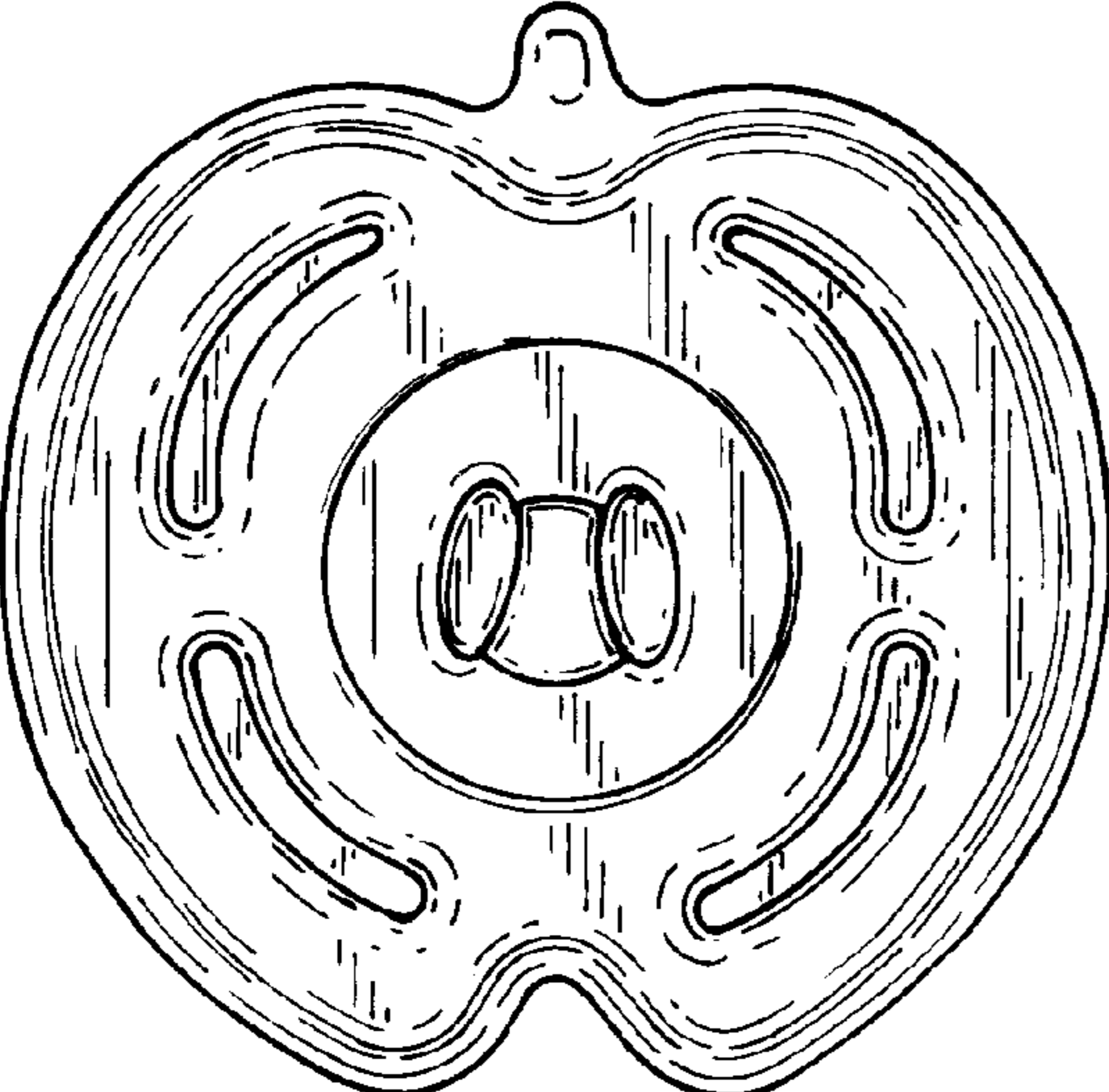


Fig. 3.

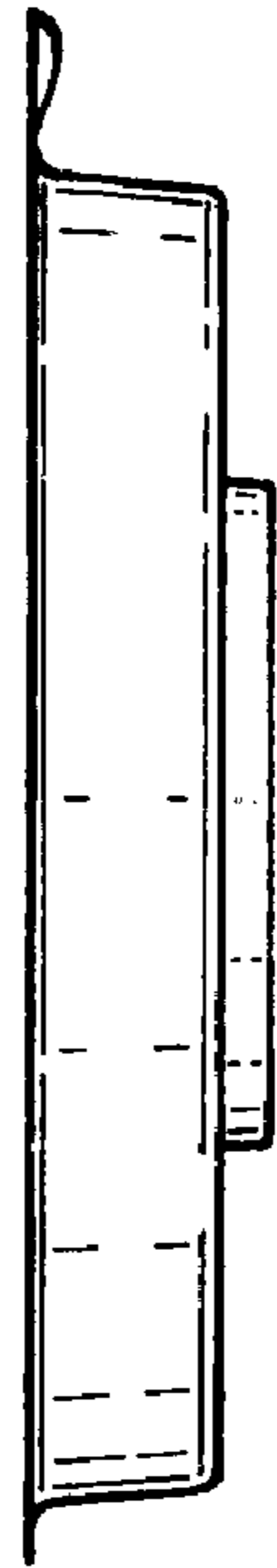


Fig.4.



Fig.5.

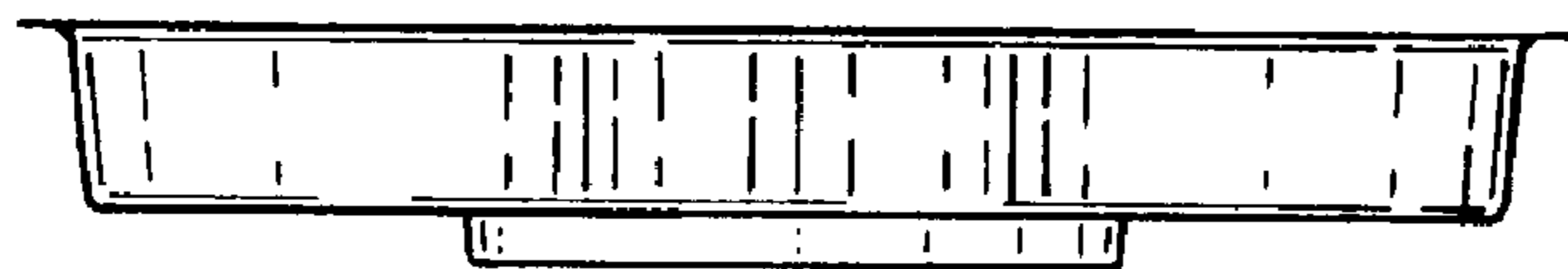


Fig.6.