



US00D534994S

(12) **United States Design Patent**  
**Tsai**

(10) **Patent No.:** **US D534,994 S**  
(45) **Date of Patent:** **\*\* Jan. 9, 2007**

(54) **HANDLE FOR PLUMBING FITTING**

(75) Inventor: **Hsin-I Ciny Tsai**, Sheboygan, WI (US)

(73) Assignee: **Kohler Co.**, Kohler, WI (US)

(\*\*) Term: **14 Years**

(21) Appl. No.: **29/252,725**

(22) Filed: **Jan. 26, 2006**

(51) **LOC (8) Cl.** ..... **23-01**

(52) **U.S. Cl.** ..... **D23/250; D23/251**

(58) **Field of Classification Search** ..... D23/238–257, D23/223; D8/250–257, 300–322, DIG. 3; 16/110.1; 4/675–678; 137/801  
See application file for complete search history.

(56) **References Cited**

**U.S. PATENT DOCUMENTS**

1,837,552 A	*	12/1931	Kelly	.....	D23/238
D433,106 S	*	10/2000	Spangler	.....	D23/250
D437,918 S	*	2/2001	Doughty et al.	.....	D23/250
D469,856 S	*	2/2003	Bouilloux et al.	.....	D23/250
D512,763 S		12/2005	Blomstrom		
D523,118 S	*	6/2006	Schaffeld et al.	.....	D23/252

**OTHER PUBLICATIONS**

Kohler Co., hand shower, art for pending U.S. Appl No. 29/222,977, filed Feb. 7, 2005.  
Kohler Co., hand shower, Catalog p. 26, “Neuville” Collection.

Newmarket Naturals, website “www.air-n-water.com”, Chome Shower Head Hand-Held Water Filter HRH5-CM.

\* cited by examiner

*Primary Examiner*—Louis S. Zarfes

*Assistant Examiner*—Gregory Andoll

(74) *Attorney, Agent, or Firm*—Quarles & Brady LLP

(57) **CLAIM**

The ornamental design for a handle for plumbing fitting, as shown and described.

**DESCRIPTION**

In a preferred embodiment, the nature of this product is as a handle for a plumbing fitting such as a hand shower primary useful for washing the human body.

FIG. 1 is a left, top, front perspective view according to my new design of a handle for a plumbing fitting, such as a hand shower having a shower head as shown in phantom in FIG. 3;

FIG. 2 is a top plan view thereof;

FIG. 3 is a left side elevational view thereof, the right side elevational view thereof being a mirror image of the left side shown;

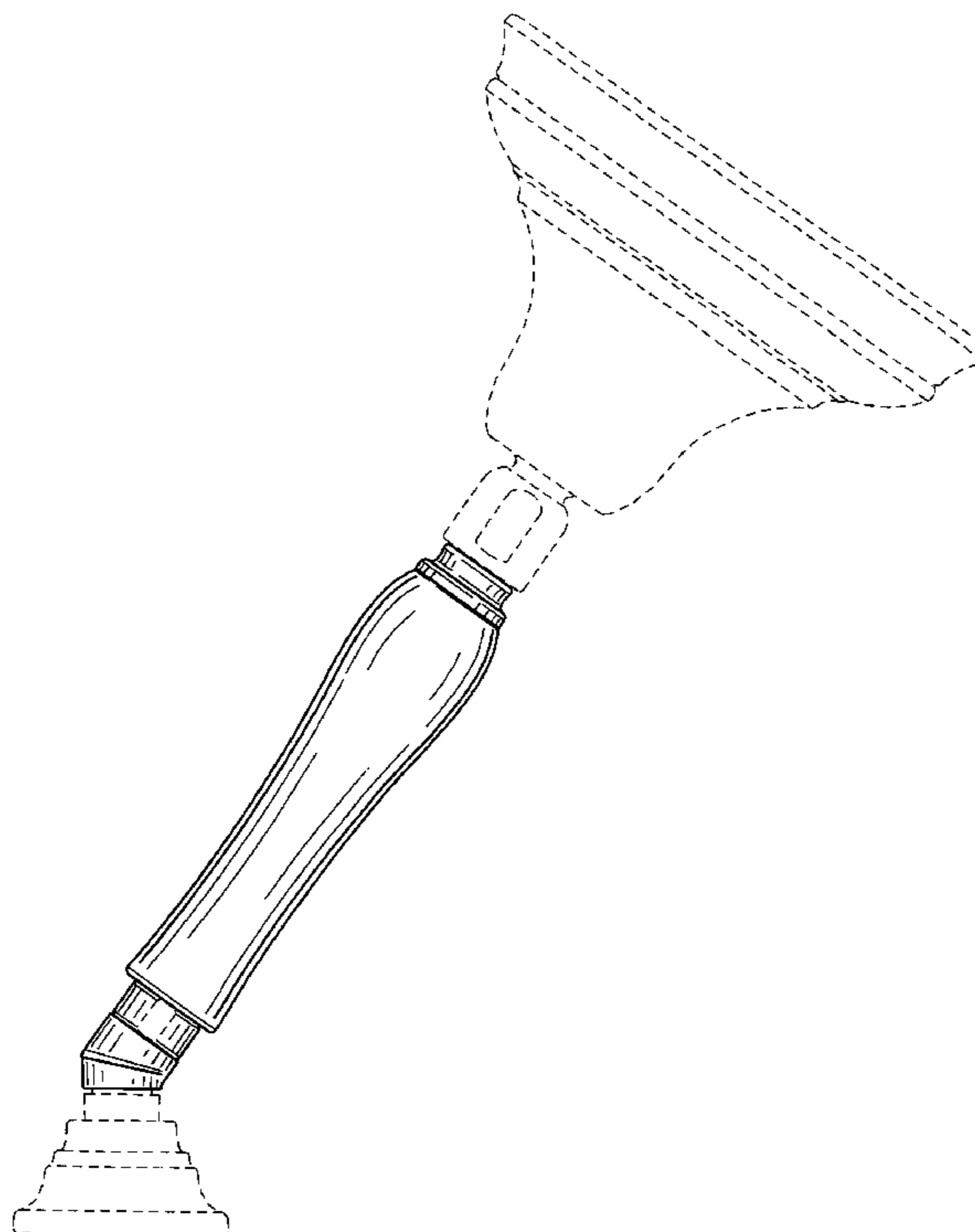
FIG. 4 is a front elevational view thereof;

FIG. 5 is a rear elevational view thereof; and,

FIG. 6 is a bottom plan view thereof.

The broken line representations of shower head environment in FIG. 3, escutcheon environment in FIGS. 1–5, and openings in FIGS. 1–2, 4 and 6 are for the purpose of illustration only, and form no part of the claimed design.

**1 Claim, 3 Drawing Sheets**






FIG. 1

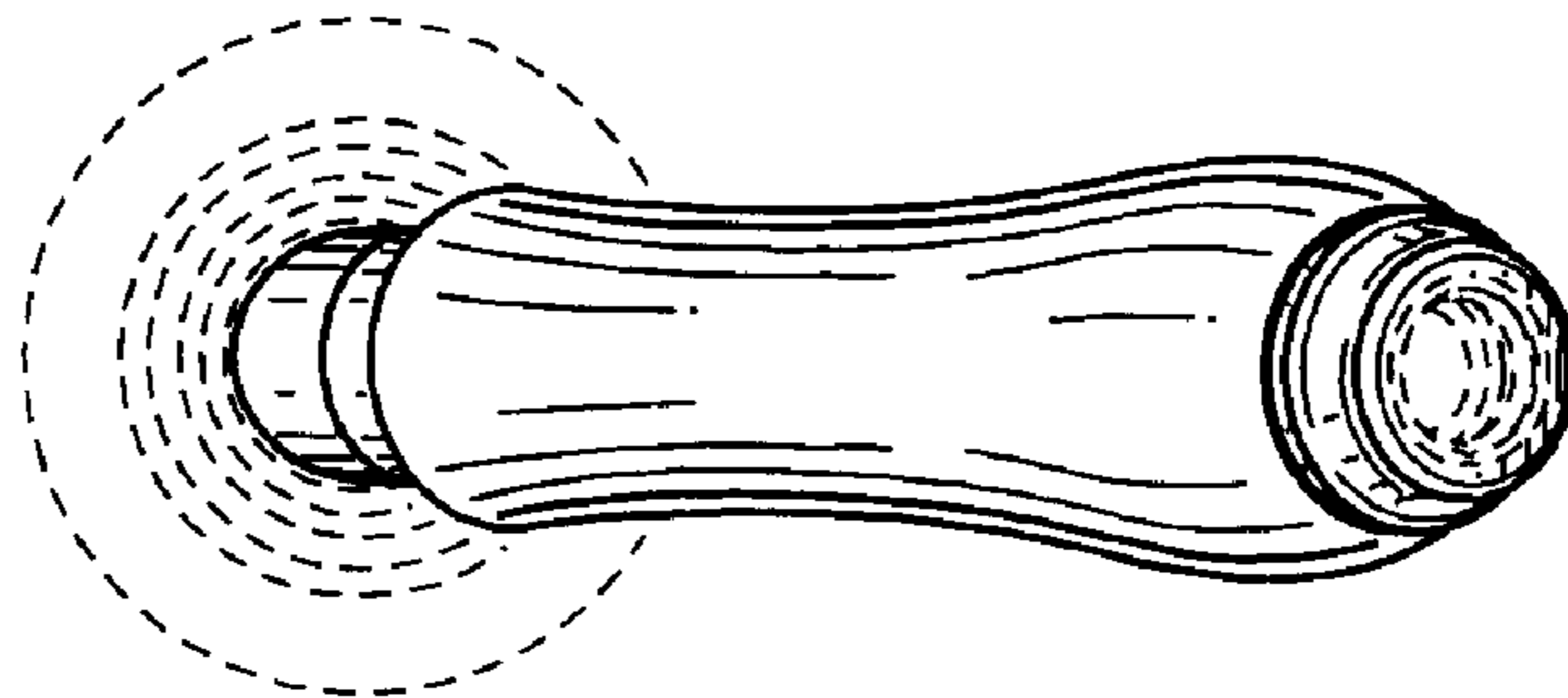


FIG. 2

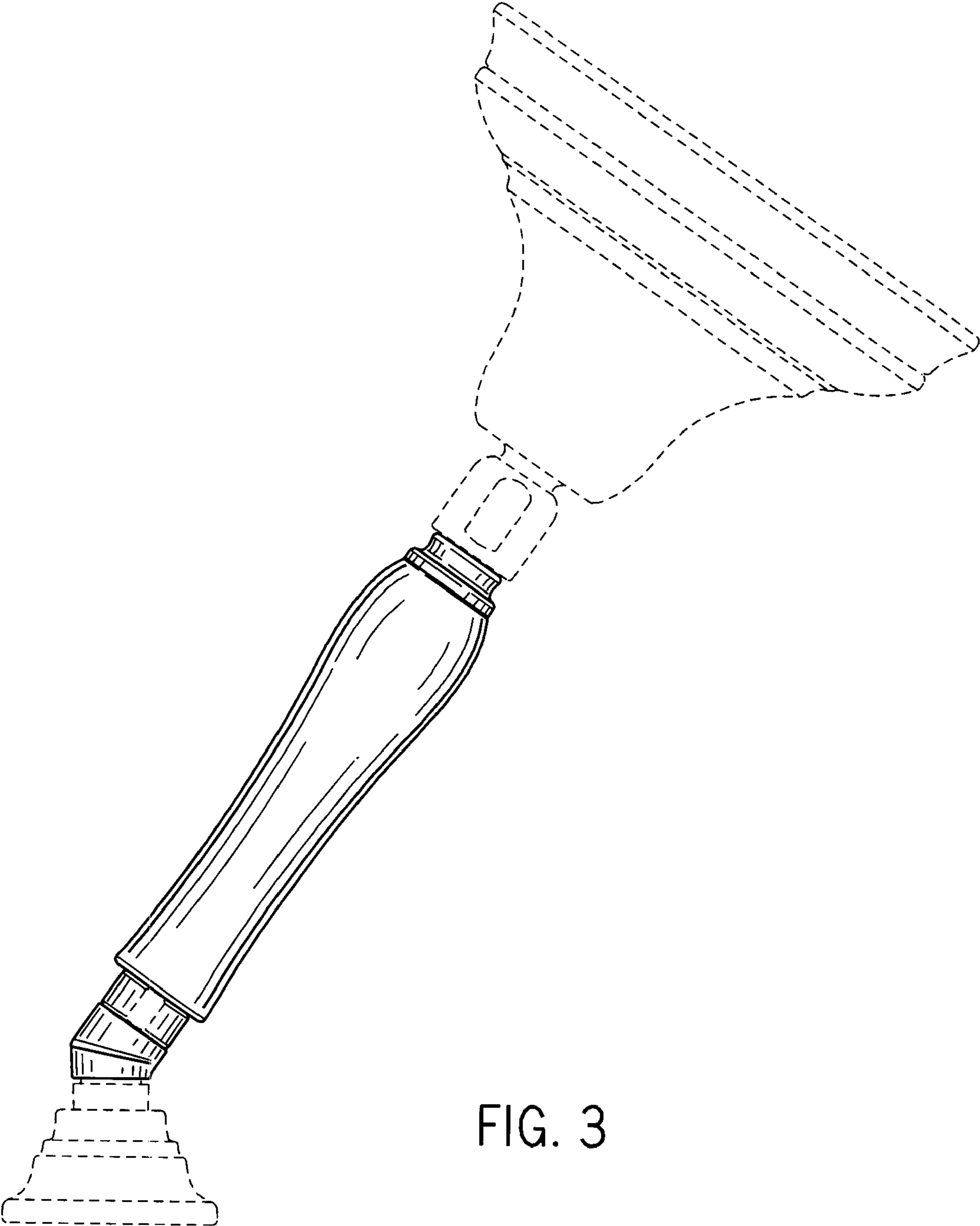


FIG. 3

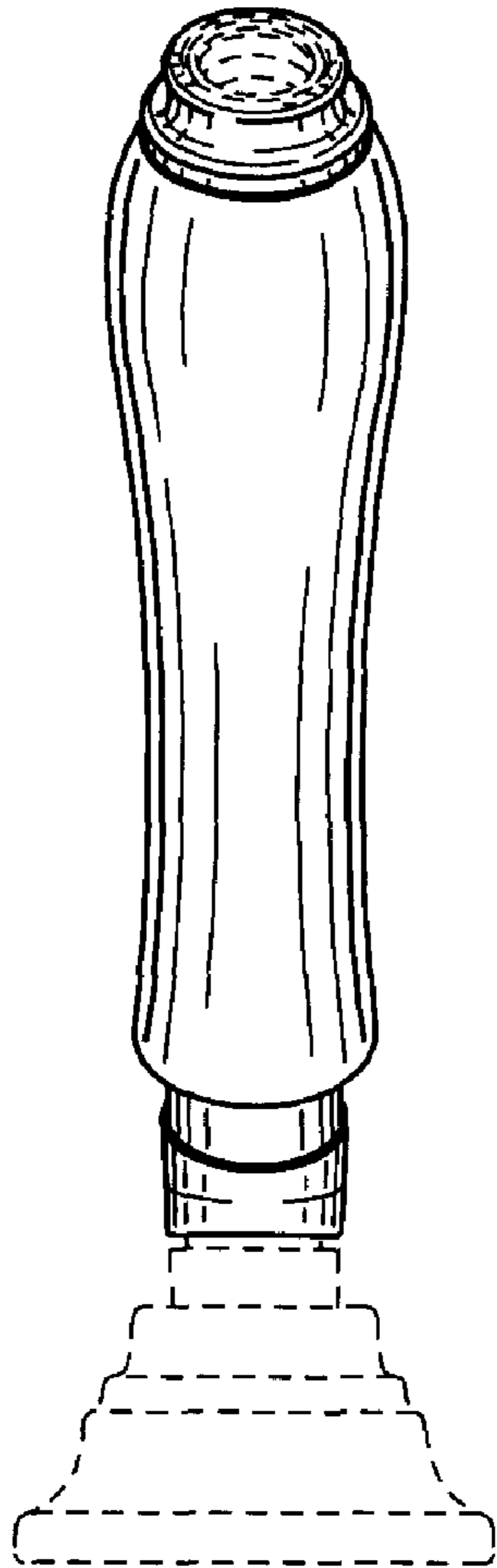


FIG. 4

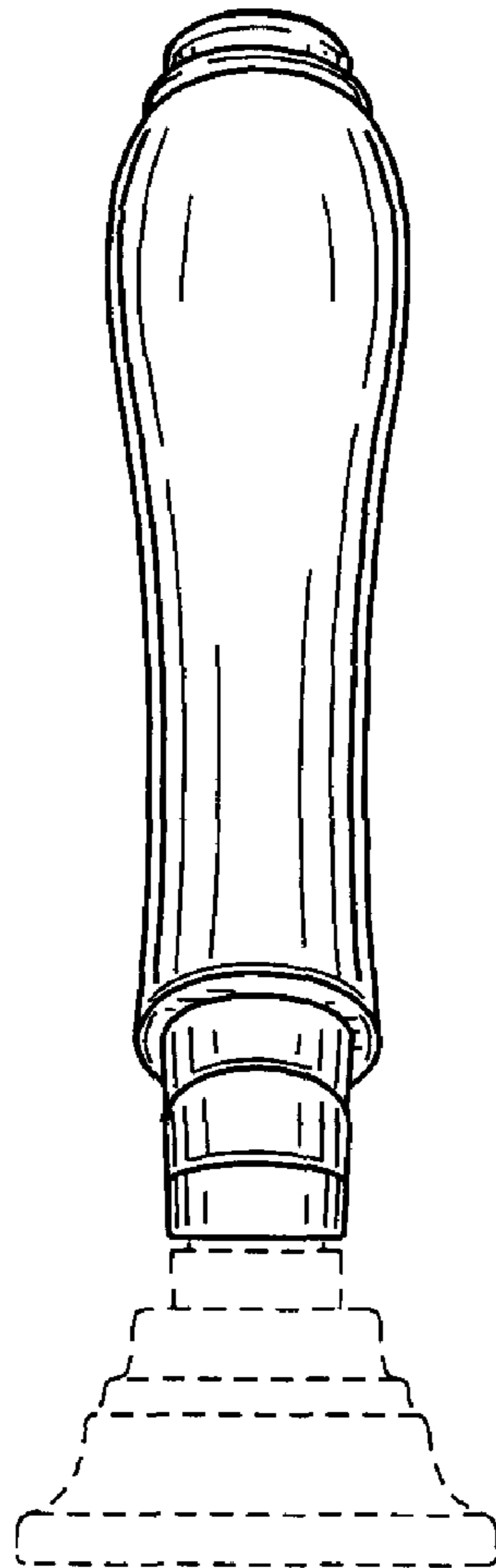


FIG. 5




FIG. 6