



US00D534983S

(12) **United States Design Patent**  
**Testa**

(10) **Patent No.:** **US D534,983 S**  
(45) **Date of Patent:** **\*\* Jan. 9, 2007**

(54) **FIN**

(75) **Inventor:** **Fabio Testa**, Busalla (IT)

(73) **Assignee:** **Salvas Sub S.p.A.**, Castelnuovo Scrvia (IT)

(\*\*) **Term:** **14 Years**

(21) **Appl. No.:** **29/210,022**

(22) **Filed:** **Jul. 26, 2004**

(51) **LOC (8) Cl.** ..... **21-01**

(52) **U.S. Cl.** ..... **D21/806**

(58) **Field of Classification Search** ..... D21/769,  
D21/770, 801, 803, 804, 806, 807, 810; 114/363;  
D2/731, 732; 441/55, 56, 58, 60, 61-66,  
441/68, 69, 72-75, 79

See application file for complete search history.

(56) **References Cited**

**U.S. PATENT DOCUMENTS**

D266,265	S	*	9/1982	Bowden	.....	D21/806
4,752,259	A	*	6/1988	Tackett et al.	.....	441/64
4,838,824	A	*	6/1989	McCredie	.....	441/64
D327,934	S	*	7/1992	Evans	.....	D21/806
D350,801	S	*	9/1994	Dagnino	.....	D21/806
D490,136	S	*	5/2004	Godoy	.....	D21/806
6,955,575	B1	*	10/2005	Hsieh	.....	441/64
2001/0016461	A1	*	8/2001	Kawashima et al.	.....	441/64
2005/0176317	A1	*	8/2005	Hsieh	.....	441/64

**OTHER PUBLICATIONS**

Dive—Wallin's Dive Center Catalog 2002, p. 13, 'Twinns Fins', located in the middle of the page.\*

Performance Diver Catalog, Summer 1994, p. 31, 'GuppyGear-For Kids', located at the top right side of page.\*

Performance Diver Catalog, Summer 1994, p. 30, 'Deac Sub Fins F-1 Fin', located at the bottom of page and second fin from the bottom.\*

\* cited by examiner

*Primary Examiner*—Caron D. Veynar

*Assistant Examiner*—Zenita I Bennett

(74) *Attorney, Agent, or Firm*—Serafini Associates; Franco A. Serafini

(57) **CLAIM**

The ornamental design for a fin, as shown.

**DESCRIPTION**

FIG. 1 is perspective view of a fin, showing my new design;

FIG. 2 is a bottom perspective view thereof;

FIG. 3 is a top plan view thereof;


FIG. 4 is a bottom plan view thereof;

FIG. 5 is a front elevation view thereof shown on an enlarged scale;

FIG. 6 is a rear elevation view thereof shown on an enlarged scale; and,

FIG. 7 is a top and side front perspective view thereof.

**1 Claim, 4 Drawing Sheets**








Fig. 1




Fig. 2






Fig. 3




Fig. 4



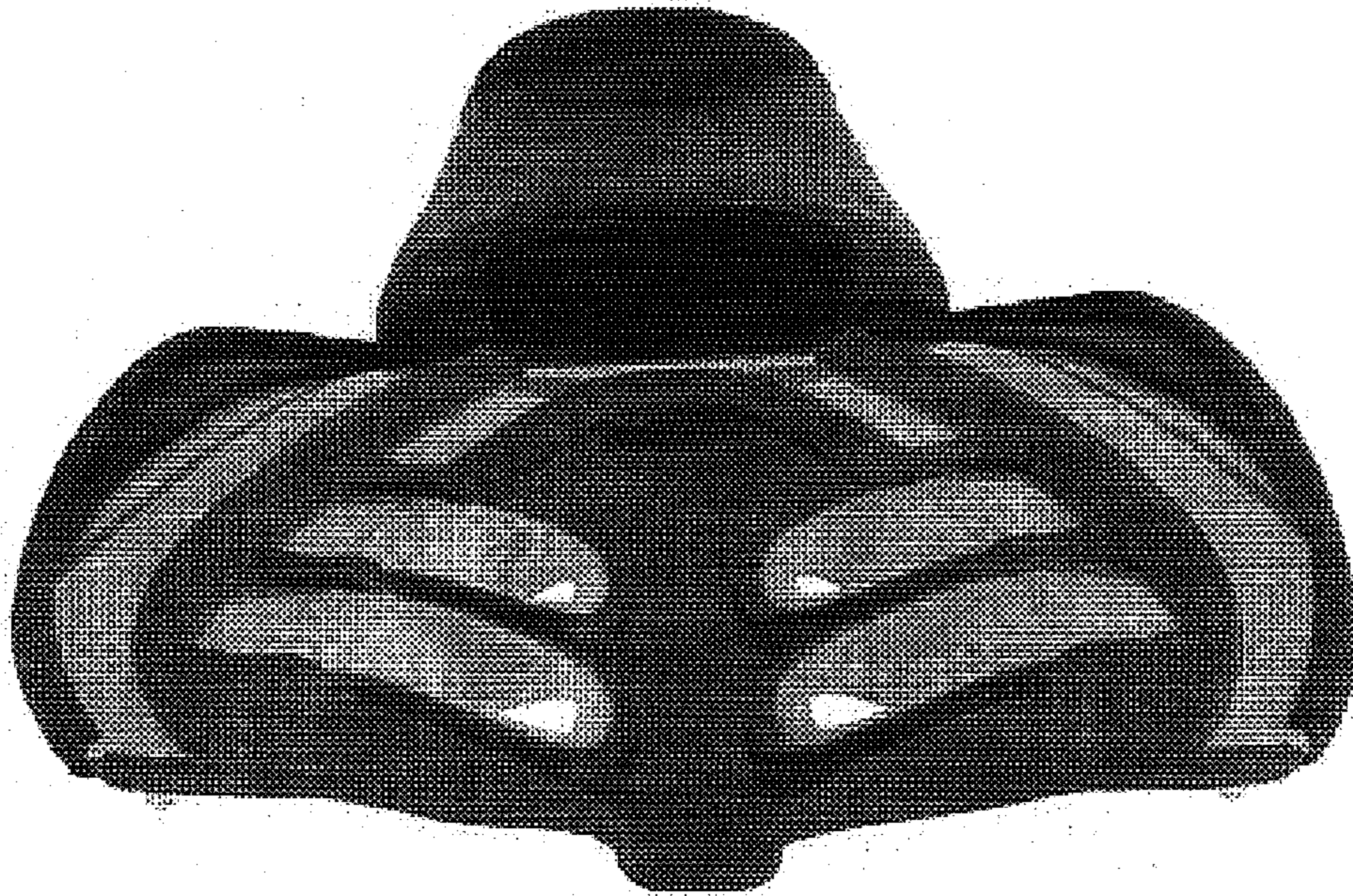


Fig. 5

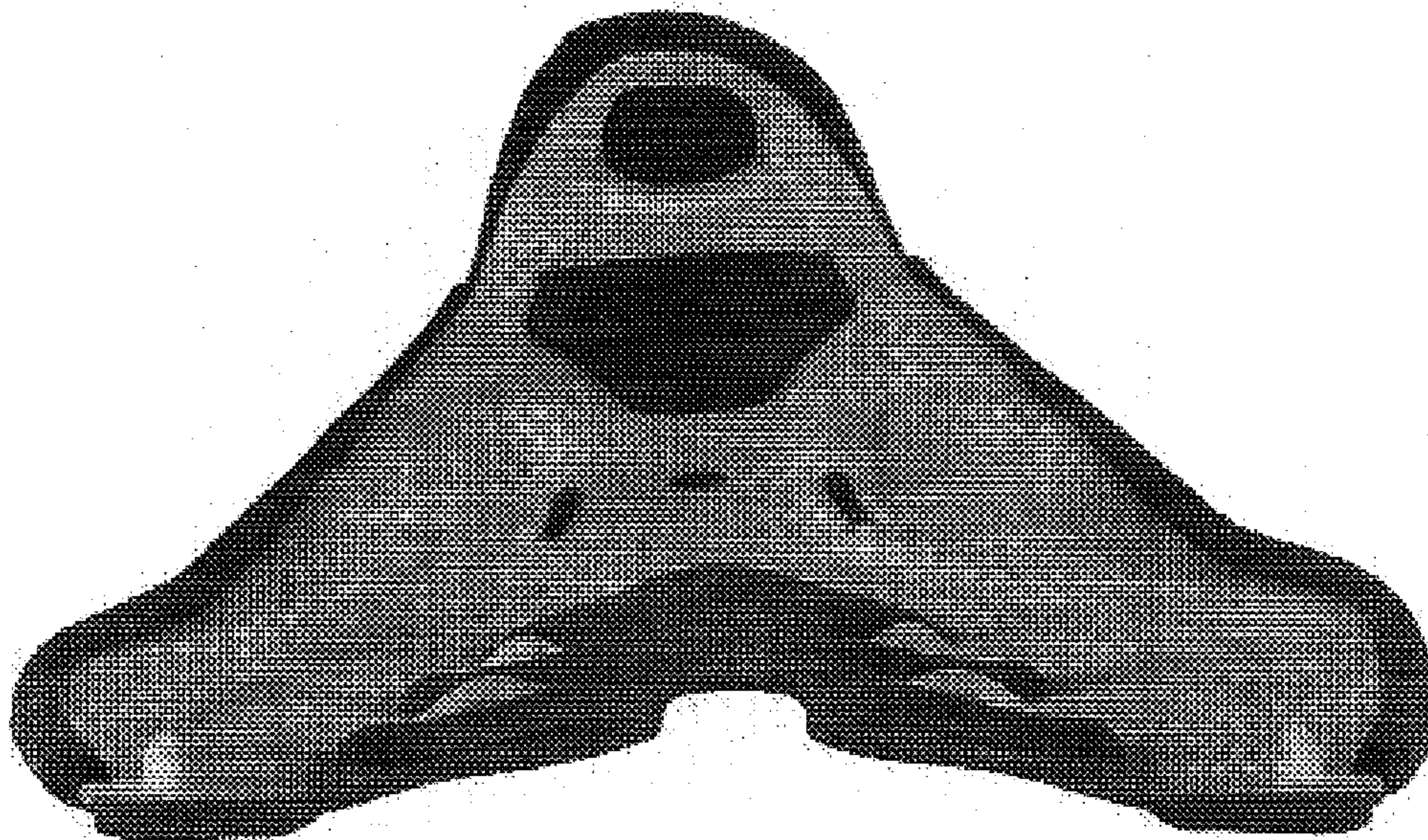


Fig. 6



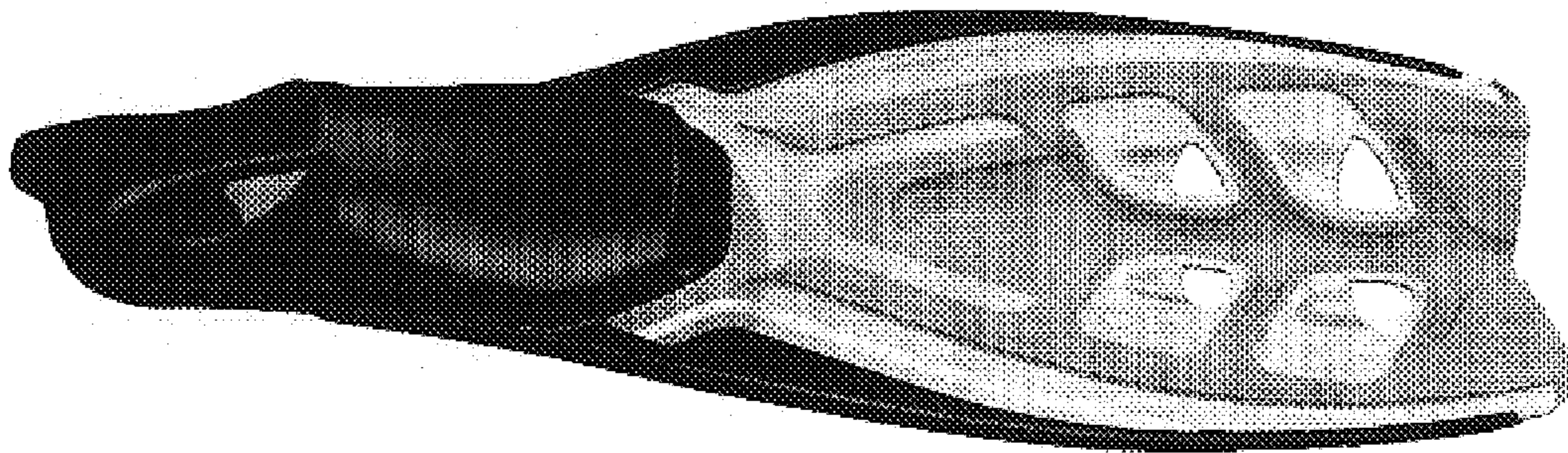


Fig. 7