



US00D534981S

(12) **United States Design Patent**
McGoon, IV

(10) **Patent No.:** **US D534,981 S**
(45) **Date of Patent:** **** Jan. 9, 2007**

(54) **CLEAR WHEEL**

(76) Inventor: **Doug McGoon, IV**, 301 Barhill Ave.,
Pomona, CA (US) 91766

(**) Term: **14 Years**

(21) Appl. No.: **29/231,466**

(22) Filed: **Jun. 3, 2005**

(51) **LOC (8) Cl.** **21-02**

(52) **U.S. Cl.** **D21/779**

(58) **Field of Classification Search** D21/563,
D21/760, 763-765, 771, 779; 301/5.301-5.309,
301/5.7; 280/11.221-11.223, 11.226-11.227,
280/11.231-11.233, 11.24, 11.25
See application file for complete search history.

(56) **References Cited**

U.S. PATENT DOCUMENTS

D169,857 S	*	6/1953	Kling	D12/605
3,669,501 A		6/1972	Derleth		
3,811,737 A		5/1974	Lejeune		
D232,110 S	*	7/1974	Krause	D21/763
4,072,358 A		2/1978	Ridha		
4,252,378 A		2/1981	DeBolt et al.		
4,511,184 A		4/1985	Schauf et al.		
4,702,527 A		10/1987	Kawano		
D296,198 S	*	6/1988	Buchanan	D12/501
4,900,097 A		2/1990	Kostov et al.		
D355,235 S	*	2/1995	Homma	D21/779

D355,464 S	*	2/1995	Wilson et al.	D21/779
5,401,079 A		3/1995	Rooney		
D397,391 S	*	8/1998	Jirout	D21/779
D418,890 S	*	1/2000	Wilson	D21/779
6,030,050 A		2/2000	Ichikawa et al.		
6,460,938 B1		10/2002	Baumgarten		
6,629,735 B1		10/2003	Galy		
6,652,036 B1		11/2003	Mosher		
6,755,485 B1		6/2004	Chase		
2003/0080609 A1		5/2003	Darnell		
2003/0230866 A1		12/2003	Lee		
2004/0095013 A1		5/2004	Gerard		
2005/0062338 A1		3/2005	Vernet et al.		
2005/0269866 A1		12/2005	McGoon		

* cited by examiner

Primary Examiner—Holly Baynham
Assistant Examiner—Cynthia M. Chin
(74) *Attorney, Agent, or Firm*—Knobbe, Martens, Olson & Bear LLP

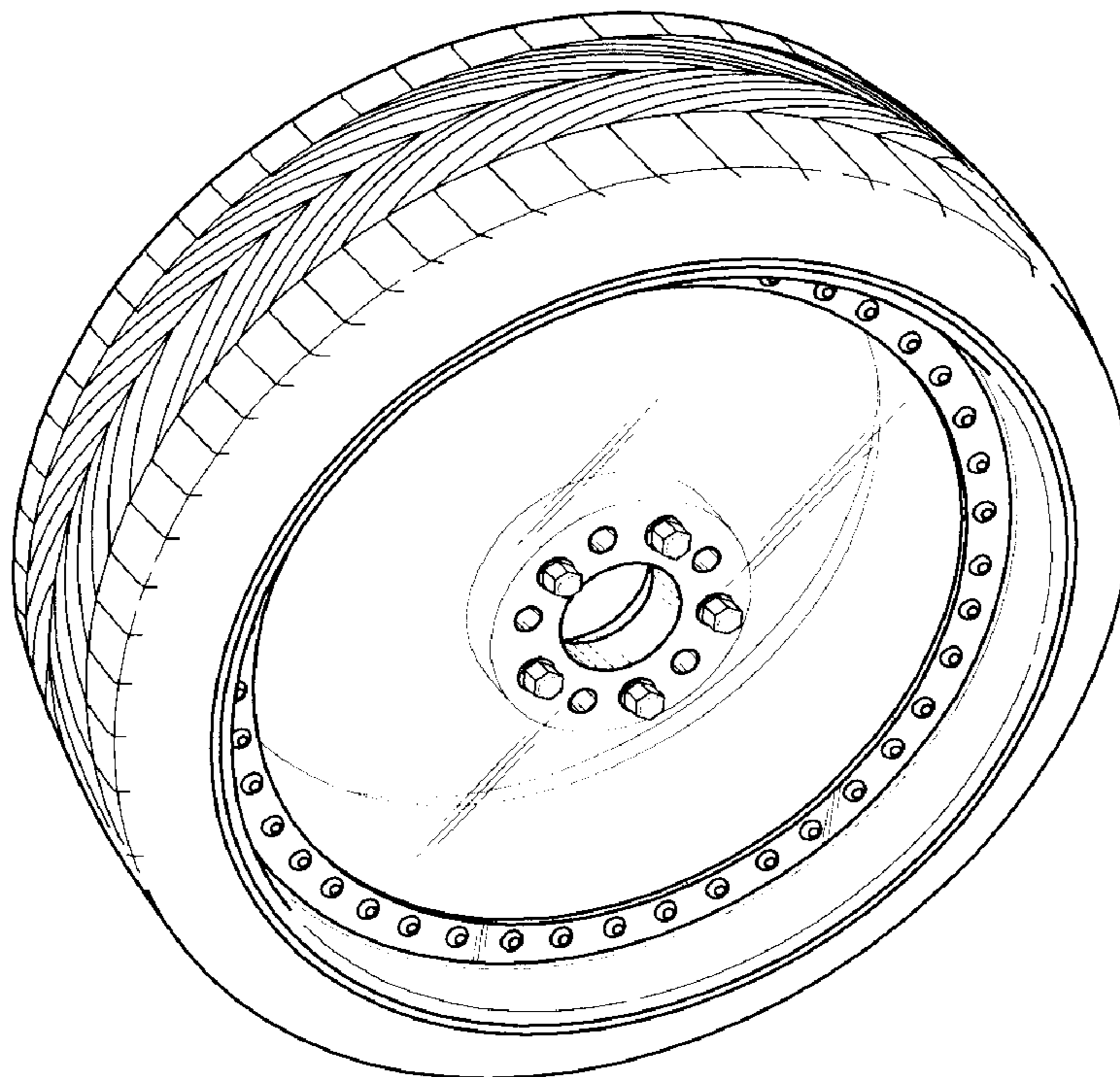
(57) **CLAIM**

The ornamental design for a clear wheel, as shown and described.

DESCRIPTION

FIG. 1 is a perspective view of a clear wheel;
FIG. 2 is a front view thereof; and,
FIG. 3 is a rear view.

1 Claim, 2 Drawing Sheets



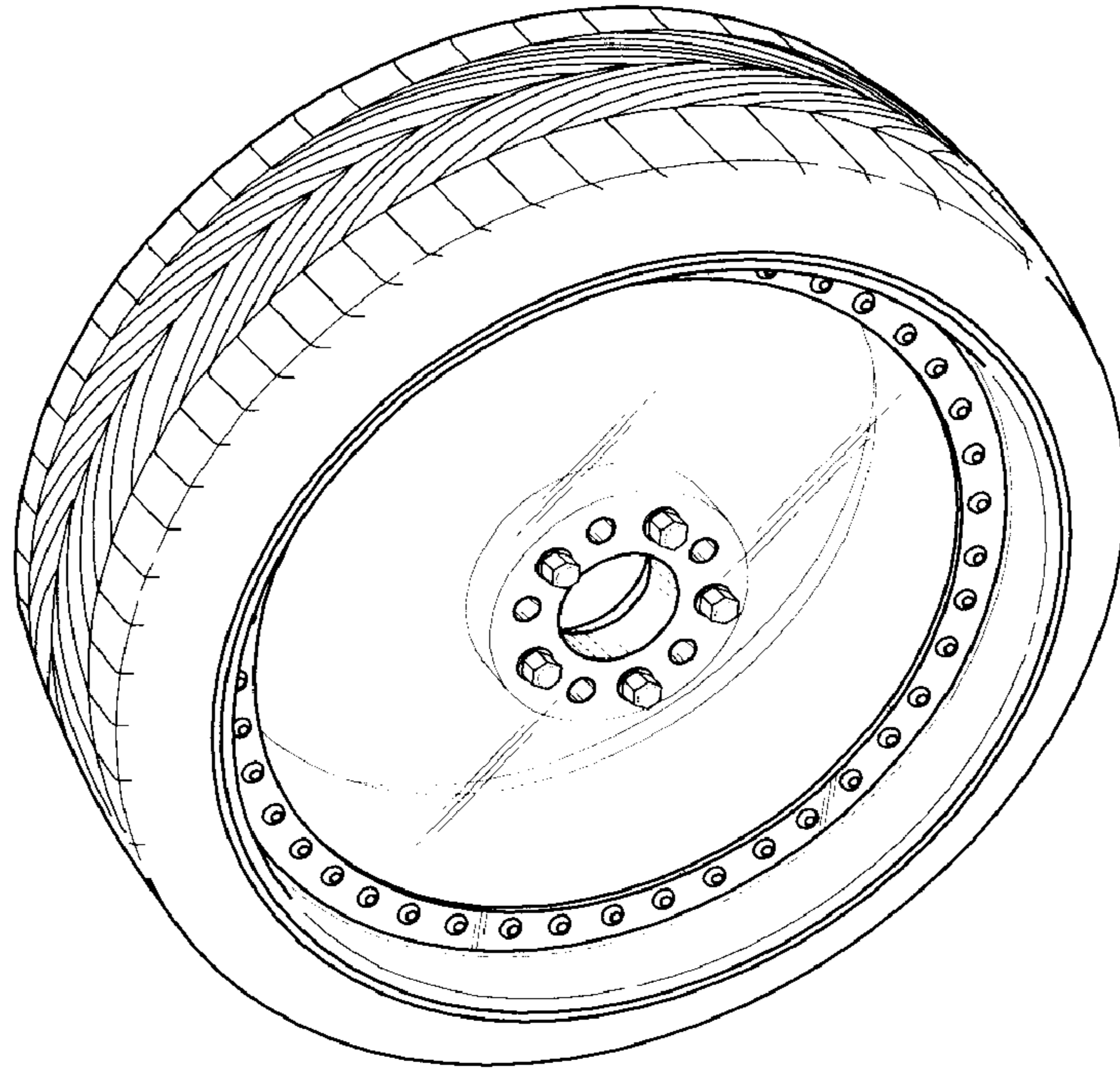


FIG. 1

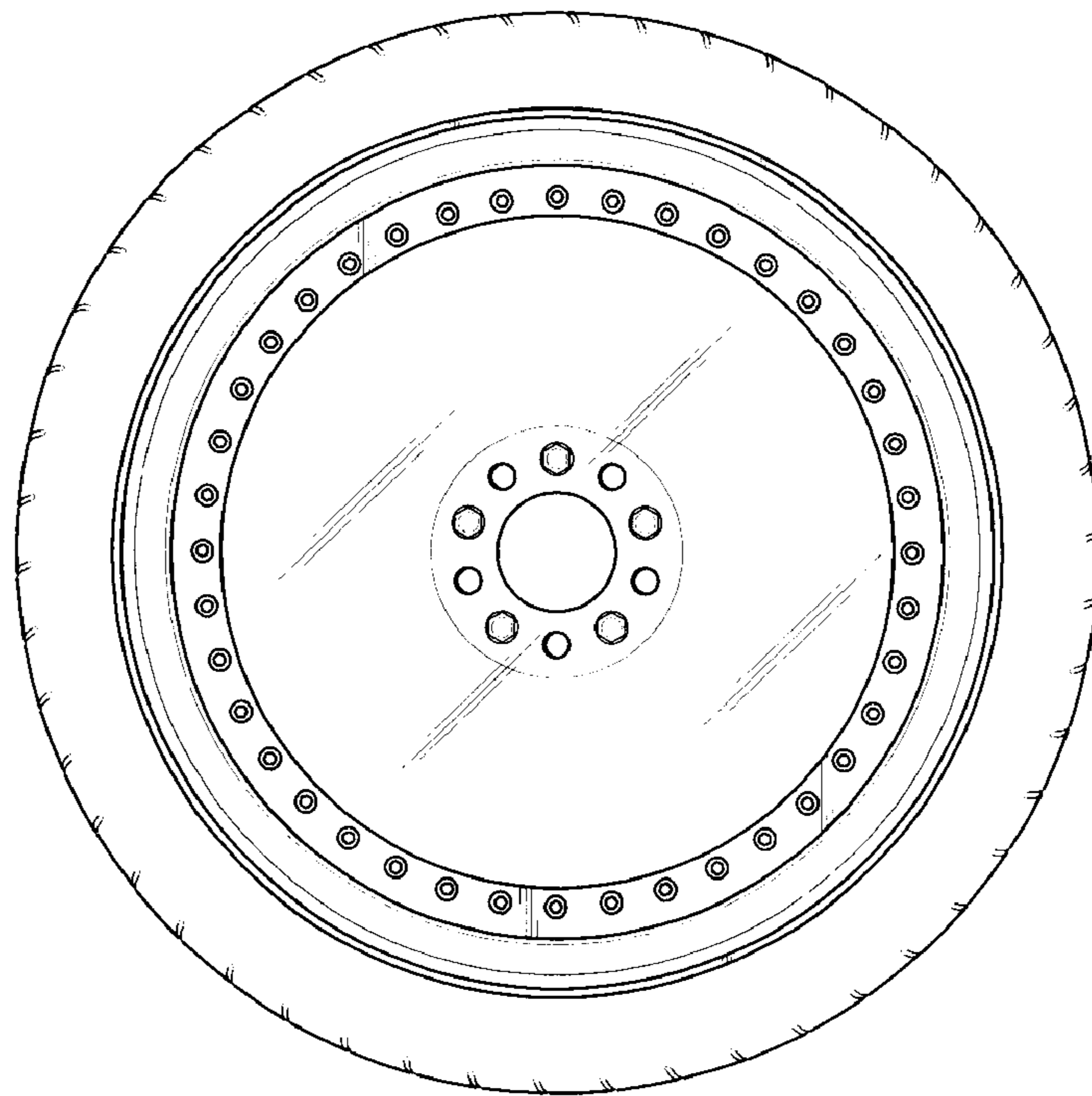


FIG. 2

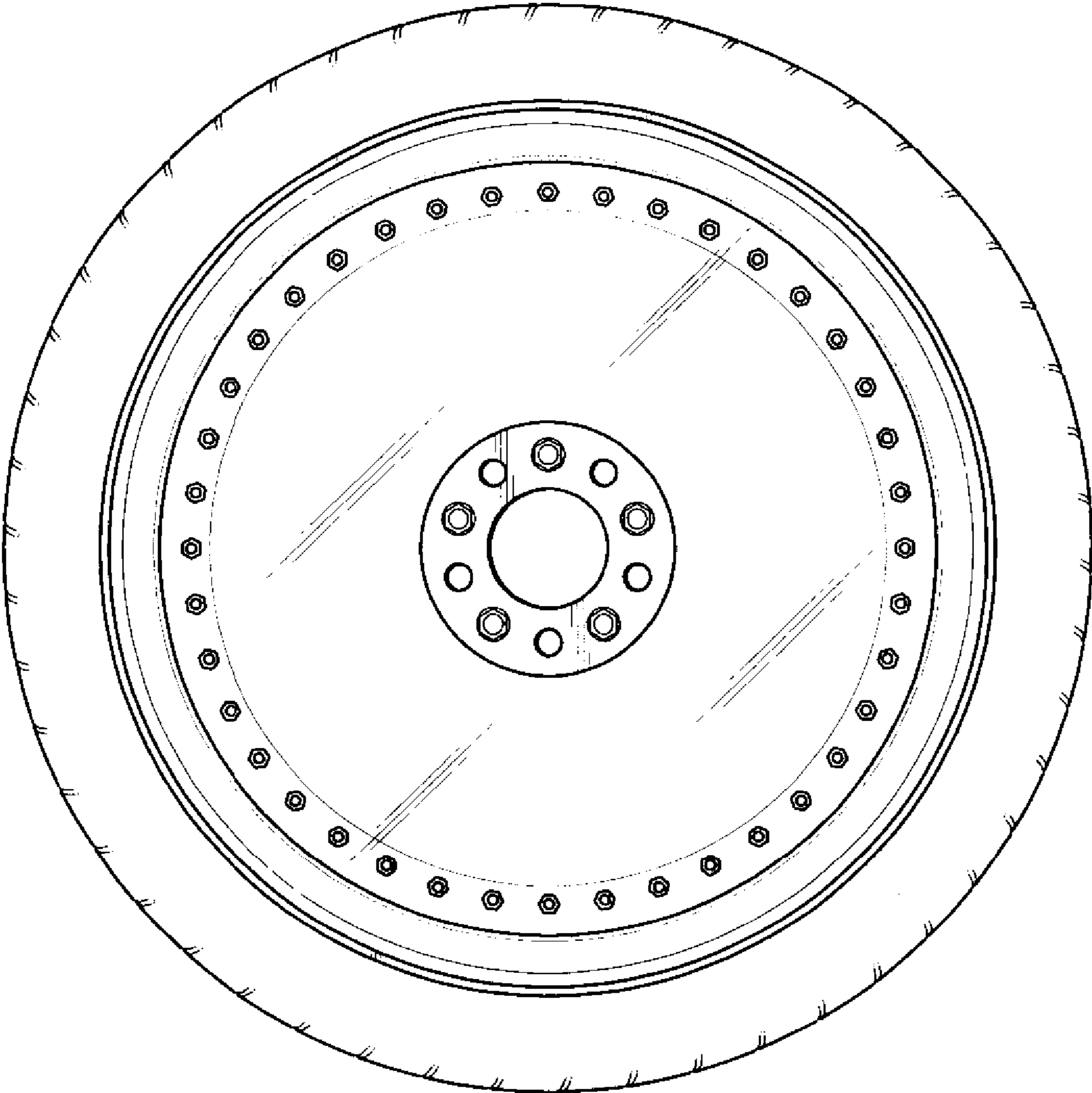


FIG. 3