



US00D534975S

(12) **United States Design Patent**
Norton et al.

(10) **Patent No.:** **US D534,975 S**

(45) **Date of Patent:** **** Jan. 9, 2007**

(54) **GOLF GRIP**

(75) Inventors: **Bruce John Norton**, Laurinburg, NC
(US); **Charles Walter Devaney**,
Laurinburg, NC (US)

(73) Assignee: **Eaton Corporation**, Cleveland, OH
(US)

(**) Term: **14 Years**

(21) Appl. No.: **29/252,275**

(22) Filed: **Jan. 20, 2006**

(51) **LOC (8) Cl.** **21-02**

(52) **U.S. Cl.** **D21/756**

(58) **Field of Classification Search** D21/756,
D21/757; 473/300-303
See application file for complete search history.

(56) **References Cited**

U.S. PATENT DOCUMENTS

| | | | | | |
|------------|---|--------|-----------|-------|---------|
| D235,898 S | * | 7/1975 | Spencer | | D21/756 |
| D235,899 S | * | 7/1975 | Spencer | | D21/756 |
| D244,100 S | * | 4/1977 | Spencer | | D21/756 |
| D259,802 S | * | 7/1981 | Williams | | D21/756 |
| D284,298 S | * | 6/1986 | Kobayashi | | D21/756 |
| D295,207 S | * | 4/1988 | Mahaffey | | D21/756 |

| | | | | | |
|------------|---|---------|--------------------|-------|---------|
| D328,484 S | * | 8/1992 | Hsien | | D21/756 |
| D363,963 S | * | 11/1995 | Boone et al. | | D21/756 |
| D431,851 S | * | 10/2000 | Anderson | | D21/756 |
| D463,521 S | * | 9/2002 | Jones | | D21/756 |
| D469,492 S | * | 1/2003 | Huang | | D21/756 |
| D477,374 S | * | 7/2003 | Huang | | D21/756 |
| D478,141 S | * | 8/2003 | Huang | | D21/756 |
| D512,758 S | * | 12/2005 | Tuerschmann et al. | | D21/756 |
| D524,390 S | * | 7/2006 | Tuerschmann | | D21/756 |
| D525,332 S | * | 7/2006 | Miller | | D21/756 |
| D525,673 S | * | 7/2006 | Miller | | D21/756 |

* cited by examiner

Primary Examiner—Mitchell Siegel

(74) *Attorney, Agent, or Firm*—Daniel S. Kalka

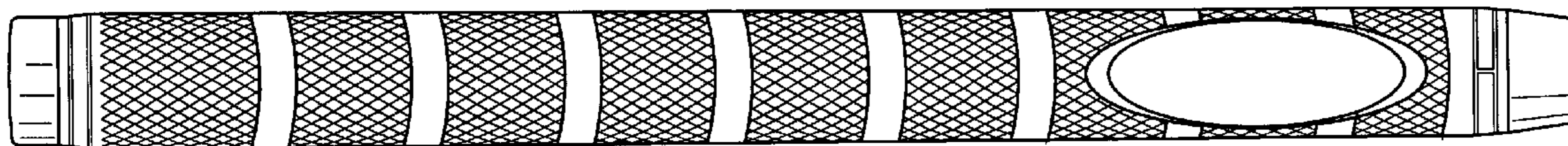
(57) **CLAIM**

The ornamental design for a golf grip, substantially as shown and described.

DESCRIPTION

FIG. 1 is a front elevational view of the golf grip;
FIG. 2 is a rear elevational view;
FIG. 3 is a side elevational view;
FIG. 4 is a top view; and,
FIG. 5 is a bottom view.

1 Claim, 2 Drawing Sheets



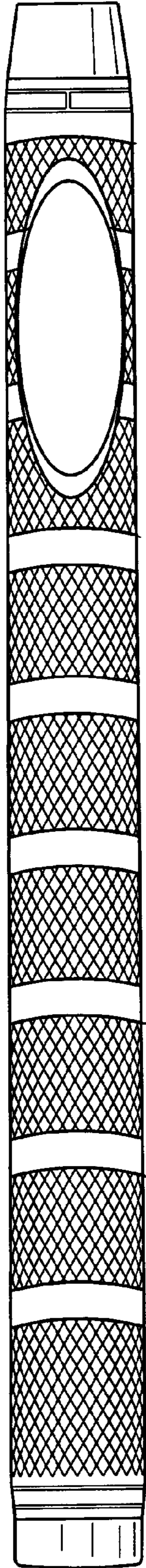


Fig. 1




Fig. 2

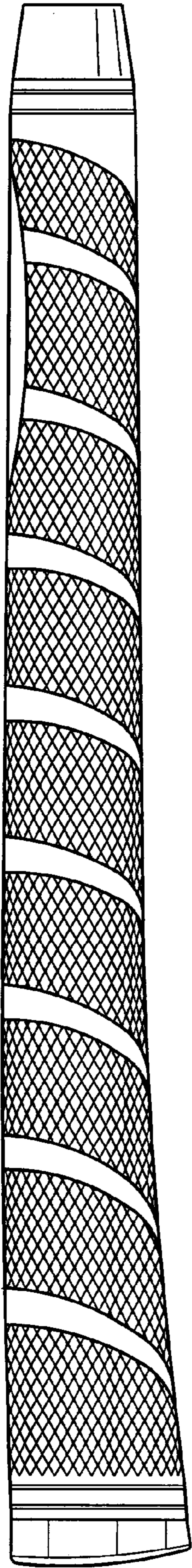


Fig. 3

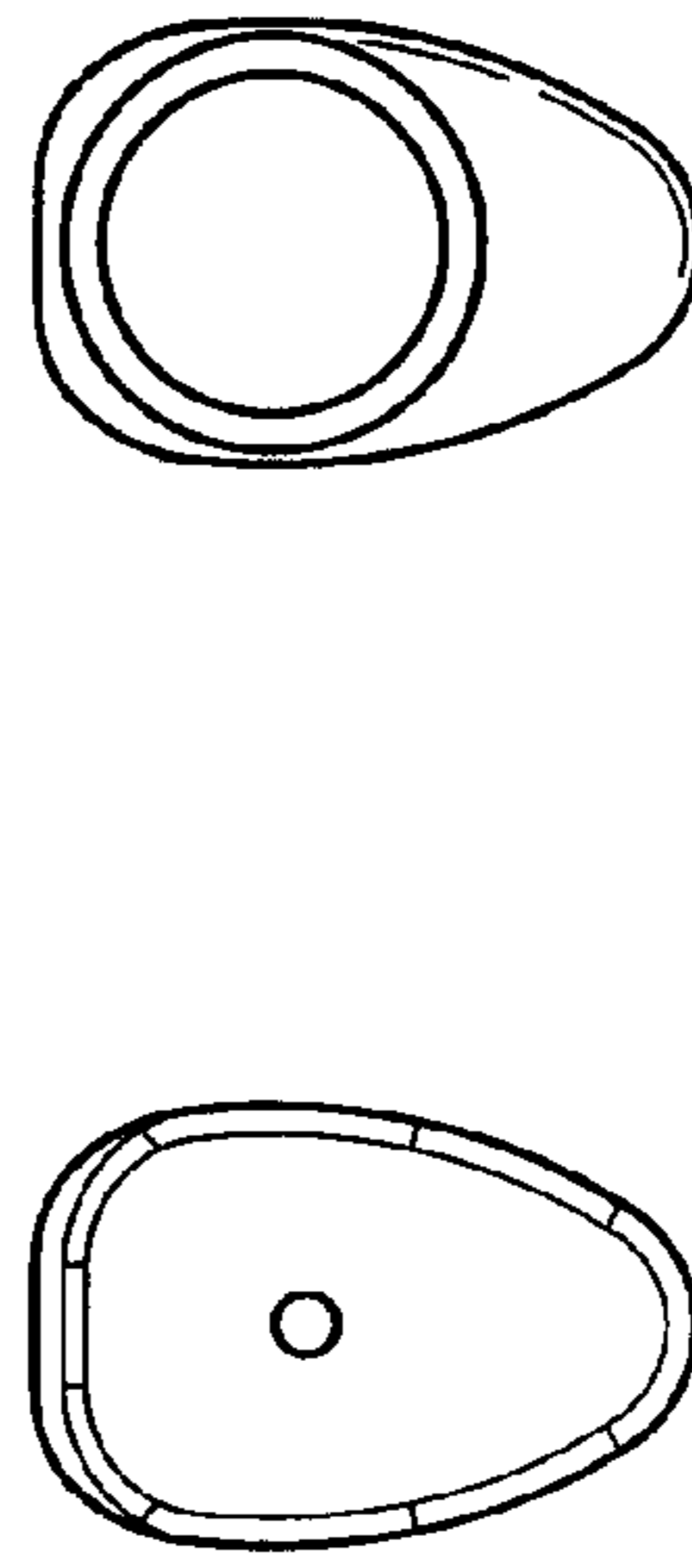


Fig. 4 Fig. 5