



US00D534970S

(12) **United States Design Patent** (10) **Patent No.:** **US D534,970 S**
Saucier (45) **Date of Patent:** **** Jan. 9, 2007**

(54) **TOY**
(76) Inventor: **Aldric J. Saucier**, 106 Canal St.,
Grasonville, MD (US) 21638
(**) Term: **14 Years**
(21) Appl. No.: **29/209,191**
(22) Filed: **Jul. 12, 2004**

D390,893 S * 2/1998 Conley et al. D21/631
D410,476 S * 6/1999 Gomi et al. D15/199
6,126,507 A 10/2000 Lieberman
6,203,393 B1 3/2001 Flynn
6,231,346 B1 5/2001 Sagi-Dolev
6,261,149 B1 7/2001 Moore
D453,199 S * 1/2002 Sawai et al. D21/578
6,638,136 B1 10/2003 Lee et al.
2003/0176146 A1 9/2003 Norman

(51) **LOC (8) Cl.** **21-01**
(52) **U.S. Cl.** **D21/578**
(58) **Field of Classification Search** D21/621,
D21/623, 625, 645-649, 659, 578-583; 446/268,
446/305, 360-361, 376, 379, 382-384, 136;
434/266-267, 272
See application file for complete search history.

FOREIGN PATENT DOCUMENTS

EP 0337960 10/1989
FR 2559072 8/1985

* cited by examiner

Primary Examiner—Janice Seeger
Assistant Examiner—Zenia I. Bennett

(56) **References Cited**
U.S. PATENT DOCUMENTS

152,250 A 6/1874 Powers
3,520,078 A 7/1970 Klamer
4,411,097 A 10/1983 Murakami
4,571,199 A 2/1986 Murakami
4,581,904 A 4/1986 Lehmann et al.
4,605,383 A 8/1986 Horiuchi
D288,831 S * 3/1987 Man D21/578
4,674,990 A 6/1987 Ohno
4,687,459 A 8/1987 Lockett
4,696,656 A 9/1987 Torres et al.
4,708,687 A 11/1987 Goldberg et al.
4,740,187 A * 4/1988 Rasmussen et al. 446/73
4,817,936 A 4/1989 Matsuda
5,019,010 A 5/1991 Nikaido et al.
5,090,935 A 2/1992 Monson
5,090,938 A 2/1992 Reynolds
5,098,327 A 3/1992 Ferrero
5,310,378 A 5/1994 Shannon
D371,174 S * 6/1996 Tsai D21/578
D389,203 S * 1/1998 Glickman et al. D21/578

(57) **CLAIM**

The ornamental design for a toy, as shown and described.

DESCRIPTION

FIG. 1 is a front perspective view of the present toy, wherein the portion of the toy shown in phantom is not part of the design sought to be patented and is provided for environmental purposes only.

FIG. 2 is a front elevation view of FIG. 1, wherein the portion of the toy shown in phantom is not part of the design sought to be patented and is provided for environmental purposes only.

FIG. 3 is a rear elevation view of FIG. 1.

FIG. 4 is a left side view of the present toy, and the right side view is a mirror image thereof, wherein the portion of the toy shown in phantom is not part of the design sought to be patented and is provided for environmental purposes only.

FIG. 5 is a top view of FIG. 1; and,

FIG. 6 is a bottom view of FIG. 1.

1 Claim, 2 Drawing Sheets




FIG.1




FIG.5

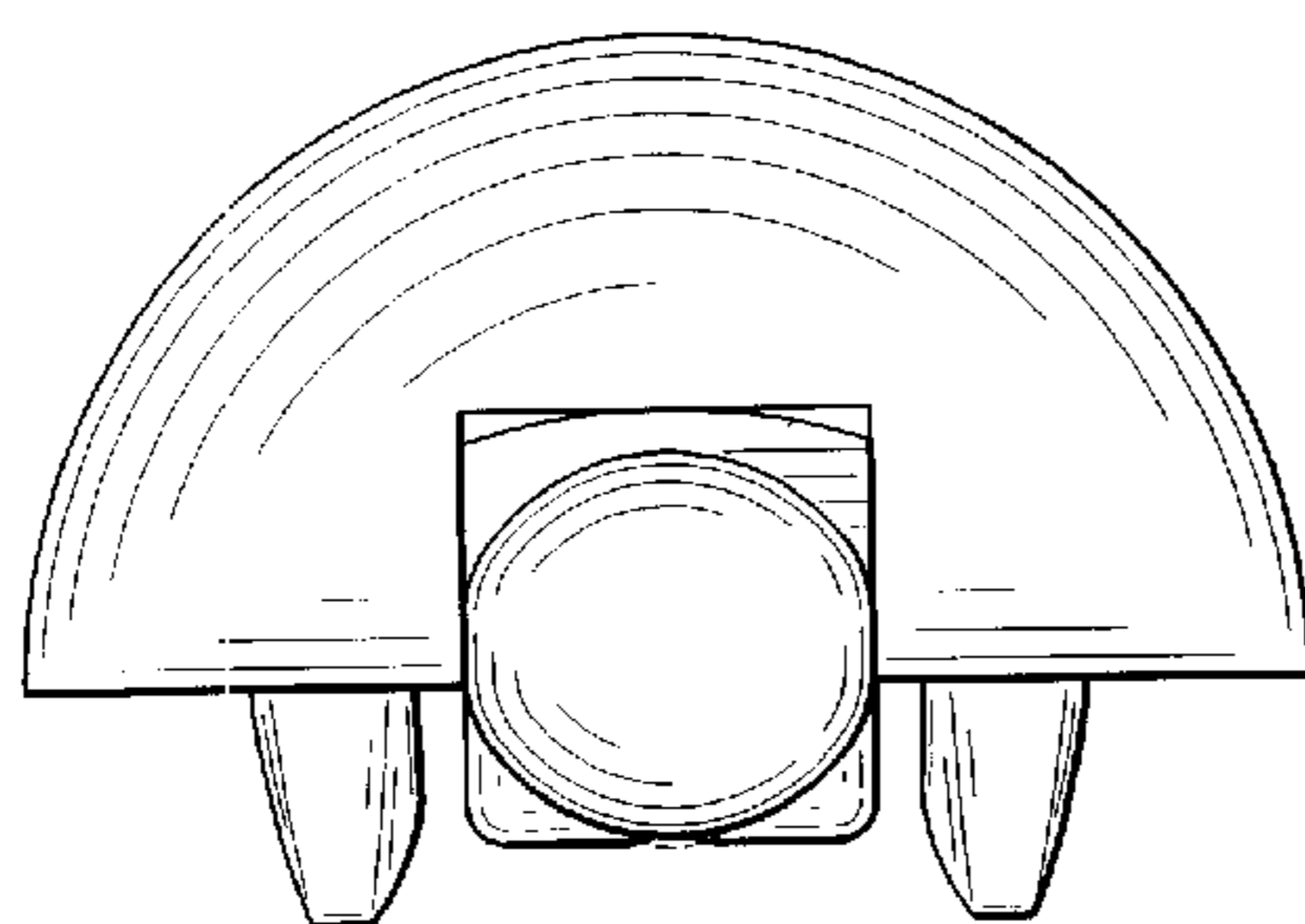


FIG.6

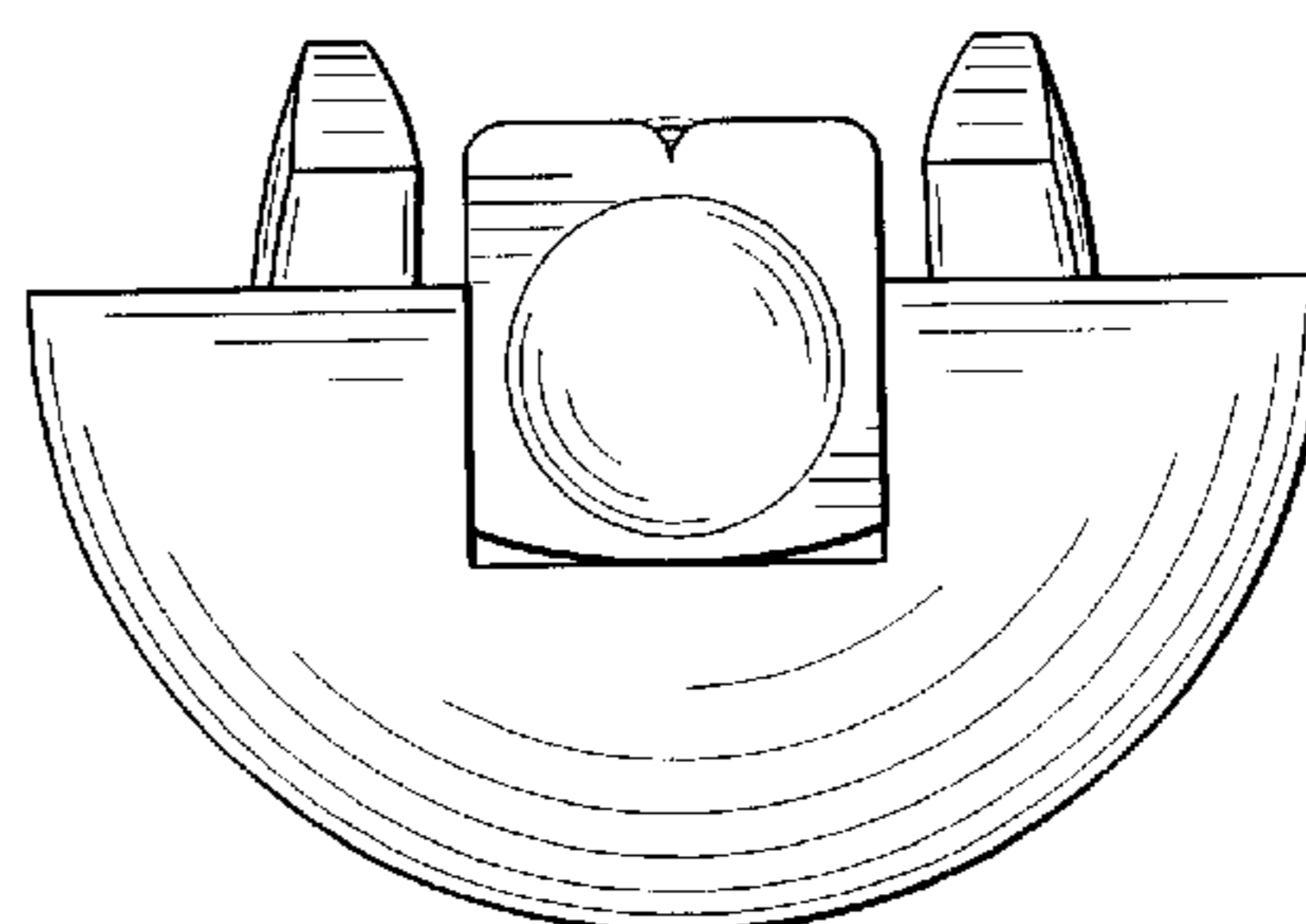


FIG.2

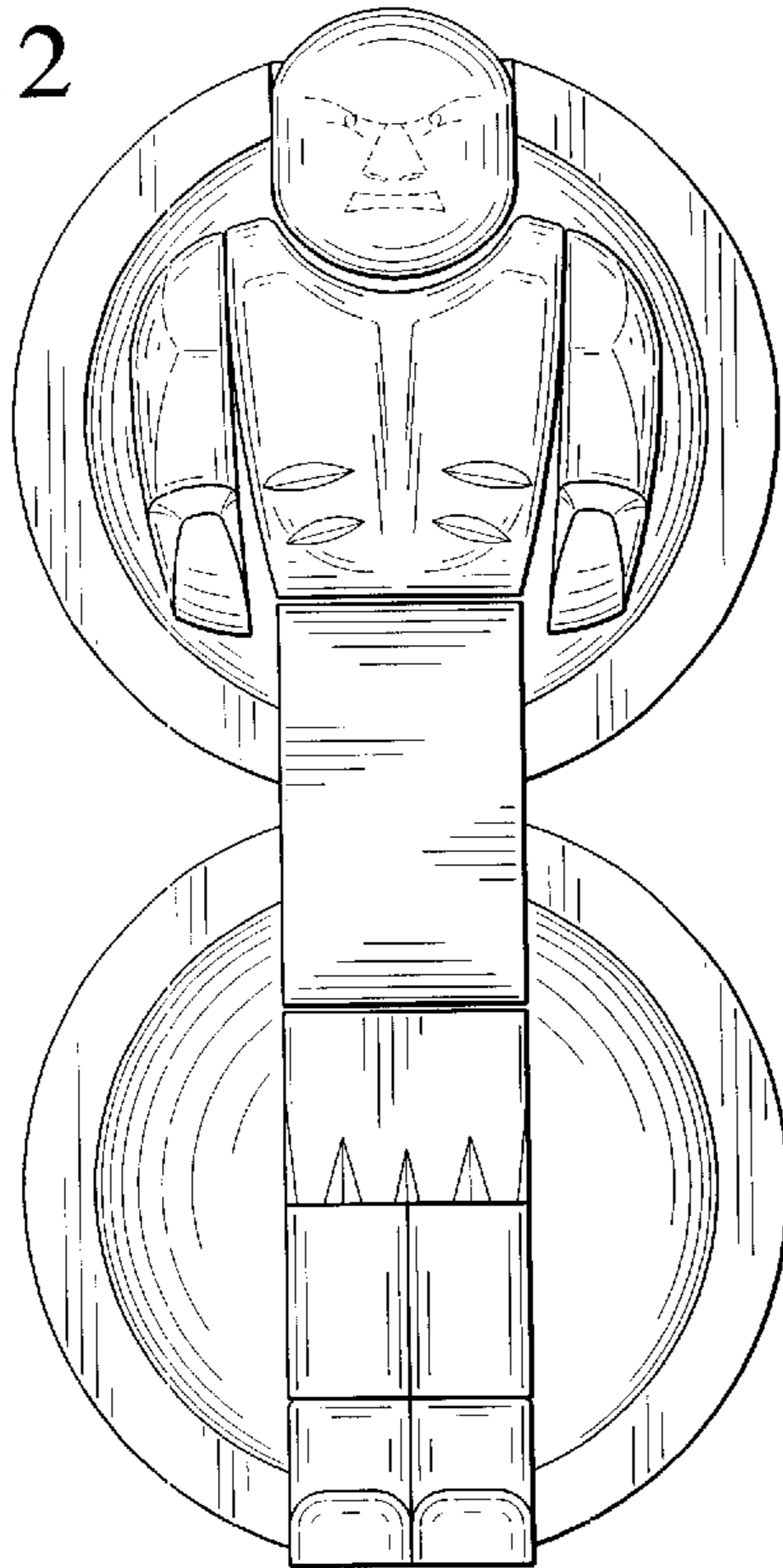


FIG.3

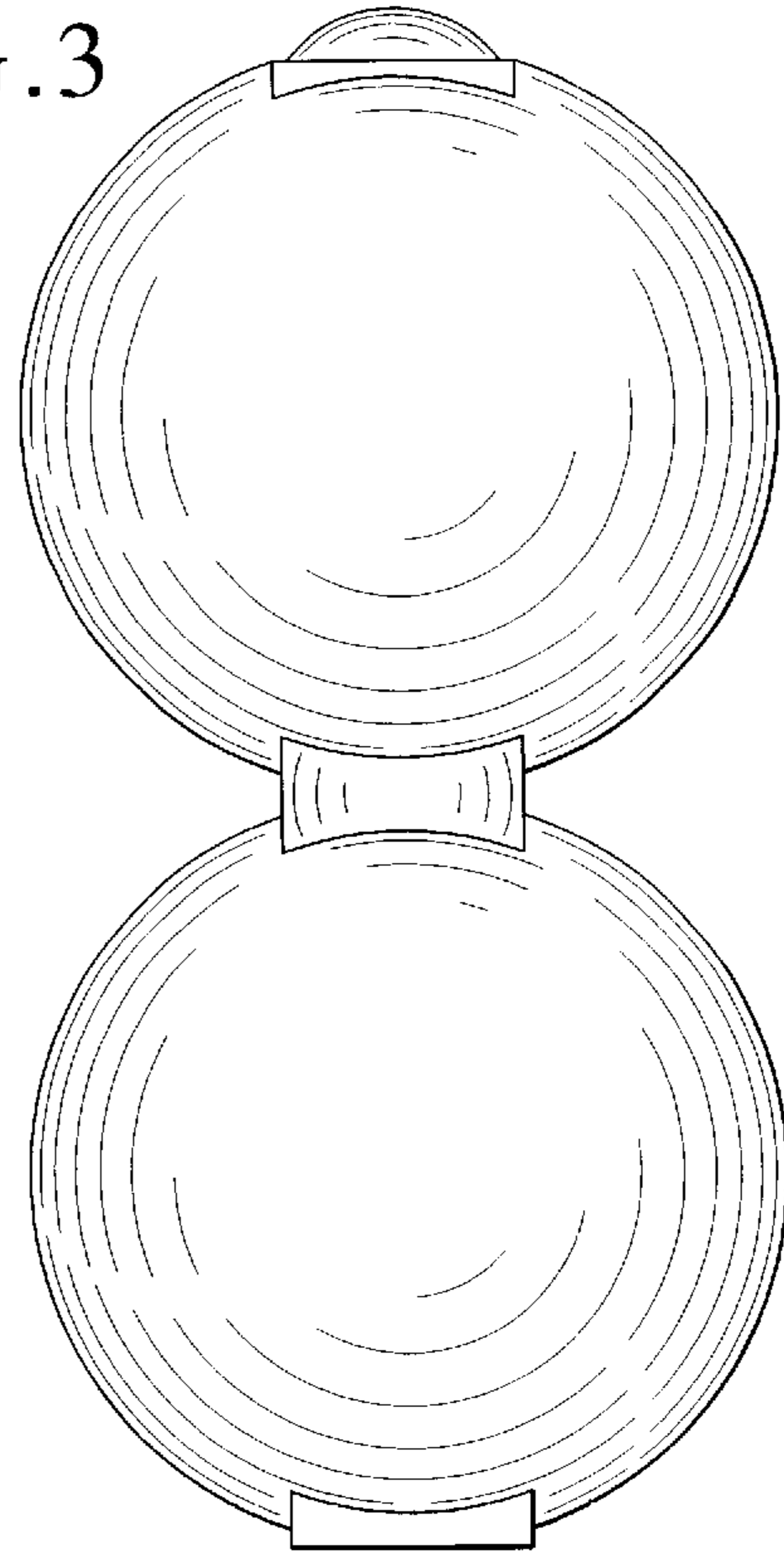


FIG.4

