



US00D534958S

(12) **United States Design Patent**
Nishida

(10) **Patent No.:** **US D534,958 S**

(45) **Date of Patent:** **** Jan. 9, 2007**

(54) **PEN**
(75) **Inventor:** **Tsuyoshi Nishida**, Tokyo (JP)
(73) **Assignee:** **Mitsubishi Pencil Co., Ltd.**, Tokyo (JP)
(**) **Term:** **14 Years**

D457,187 S * 5/2002 Mittersinker et al. D19/51
D483,065 S * 12/2003 Cetera D19/36
D491,984 S * 6/2004 Piacenza D19/51
D495,744 S * 9/2004 Ikeda D19/51
D497,643 S 10/2004 Nishida
D509,536 S * 9/2005 Nishida D19/43

* cited by examiner

Primary Examiner—Elizabeth A. Albert
(74) *Attorney, Agent, or Firm*—Foley & Lardner LLP

(21) **Appl. No.:** **29/230,940**
(22) **Filed:** **May 31, 2005**

(57) **CLAIM**

The ornamental design for a pen, as shown and described.

(51) **LOC (8) Cl.** **19-06**
(52) **U.S. Cl.** **D19/51**
(58) **Field of Classification Search** D19/36,
D19/37, 41–51, 54–57; 24/11 R, 11 F, 11 P;
401/52, 99, 100, 104, 105, 106, 107, 108,
401/109, 192, 195, 243–247
See application file for complete search history.

DESCRIPTION

FIG. 1 is a perspective view of a pen showing my new design;
FIG. 2 is a front elevational view thereof;
FIG. 3 is a rear elevational view thereof;
FIG. 4 is a right side elevational view thereof; the left side elevational view is a mirror image of the right side;
FIG. 5 is a top plan view thereof; and,
FIG. 6 is a bottom plan view thereof.

(56) **References Cited**
U.S. PATENT DOCUMENTS

D195,750 S * 7/1963 Rosler et al. D19/51
D394,877 S * 6/1998 Hsieh D19/56

1 Claim, 1 Drawing Sheet

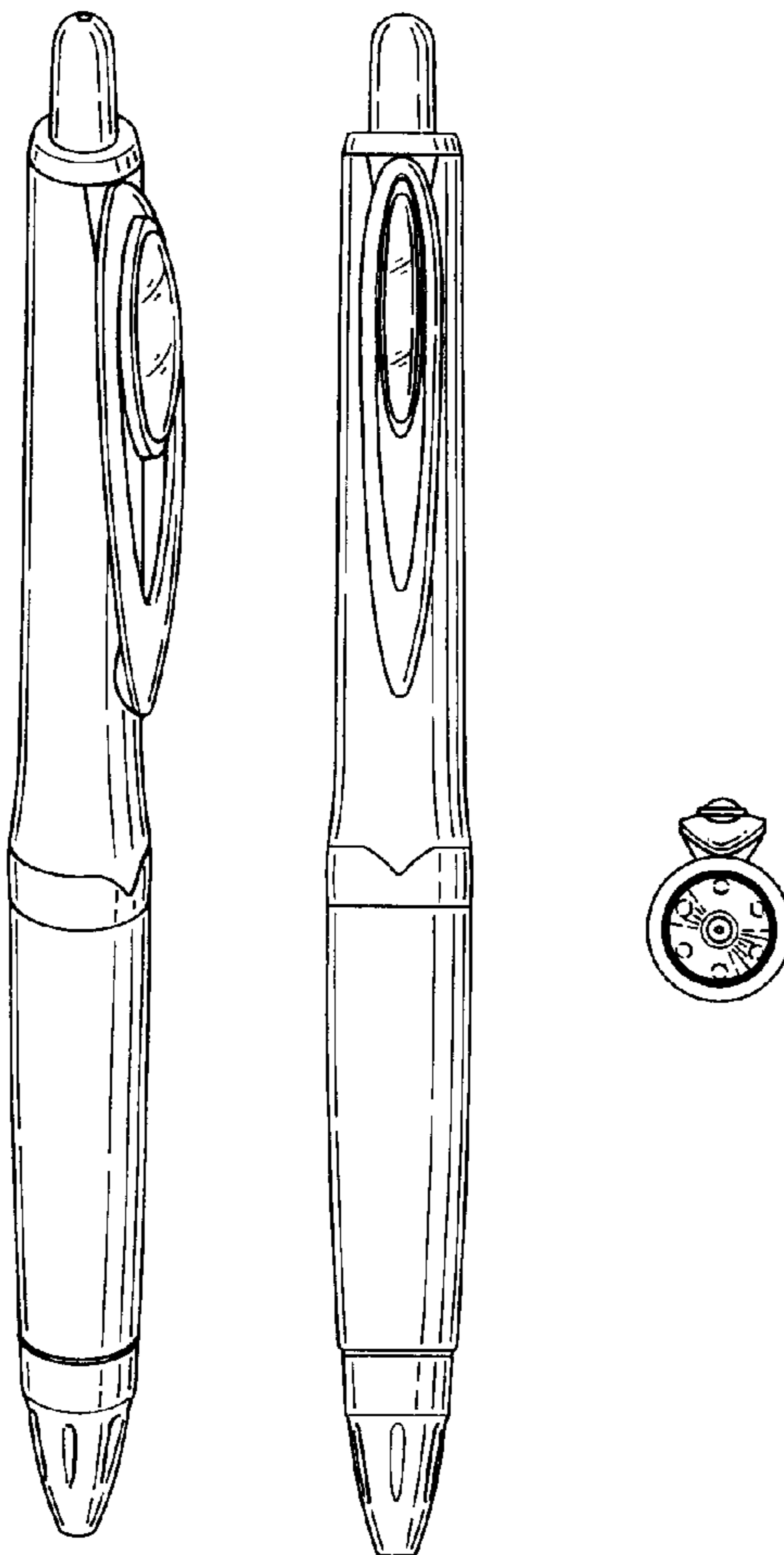


Fig.1



Fig.2

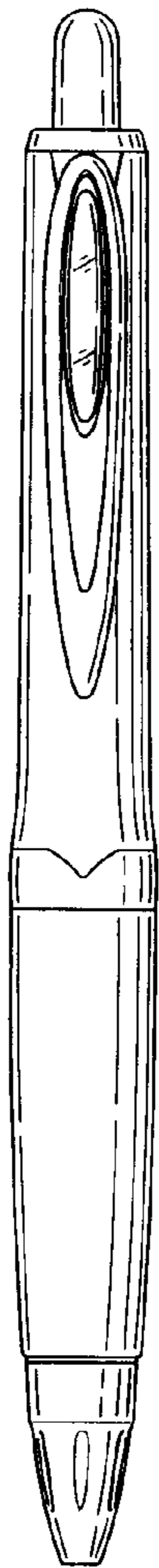


Fig.3

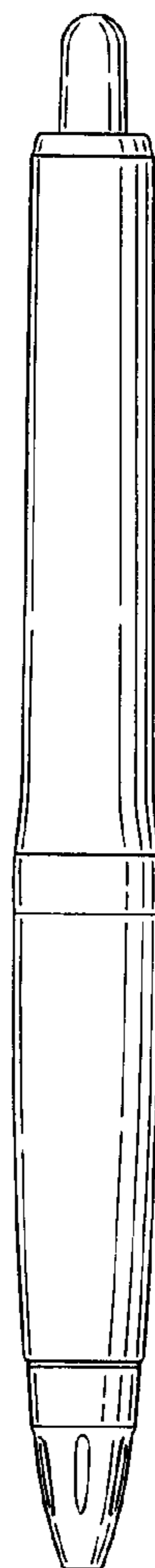


Fig.4



Fig.5

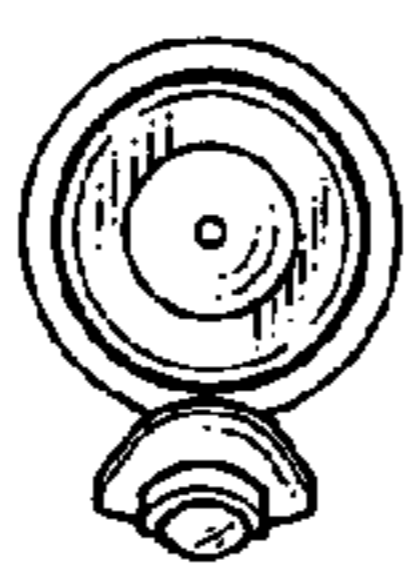


Fig.6

