



US00D534952S

(12) **United States Design Patent**  
**Wittmeyer, Jr.**

(10) **Patent No.:** **US D534,952 S**

(45) **Date of Patent:** **\*\* Jan. 9, 2007**

(54) **EASEL PAD**

(75) Inventor: **Larry E. Wittmeyer, Jr.**, Lake Lotawana, MO (US)

(73) Assignee: **Cardinal Brands, Inc.**, Lawrence, KS (US)

(\*\*) Term: **14 Years**

(21) Appl. No.: **29/222,182**

(22) Filed: **Jan. 26, 2005**

(51) **LOC (8) Cl.** ..... **19-04**

(52) **U.S. Cl.** ..... **D19/26**

(58) **Field of Classification Search** ..... D19/26,  
D19/27, 28, 29, 30, 31, 32, 33, 86; 206/232;  
248/451, 452, 459; 281/15.1, 33, 39, 44,  
281/45; 283/63.1, 64

See application file for complete search history.

(56) **References Cited**

**U.S. PATENT DOCUMENTS**

634,673	A	*	10/1899	Ruda	206/493
885,420	A	*	4/1908	Ansell	281/15.1
1,555,642	A	*	9/1925	Deutsch	434/410
1,631,192	A	*	6/1927	Dunlap	434/410
D119,165	S	*	2/1940	Guild	D19/92
2,302,568	A	*	11/1942	Pitt	24/67.5
4,105,224	A	*	8/1978	Rodebaugh et al.	281/15.1
4,713,274	A	*	12/1987	Minor	428/40.1
4,807,907	A	*	2/1989	Lancaster	462/18
4,810,007	A	*	3/1989	Nam	281/15.1
D346,622	S	*	5/1994	Miller	D19/78

5,607,067	A	*	3/1997	Morrissey	211/50
5,788,080	A	*	8/1998	Sill et al.	206/554
D411,231	S	*	6/1999	Bigelow	D19/32
6,935,659	B1	*	8/2005	Weaver	281/44
2004/0229193	A1		11/2004	Wittmeyer, Jr.	

\* cited by examiner

*Primary Examiner*—Janice E. Seeger

*Assistant Examiner*—Elizabeth Albert

(74) *Attorney, Agent, or Firm*—Stinson Morrison Hecker

(57) **CLAIM**

The ornamental design for an easel pad, as shown and described.

**DESCRIPTION**

FIG. 1 is a perspective view of an easel pad showing my new design;

FIG. 2 is a front elevation view of the easel pad shown in FIG. 1;

FIG. 3 is a top plan view of the easel pad shown in FIG. 1;

FIG. 4 is a back elevation view of the easel pad shown in FIG. 1;

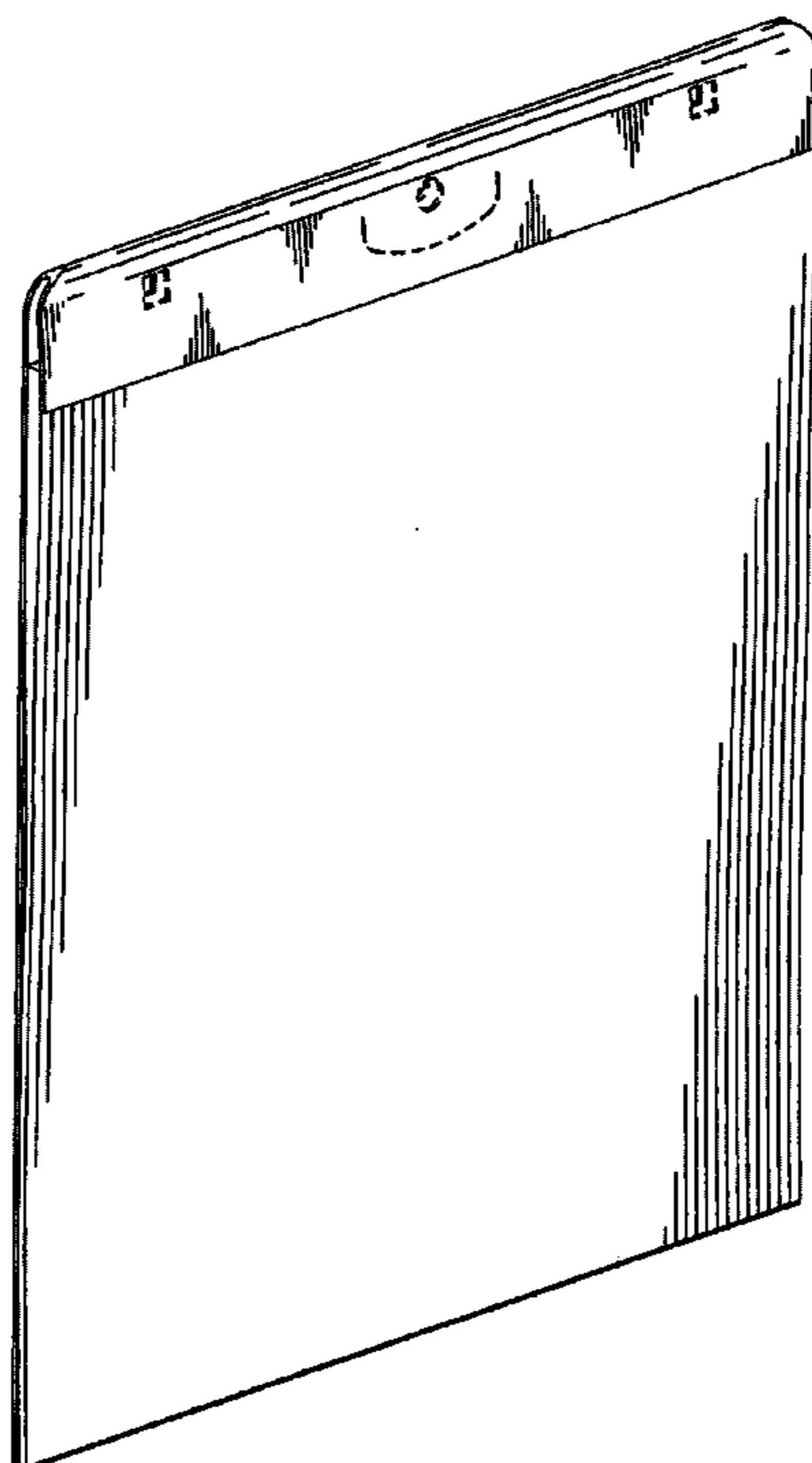
FIG. 5 is a bottom plan view of the easel pad shown in FIG. 1;

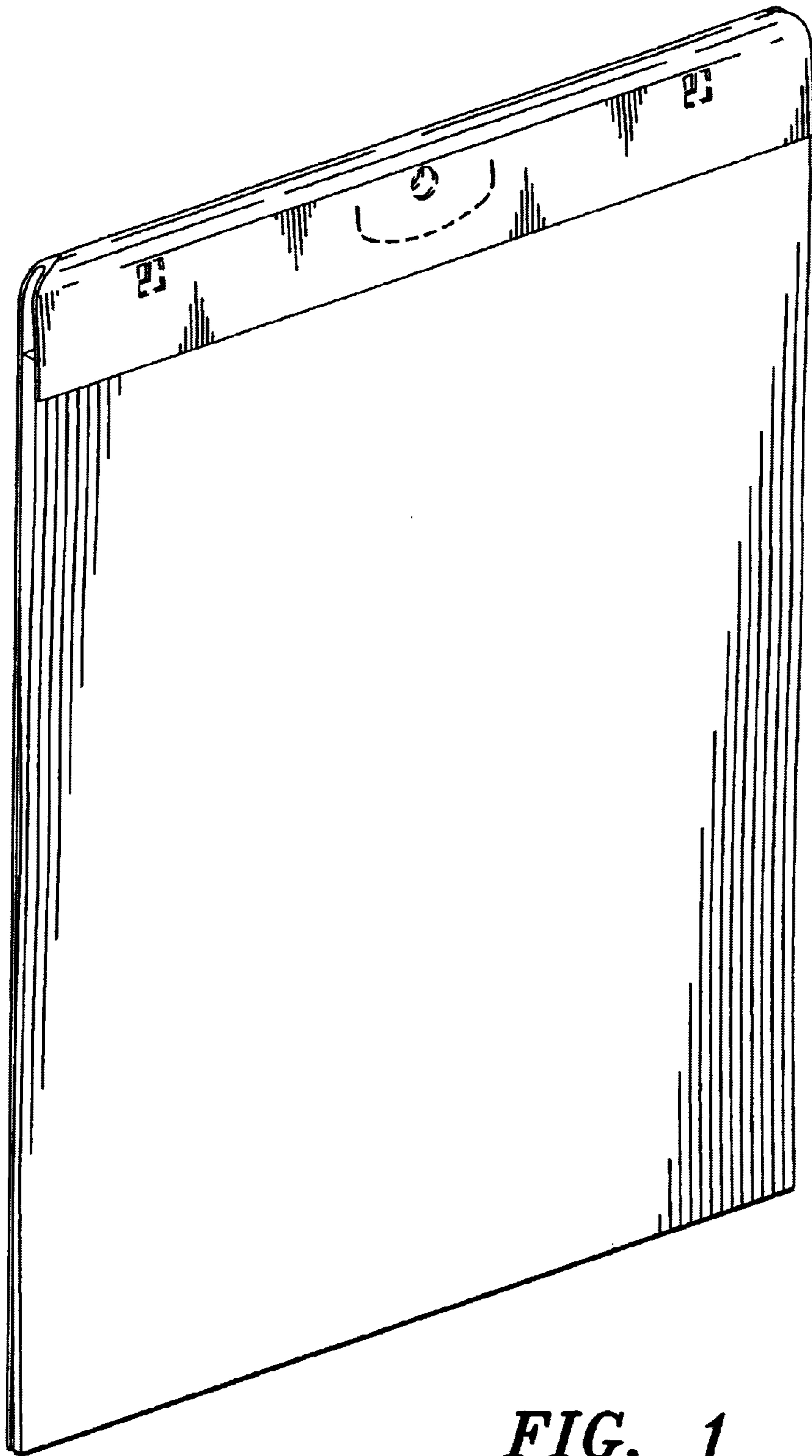
FIG. 6 is a side view of the easel pad shown in FIG. 1; and,

FIG. 7 is an opposite side view from that shown in FIG. 6 and is a mirror image of FIG. 6;


The broken lines are included only for the purpose of illustrating environmental elements and form no part of the claimed design.

**1 Claim, 4 Drawing Sheets**







**FIG. 1**




*FIG. 2*



*FIG. 3*



*FIG. 4*



*FIG. 5*



*FIG. 6*



*FIG. 7*