



US00D534914S

(12) **United States Design Patent**
Florindo

(10) **Patent No.:** **US D534,914 S**

(45) **Date of Patent:** **** Jan. 9, 2007**

(54) **DECORATIVE FLAT SCREEN FRAME**

(76) **Inventor:** **Dora C. Florindo**, 3156 NW. 67th Ct.,
Fort Lauderdale, FL (US) 33309

(**) **Term:** **14 Years**

(21) **Appl. No.:** **29/216,813**

(22) **Filed:** **Nov. 9, 2004**

(51) **LOC (8) Cl.** **14-02**

(52) **U.S. Cl.** **D14/450**

(58) **Field of Classification Search** D14/371,
D14/450, 441-446; D6/300, 302-307; 361/680-686,
361/690-696; 273/148 B; 40/594; 248/442.2
See application file for complete search history.

(56) **References Cited**

U.S. PATENT DOCUMENTS

- 5,464,214 A * 11/1995 Griffin 273/148 B
- 5,564,209 A * 10/1996 Zagnoli 40/594
- 5,638,096 A * 6/1997 Schwartz 248/442.2
- D381,642 S * 7/1997 Kiger et al. D14/450

- D460,626 S * 7/2002 Risdon D6/300
- 6,550,172 B1 4/2003 Korpai
- 6,615,526 B1 9/2003 Pitcher et al.
- D487,465 S 3/2004 Korpai
- D495,705 S * 9/2004 Borsboom D14/371
- D496,042 S * 9/2004 Borsboom D14/371

* cited by examiner

Primary Examiner—Freda S. Nunn

(74) *Attorney, Agent, or Firm*—Melvin K. Silverman; Yi Li

(57) **CLAIM**

The ornamental design for a decorative flat screen frame, as shown and described.

DESCRIPTION


FIG. 1 is a perspective view of the decorative flat screen frame showing my new design.

FIG. 2 is a front view thereof shown at an angle.

FIG. 3 is an enlarged side view thereof; and,

FIG. 4 is an enlarged top view thereof.

1 Claim, 4 Drawing Sheets






FIG. 1




FIG. 2

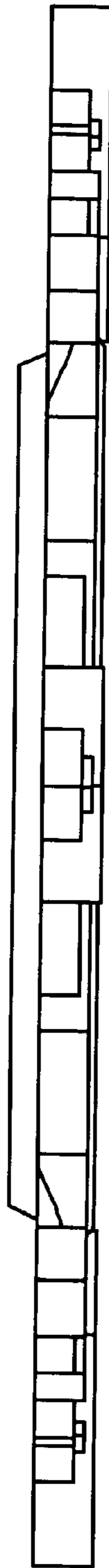


FIG. 3

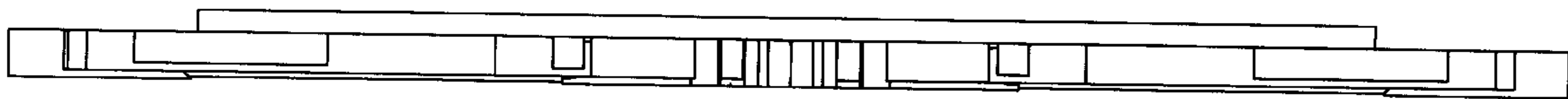


FIG. 4