



US00D534912S

(12) **United States Design Patent**
Tagliabue et al.

(10) **Patent No.:** **US D534,912 S**
(45) **Date of Patent:** **** Jan. 9, 2007**

(54) **MODULAR DATA COMMUNICATION
DEVICE**

(75) Inventors: **Giovanni Tagliabue**, Milan (IT);
Frazer McKimm, Milan (IT); **Gen Ito**,
Milan (IT)

(73) Assignee: **Pirelli S.p.A.**, Milan (IT)

(**) Term: **14 Years**

(21) Appl. No.: **29/219,177**

(22) Filed: **Dec. 15, 2004**

Related U.S. Application Data

(62) Division of application No. 29/183,616, filed on Jun. 16,
2003, now Pat. No. Des. 507,569.

(30) **Foreign Application Priority Data**

Dec. 17, 2002 (IT) MI2002 O 000849

(51) **LOC (8) Cl.** **14-02**

(52) **U.S. Cl.** **D14/434**

(58) **Field of Classification Search** D14/356,
D14/358, 434, 432-3, 188, 191, 155; 361/679-87,
361/600, 622, 627-36, 724-5; 312/223.1,
312/223.2

See application file for complete search history.

(56) **References Cited**

U.S. PATENT DOCUMENTS

5,515,239 A 5/1996 Kamerman et al. 361/727
5,604,662 A 2/1997 Anderson et al. 361/685

D391,944 S 3/1998 Han D14/356
5,835,353 A 11/1998 Dalby 361/727
D435,558 S * 12/2000 Tong et al. D14/434
D436,109 S 1/2001 Tong et al. D14/434
D458,606 S 6/2002 Tritschler et al. D14/398
D458,608 S 6/2002 Tong et al. D14/434
D465,223 S 11/2002 Milan D14/434

FOREIGN PATENT DOCUMENTS

KR 173968 2/1996
WO PCT/EP 02/14482 12/2002

* cited by examiner

Primary Examiner—M. H. Tung

(74) *Attorney, Agent, or Firm*—Finnegan, Henderson,
Farabow, Garrett & Dunner, L.L.P.

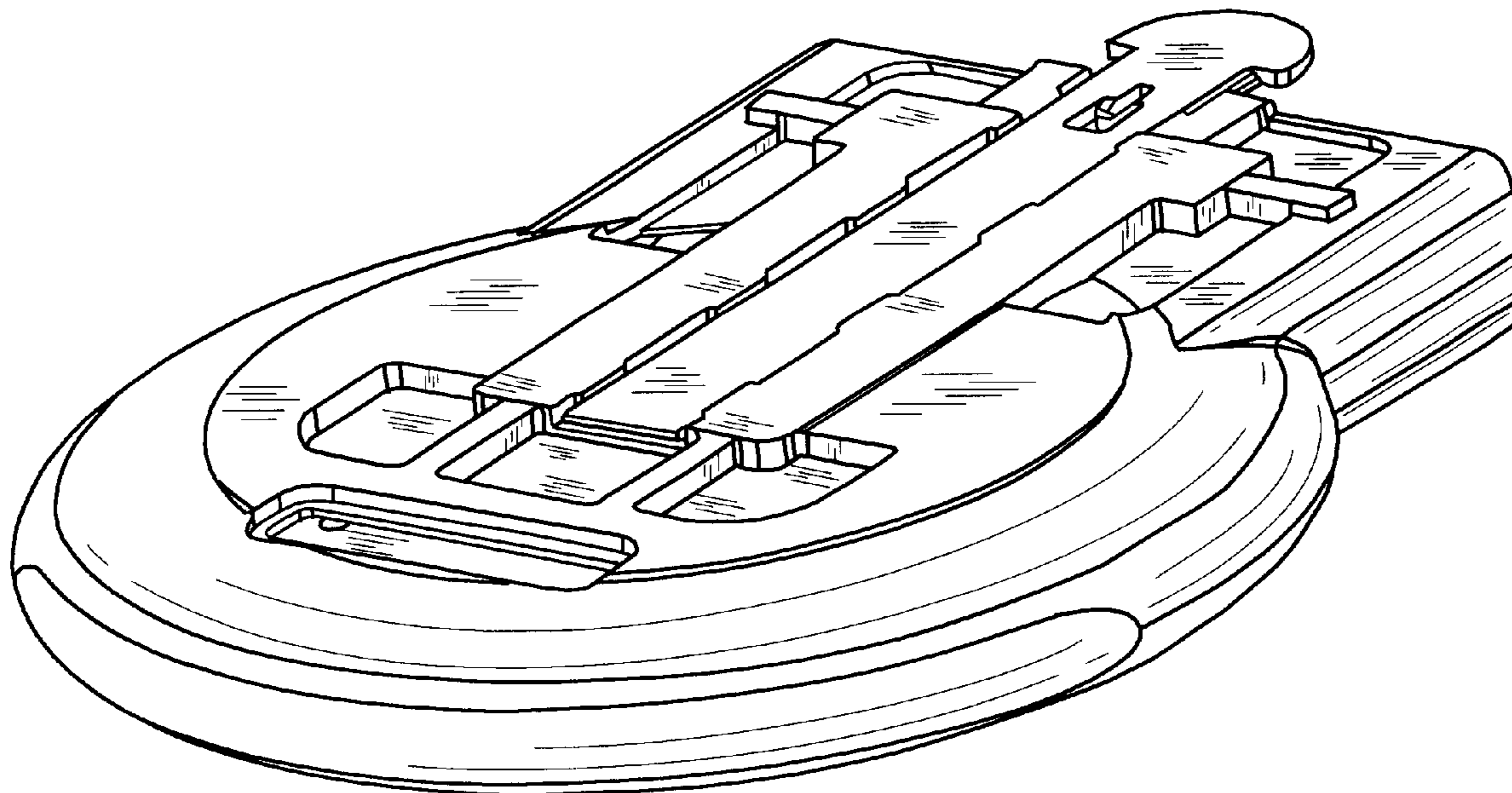
(57) **CLAIM**

The ornamental design for the modular data communication
device, as shown and described.

DESCRIPTION

FIG. 1 is a top, front perspective view of the modular data
communication device of our new design;
FIG. 2 is a bottom plan view thereof;
FIG. 3 is a top plan view thereof;
FIG. 4 is a rear view thereof; and,
FIG. 5 is a left side view thereof, the right, side view being
a mirror image thereof, with the exception of the circum-
ferential extent of the outer, rim-like element on the front of
the design at its midline, that element extending further
along the left side than on the right side, as shown in FIGS.
1—3.

1 Claim, 3 Drawing Sheets



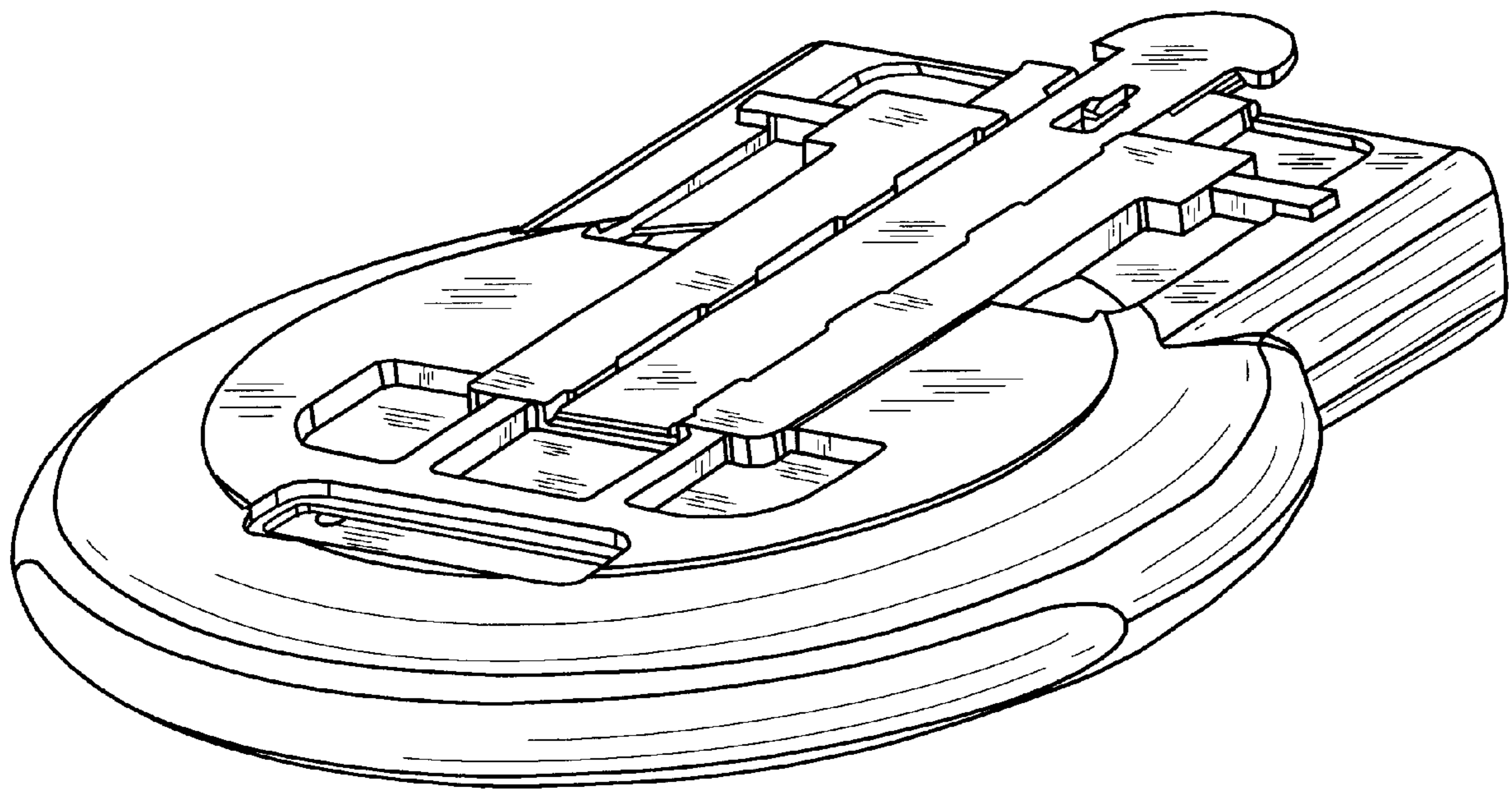


FIG. 1

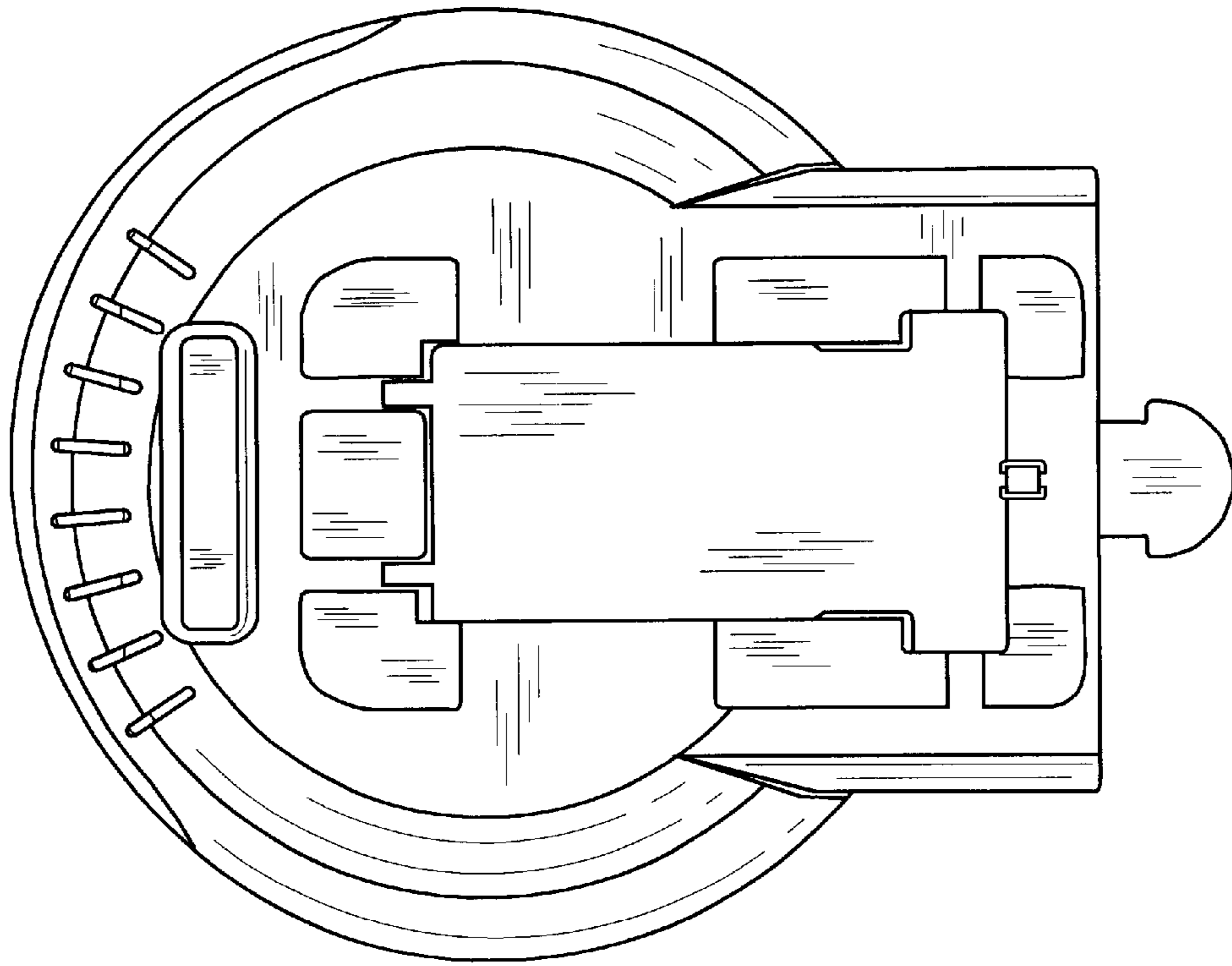


FIG. 2

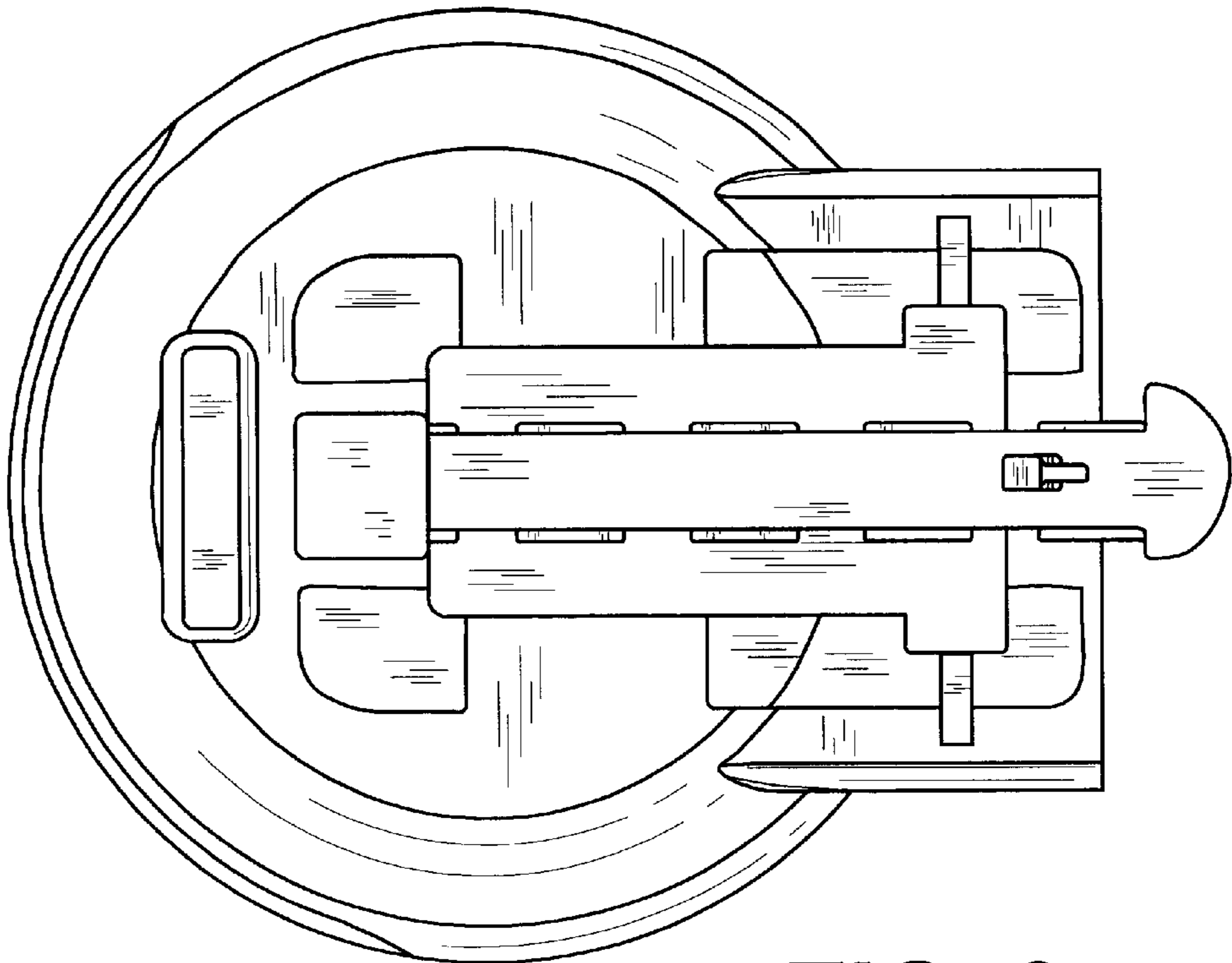


FIG. 3

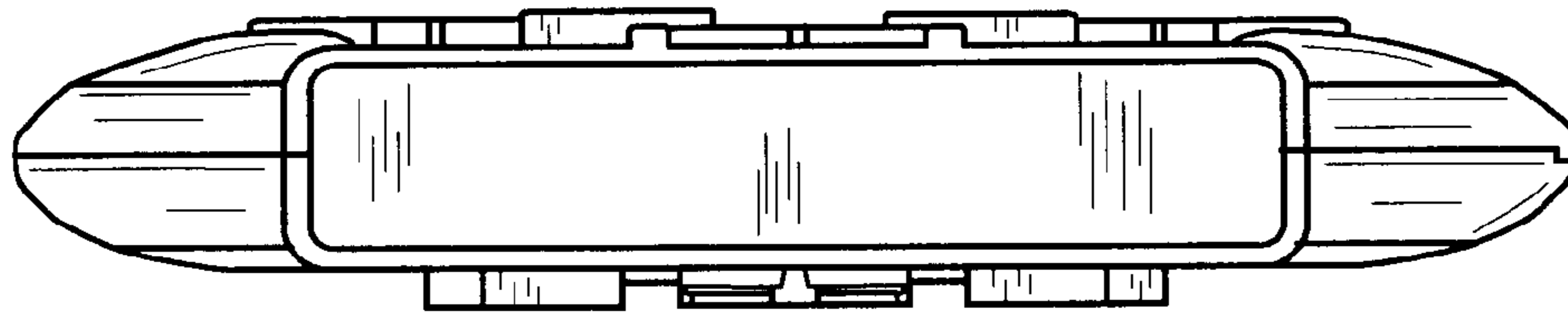


FIG. 4




FIG. 5