



US00D534907S

(12) **United States Design Patent**
Kraus

(10) **Patent No.:** **US D534,907 S**

(45) **Date of Patent:** **** Jan. 9, 2007**

(54) **FACEPLATE FOR A VEHICLE
INFORMATION AND ENTERTAINMENT
SYSTEM**

(75) Inventor: **Ulrich Kraus**, Villingen-Schwenningen
(DE)

(73) Assignee: **Siemens AG**, München (DE)

(**) Term: **14 Years**

(21) Appl. No.: **29/222,962**

(22) Filed: **Feb. 8, 2005**

(30) **Foreign Application Priority Data**

Sep. 2, 2004 (DE) 4 04 05 066

(51) **LOC (8) Cl.** **14-01**

(52) **U.S. Cl.** **D14/258**

(58) **Field of Classification Search** D14/168,
D14/445, 444, 450, 126, 443, 441, 258, 257,
D14/240, 188, 137, 136, 162; D13/184; D10/113,
D10/65; 455/90.2, 348, 347; 361/814; 340/430;
342/357.1; 701/206, 209

See application file for complete search history.

(56) **References Cited**

U.S. PATENT DOCUMENTS

D341,832 S * 11/1993 Ito et al. D14/198
D343,842 S * 2/1994 Fowler et al. D14/258
D354,962 S * 1/1995 Jazanoski et al. D14/258
D356,093 S * 3/1995 McCauley et al. D14/258

D364,623 S * 11/1995 Khadivar D14/162
D376,369 S * 12/1996 Schumaker et al. D14/258
D405,094 S * 2/1999 Buckingham et al. D14/258
D423,009 S * 4/2000 Tejima D14/168
D442,948 S * 5/2001 Kosinski, II D14/258
D473,206 S * 4/2003 Sasago et al. D14/168

* cited by examiner

Primary Examiner—Cathron C. Brooks

Assistant Examiner—Austin Murphy

(74) *Attorney, Agent, or Firm*—Siemens AG

(57) **CLAIM**

The ornamental design for a faceplate for a vehicle information and entertainment system, as shown and described.

DESCRIPTION

FIG. 1 is a front view of the faceplate for a vehicle information and entertainment system;

FIG. 2 is a rear view of the faceplate for a vehicle information and entertainment system;

FIG. 3 is a top view of the faceplate for a vehicle information and entertainment system;

FIG. 4 is a bottom view of the faceplate for a vehicle information and entertainment system;

FIG. 5 is a right side view of the faceplate for a vehicle information and entertainment system;

FIG. 6 is a left view of the faceplate for a vehicle information and entertainment system; and,

FIG. 7 is a perspective view of the faceplate for a vehicle information and entertainment system.

1 Claim, 7 Drawing Sheets

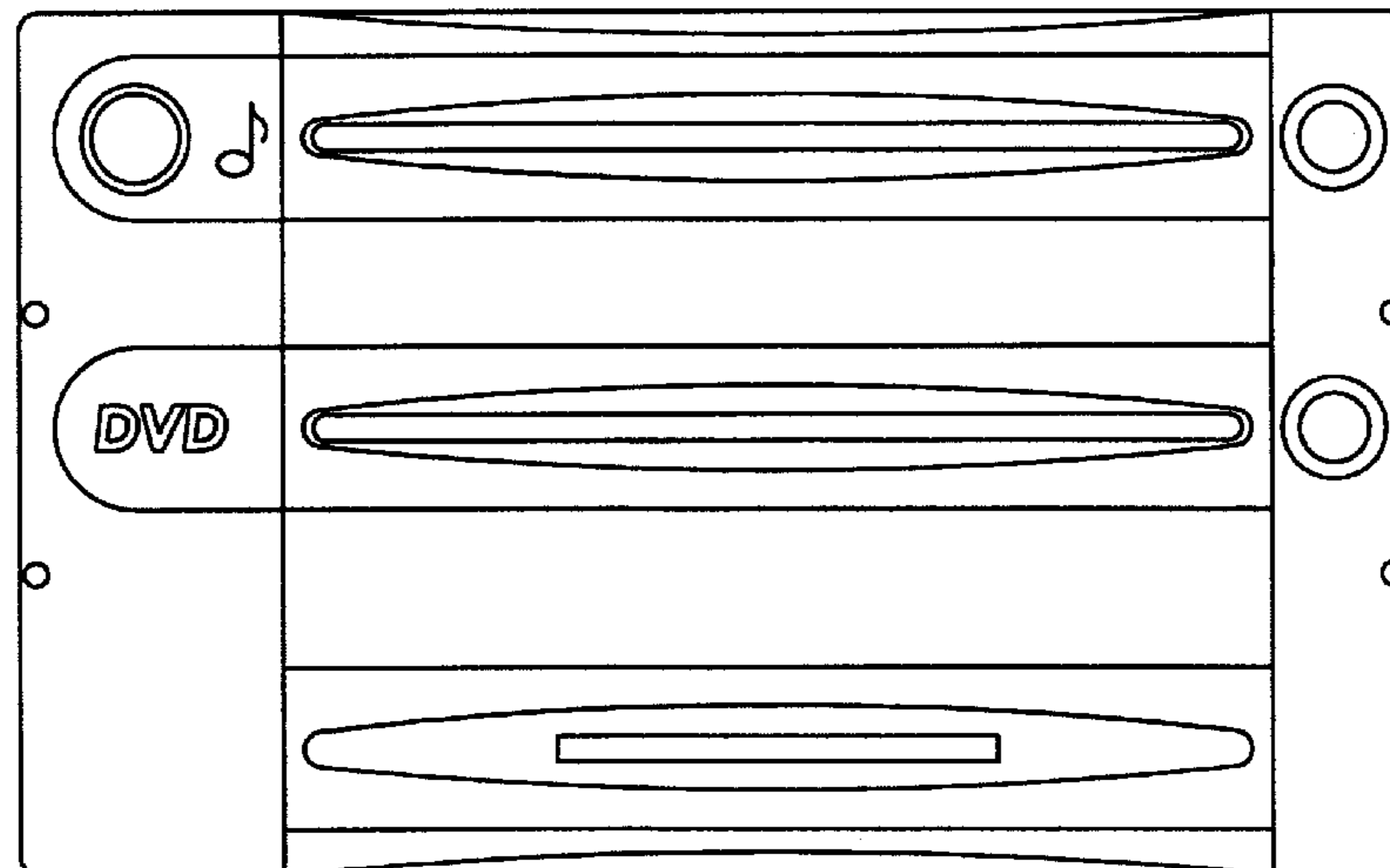


FIG 1

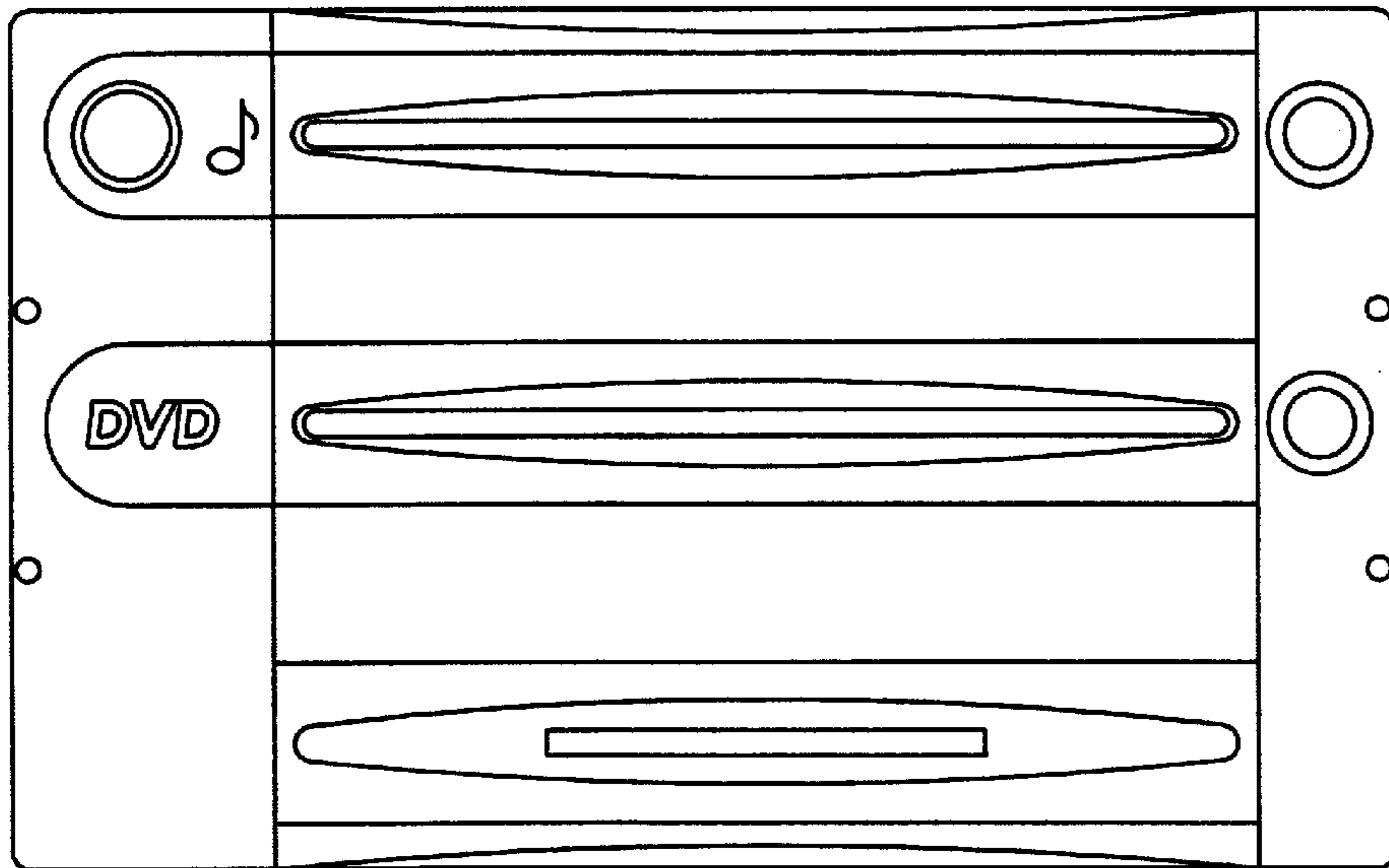


FIG 2




FIG 3




FIG 4




FIG 5

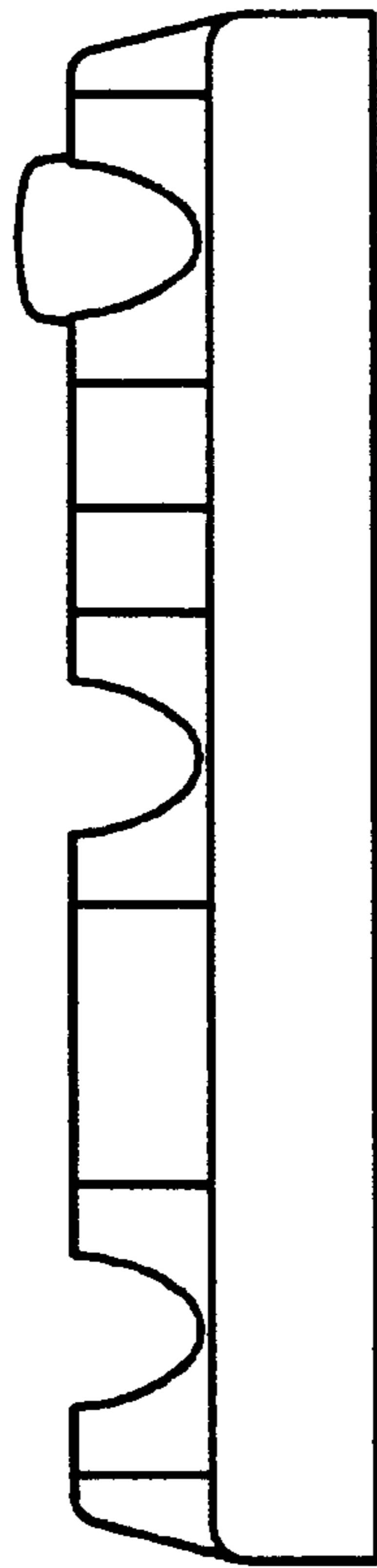


FIG 6

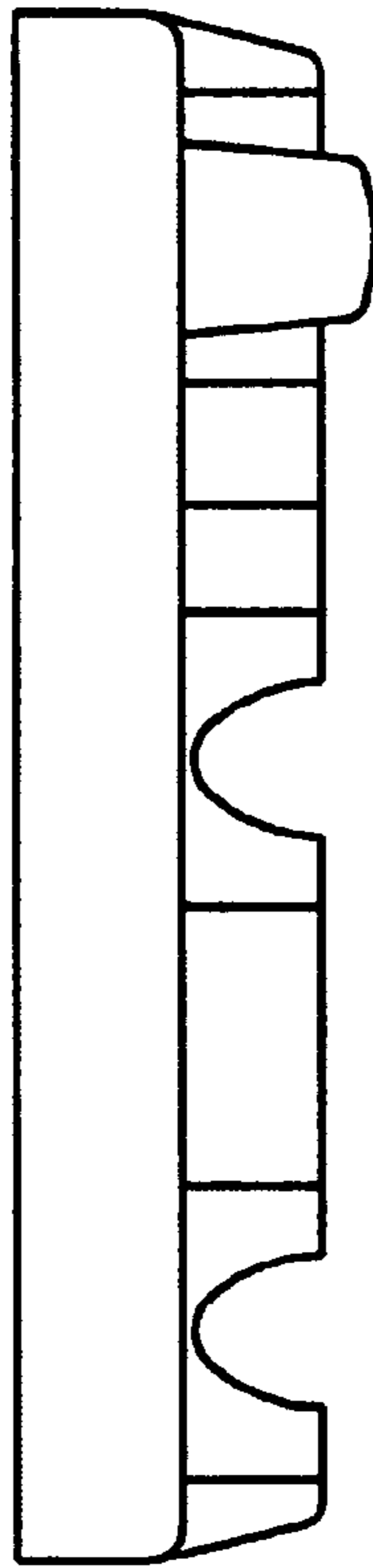


FIG 7

