



US00D534859S

(12) **United States Design Patent**
Landers et al.

(10) **Patent No.:** **US D534,859 S**
(45) **Date of Patent:** **** Jan. 9, 2007**

(54) **TIRE TREAD**

(75) Inventors: **Samuel Patrick Landers**, North Canton, OH (US); **Paul Bryan Maxwell**, Kent, OH (US); **David Charles Poling**, Uniontown, OH (US)

(73) Assignee: **The Goodyear Tire & Rubber Company**, Akron, OH (US)

(**) Term: **14 Years**

(21) Appl. No.: **29/245,091**

(22) Filed: **Dec. 19, 2005**

(51) **LOC (8) Cl.** **12-15**

(52) **U.S. Cl.** **D12/553**

(58) **Field of Classification Search** D12/551,
D12/552, 553, 554, 555, 556, 583, 586, 587,
D12/588, 589, 590, 600; 152/209.1, 209.9,
152/209.25, 209.28

See application file for complete search history.

(56) **References Cited**

U.S. PATENT DOCUMENTS

D161,155 S	12/1950	Benorden	D90/20
D338,857 S	8/1993	Maxwell et al.	D12/139
D365,071 S	12/1995	Hamamoto et al.	D12/149
D440,913 S	4/2001	McMannis	D12/147
D464,022 S	10/2002	Kolowski et al.	D12/559
D472,515 S	* 4/2003	Hutz et al.	D12/551
D491,883 S	* 6/2004	Landers et al.	D12/553
D500,731 S	* 1/2005	Lo	D12/552
6,907,909 B1	6/2005	Himuro	152/209.15

D512,015 S	11/2005	Landers et al.	D12/552
6,968,881 B1	* 11/2005	Ratliff et al.	152/209.15
2002/0062892 A1	* 5/2002	Himuro	152/209.18

OTHER PUBLICATIONS

Pirelli P7000 Supersport Tire, 2004 Tread Design Guide, Jan. 2004, p. 48. 4/1.*

Telstar Turbostar GT RBL Tire, 2004 Tread Design Guide, Jan. 2004, p. 57. 3/3.*

* cited by examiner

Primary Examiner—Robert M. Spear

(74) *Attorney, Agent, or Firm*—Richard B. O’Planick

(57) **CLAIM**

The ornamental design for a tire tread, as shown and described.

DESCRIPTION

FIG. 1 is a perspective view of a tire tread showing my new design, it being understood that the pattern repeats uniformly throughout the circumference of the tread;

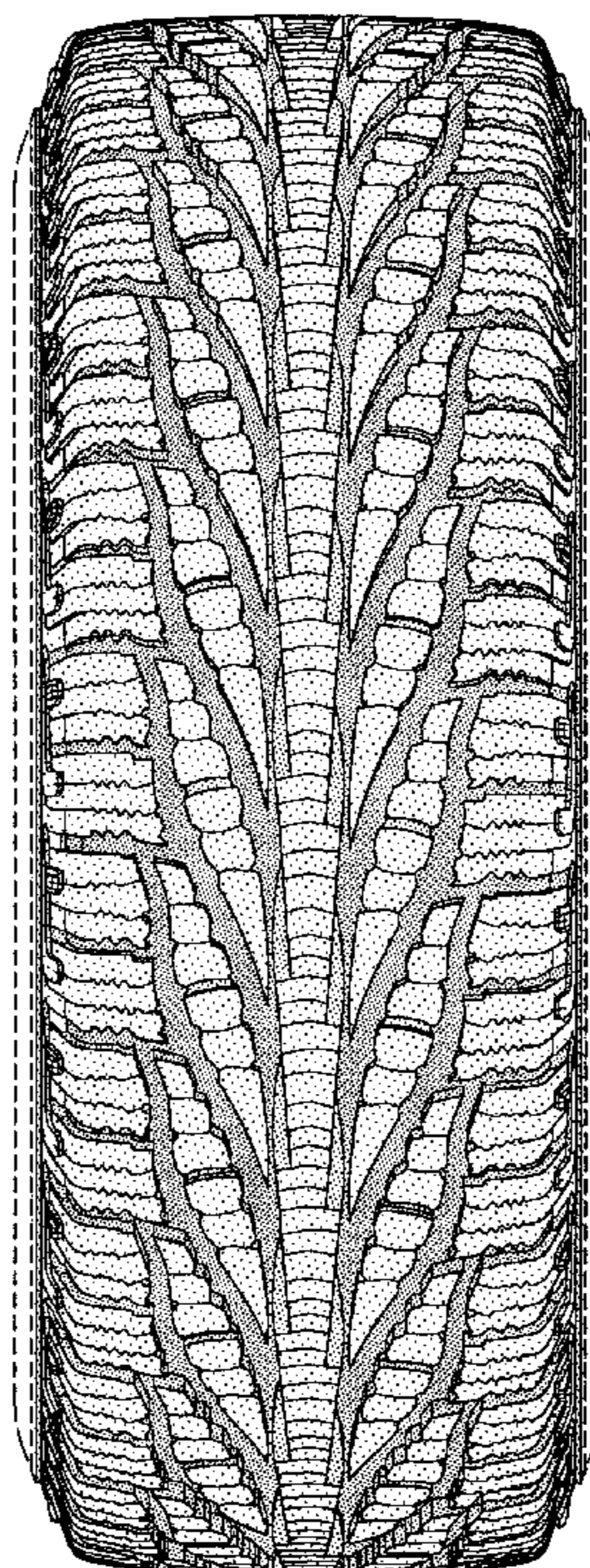
FIG. 2 is a front elevational view thereof;

FIG. 3 is a right side elevational view thereof; the other side being a mirror image thereof; and,

FIG. 4 is an enlarged fragmentary front elevational view thereof.

In the drawings, the broken lines defining the sidewall, inner bead and the peripheral boundary between the tire tread and the sidewall are for illustrative purposes only and form no part of the claimed design.

1 Claim, 4 Drawing Sheets



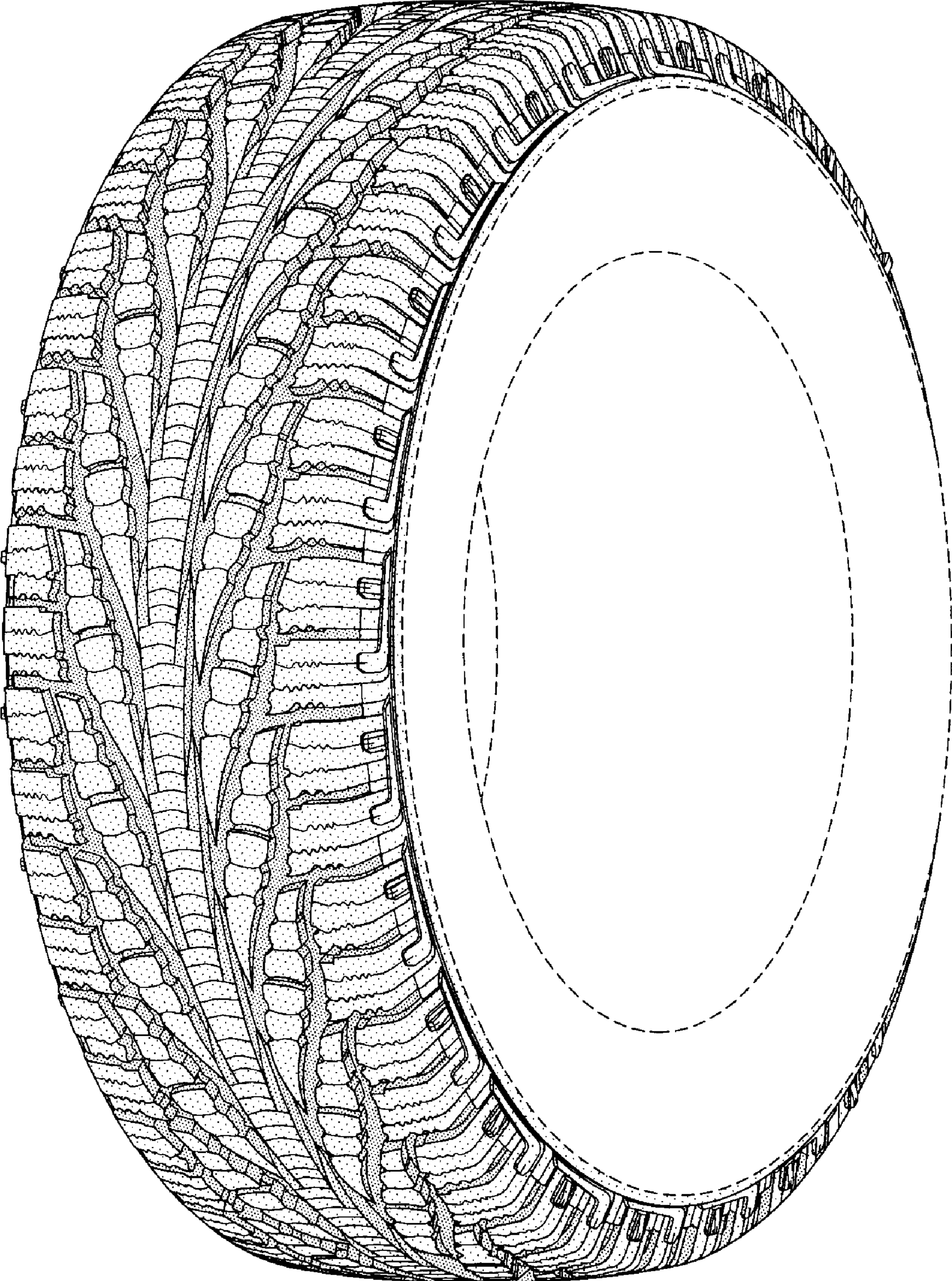


FIG-1

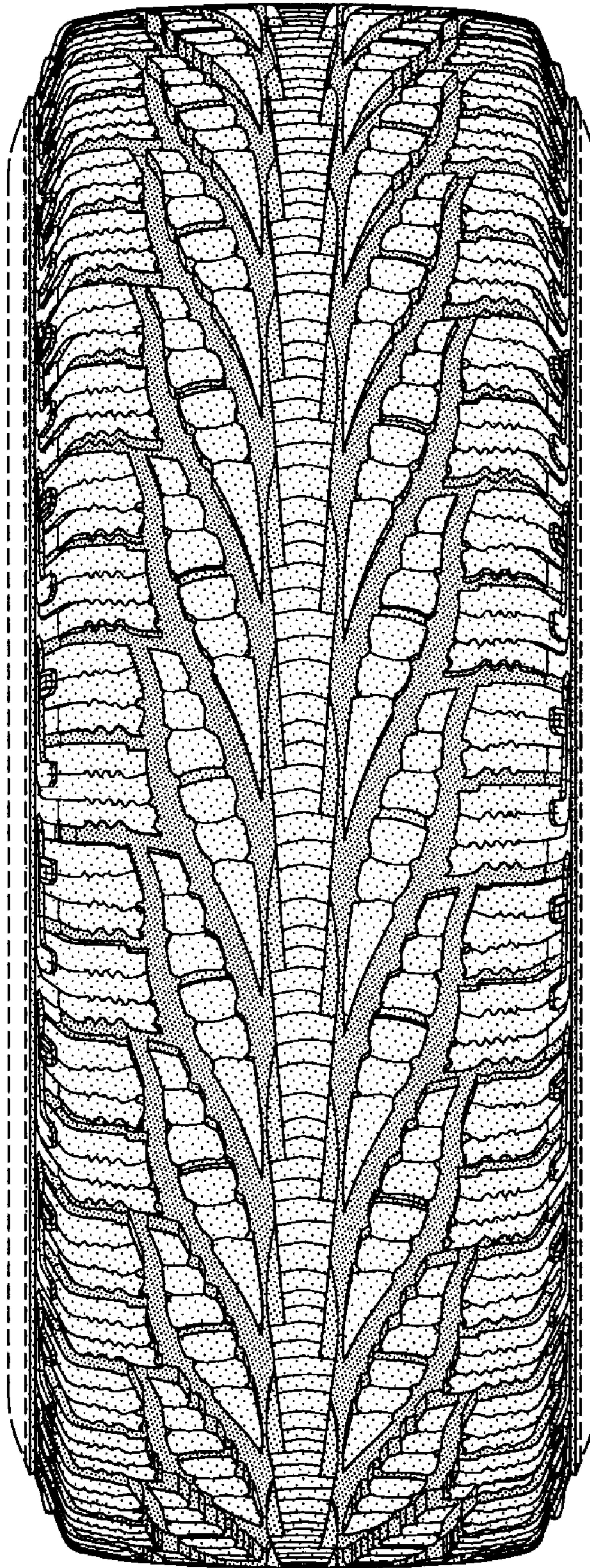


FIG-2

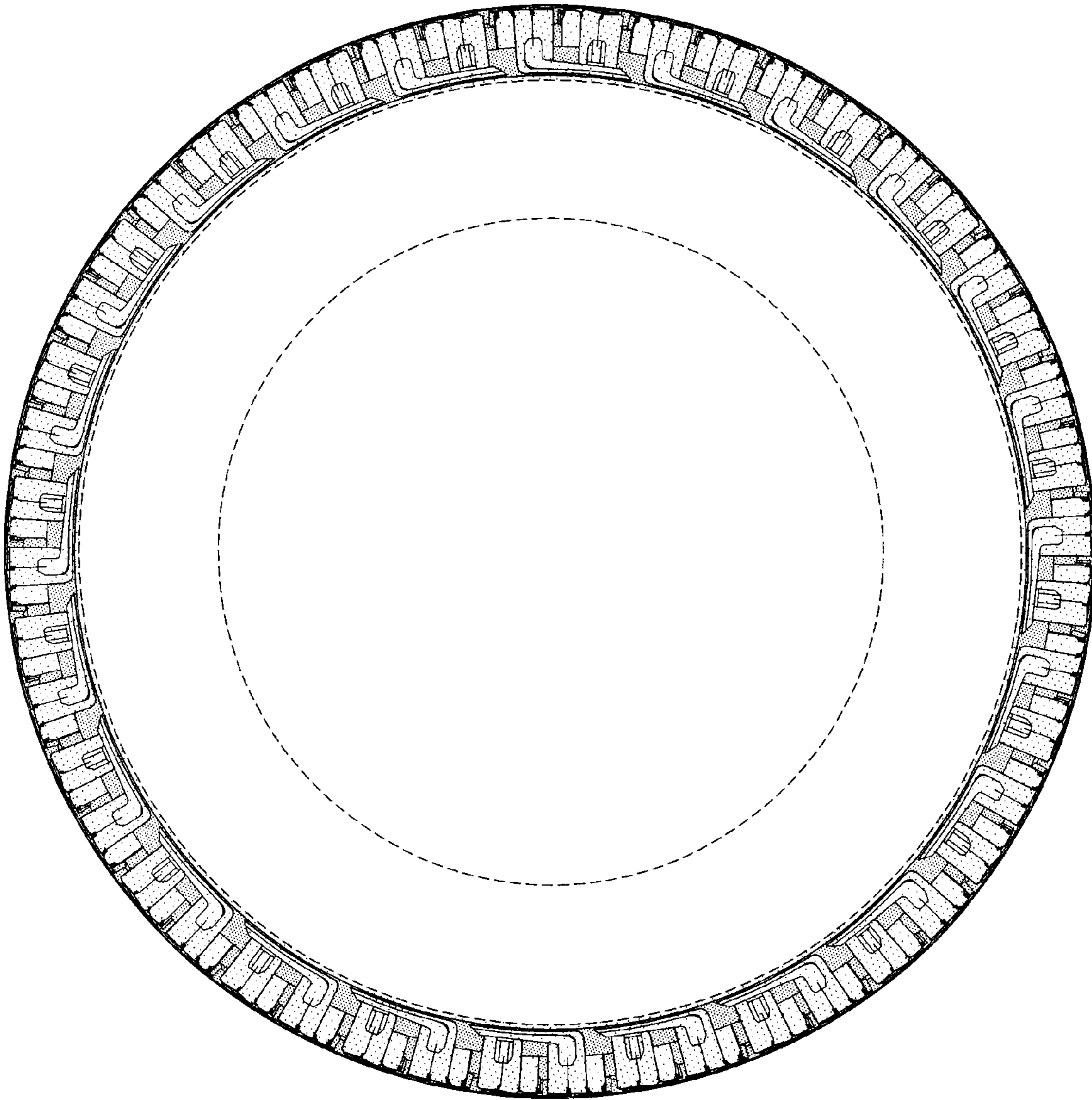


FIG-3

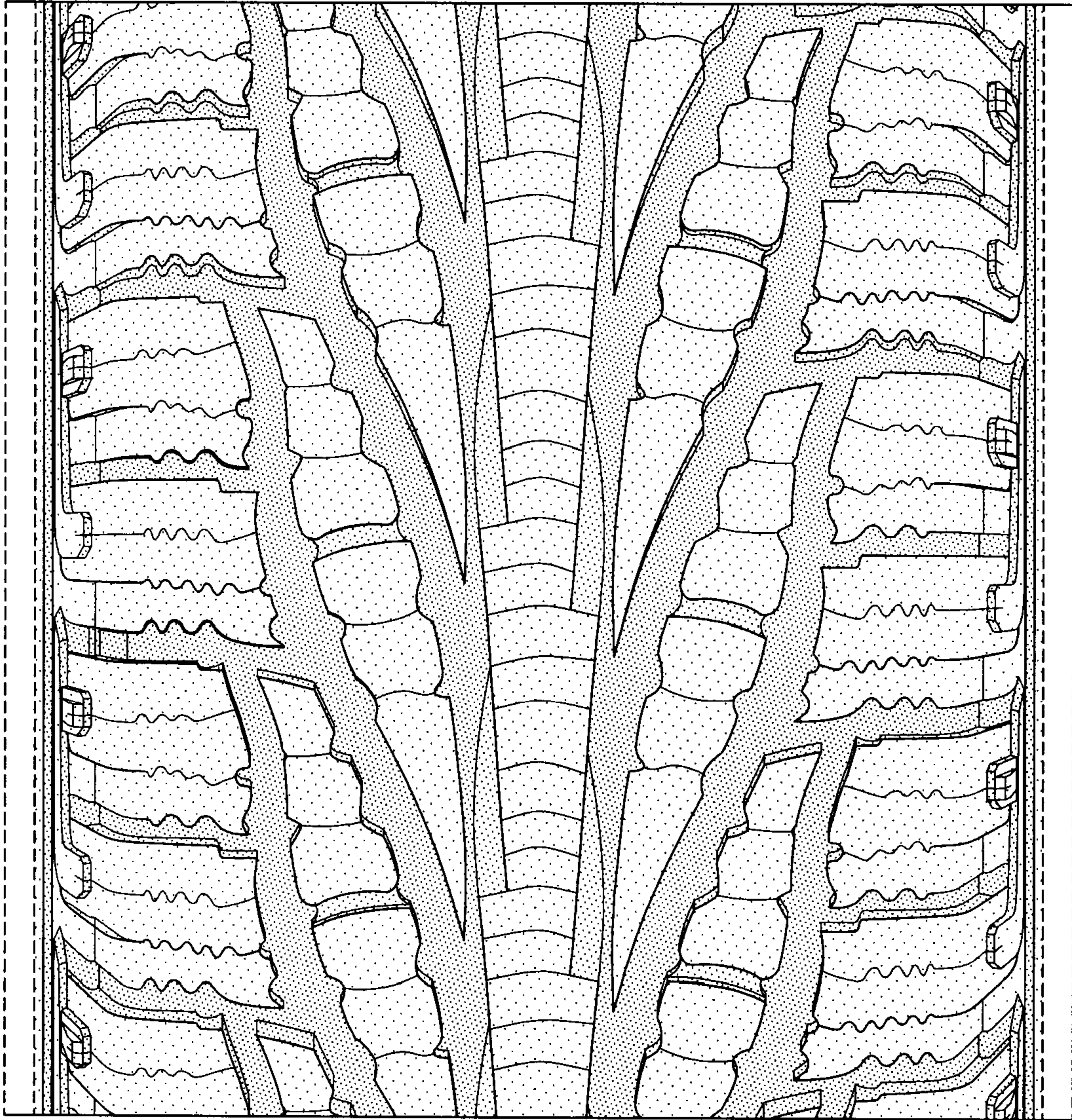


FIG-4