



US00D534858S

(12) **United States Design Patent**
Le et al.

(10) **Patent No.:** **US D534,858 S**
(45) **Date of Patent:** **** Jan. 9, 2007**

(54) **TIRE TREAD**

D504,865 S 5/2005 Maziarka et al. D12/521
D506,722 S * 6/2005 Nonaka D12/553

(75) Inventors: **Phuoc Thuan Le**, Attert (BE); **Franck Jean-Louis Nicolas Bouffay**, Luxembourg (LU); **Pascal Patrick Steiner**, Diekirch (LU); **Jean-Francois Cazin-Bourguignon**, Audun-le-Tiche (FR)

OTHER PUBLICATIONS

Michelin Pilot Alpin Tire, 2004 Tread Design Guide, Jan. 2004, p. 42. 1/2.*
Goodyear Wrangler ST Tire, 2004 Tread Design Guide, Jan. 2004, p. 2/5.*

(73) Assignee: **The Goodyear Tire & Rubber Company**, Akron, OH (US)

* cited by examiner

(**) Term: **14 Years**

Primary Examiner—Robert M. Spear

(74) *Attorney, Agent, or Firm*—Richard B. O’Planick

(21) Appl. No.: **29/242,707**

(57) **CLAIM**

(22) Filed: **Nov. 14, 2005**

The ornamental design for a tire tread, as shown and described.

(51) **LOC (8) Cl.** **12-15**

DESCRIPTION

(52) **U.S. Cl.** **D12/553**

(58) **Field of Classification Search** D12/551,
D12/552, 553, 554, 555, 556, 583, 586, 587,
D12/588, 589, 590, 600; 152/209.1, 209.9,
152/209.25, 209.28

FIG. 1 is a perspective view of a tire tread showing our new design, it being understood that the pattern repeats uniformly throughout the circumference of the tread;
FIG. 2 is a front elevational view thereof;
FIG. 3 is a right side elevational view thereof; the other side being a mirror image thereof; and,
FIG. 4 is an enlarged fragmentary front elevational view thereof.

See application file for complete search history.

In the drawings, the broken lines defining the sidewall, inner bead and the peripheral boundary between the tire tread and the sidewall in FIGS. 1 through 4 are for illustrative purposes only and form no part of the claimed design.

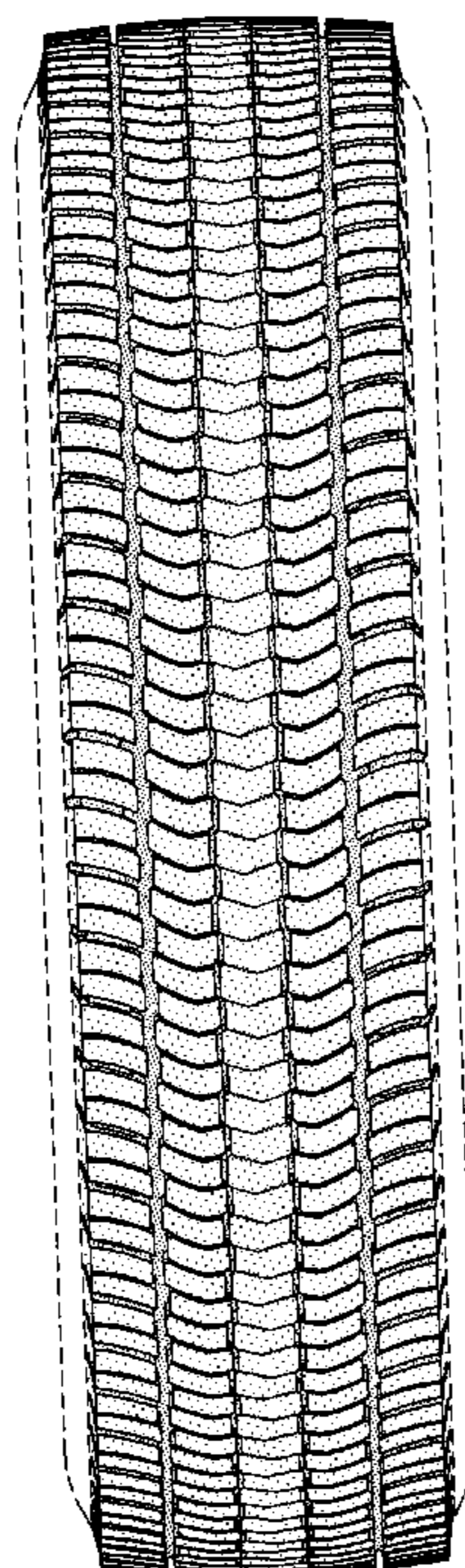
The dark stippled surface shading represents the recessed portion of the tread grooves having a depth as best shown in FIG. 2.

(56) **References Cited**

U.S. PATENT DOCUMENTS

| | | | | | |
|------------|---|---------|-----------------|-------|---------|
| D301,132 S | * | 5/1989 | Himuro et al. | | D12/553 |
| D365,051 S | * | 12/1995 | Brayer et al. | | D12/553 |
| D392,605 S | | 3/1998 | Le et al. | | D12/146 |
| D423,419 S | * | 4/2000 | Kemp et al. | | D12/553 |
| D450,292 S | * | 11/2001 | Graas et al. | | D12/539 |
| D478,863 S | | 8/2003 | Le et al. | | D12/602 |
| D480,045 S | | 9/2003 | Durand et al. | | D12/601 |
| D497,875 S | | 11/2004 | Le et al. | | D12/594 |
| D500,288 S | | 12/2004 | Maziarka et al. | | D12/601 |

1 Claim, 4 Drawing Sheets



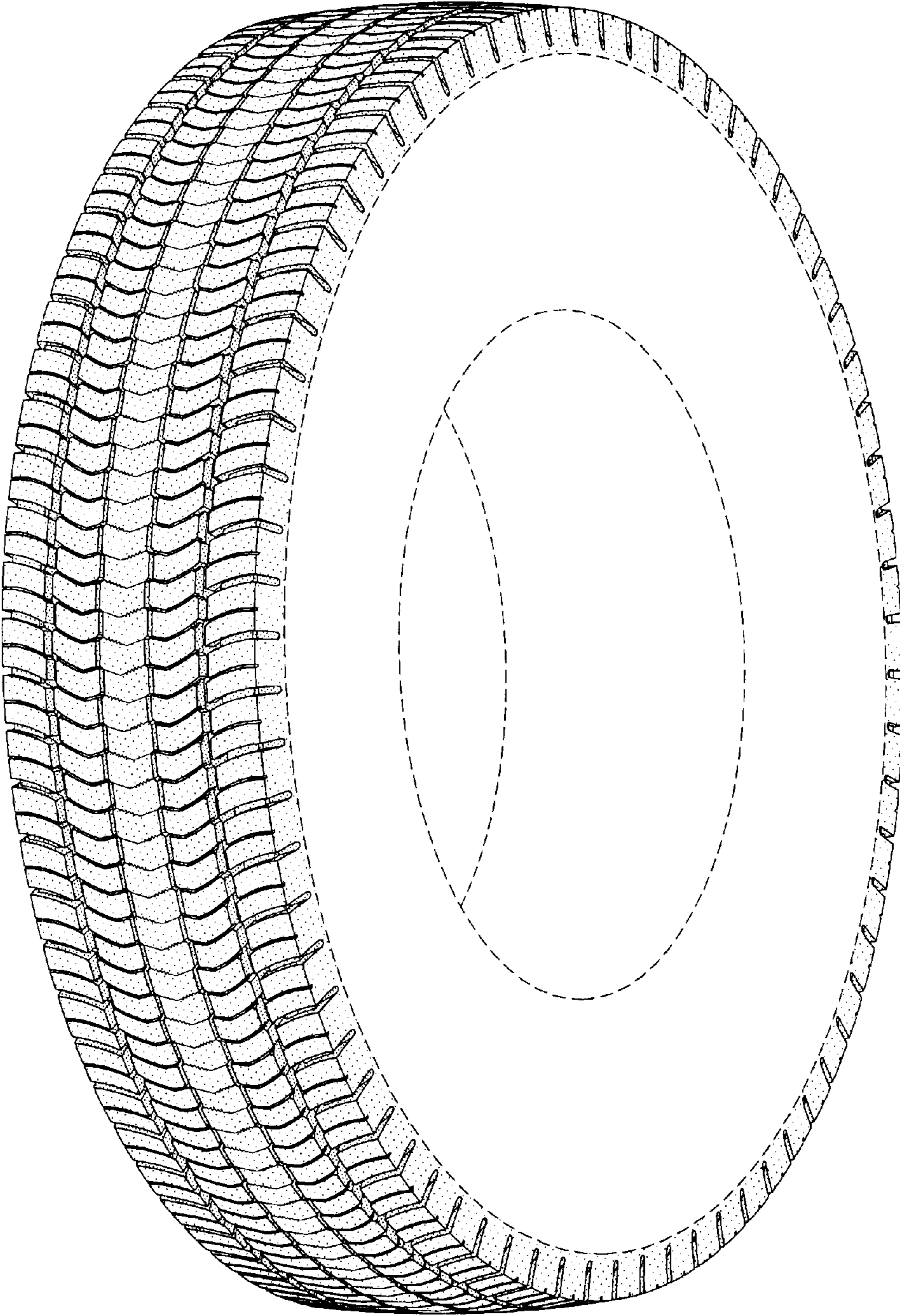


FIG-1

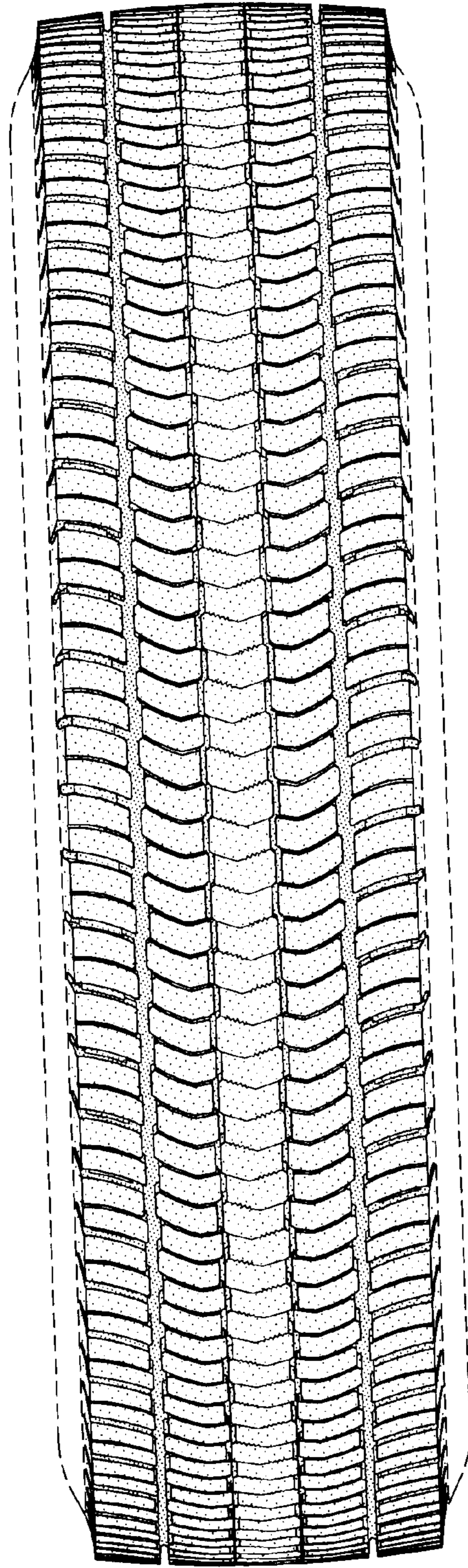


FIG-2

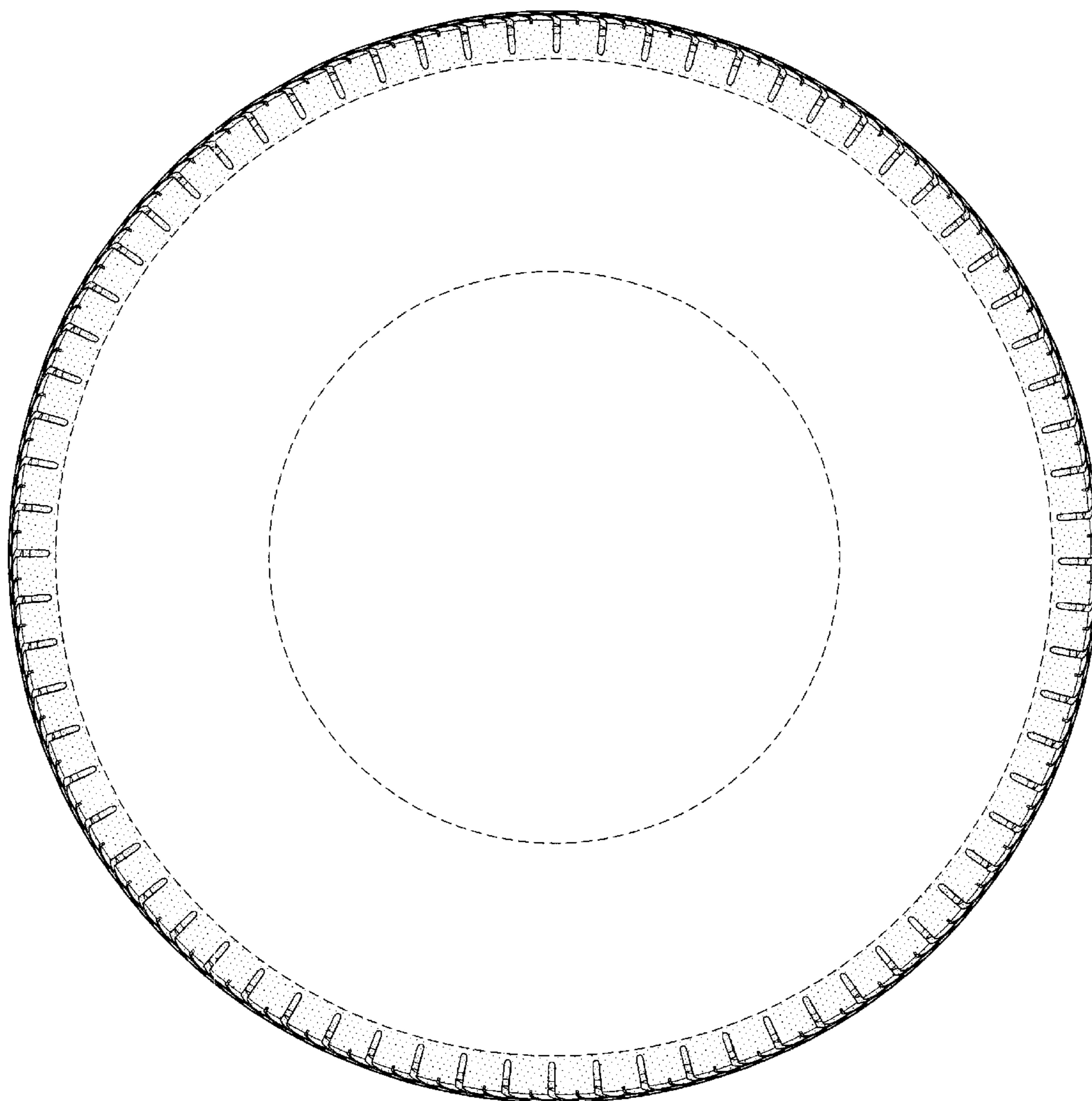


FIG-3

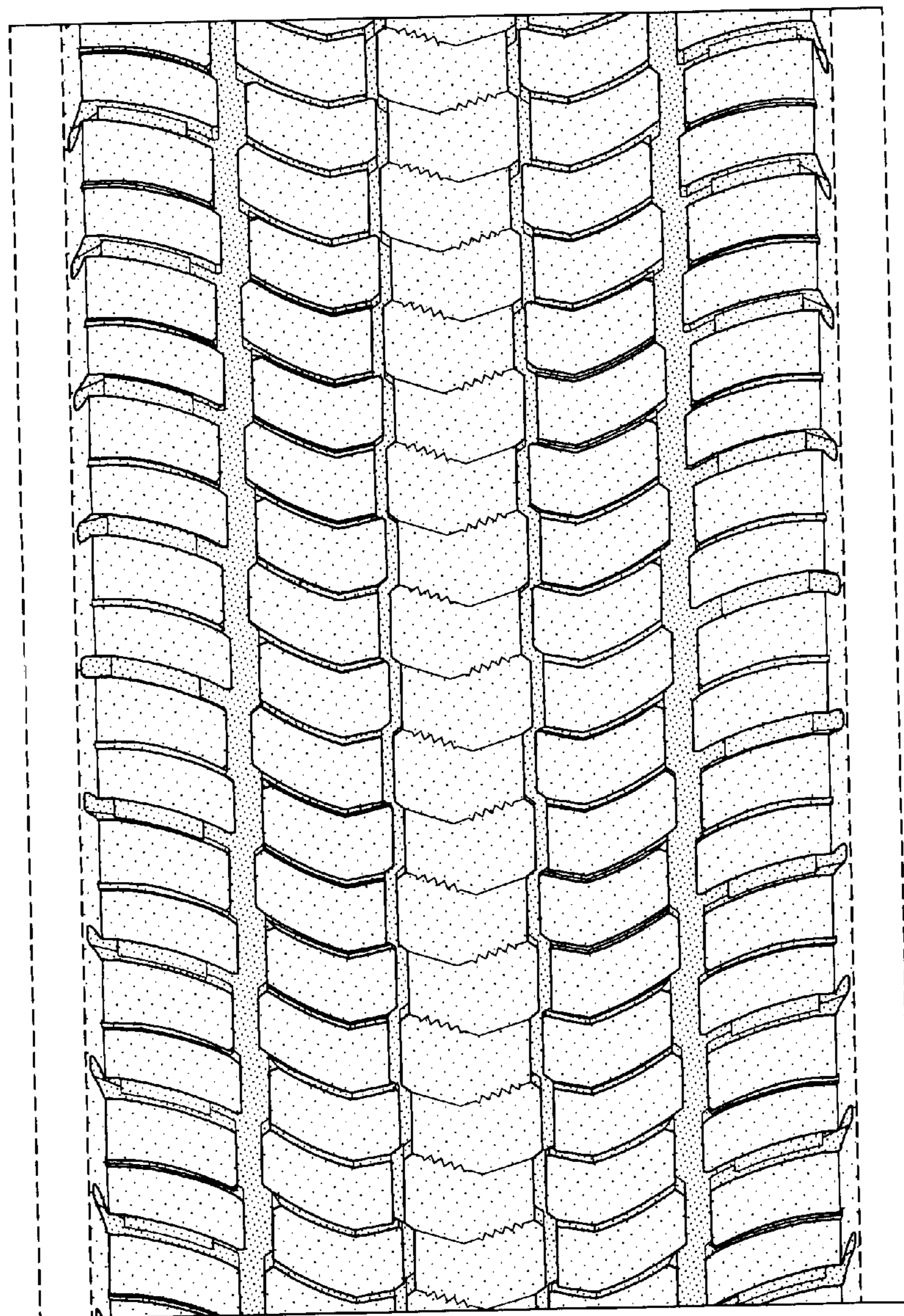


FIG-4