



US00D534844S

(12) **United States Design Patent**  
**Eskandry**

(10) **Patent No.:** **US D534,844 S**

(45) **Date of Patent:** **\*\* Jan. 9, 2007**

(54) **COMBINED REVERSIBLE STEERING  
WHEEL COVER AND BAG**

(76) **Inventor:** **Ezra D. Eskandry**, 3802 NE. 207<sup>th</sup> St.,  
TH-5, Aventura, FL (US) 33180

(\*\*) **Term:** **14 Years**

(21) **Appl. No.:** **29/219,901**

(22) **Filed:** **Dec. 27, 2004**

(51) **LOC (8) Cl.** ..... **12-16**

(52) **U.S. Cl.** ..... **D12/177**

(58) **Field of Classification Search** ..... D12/175-177;  
74/552, 558, 558.5; D6/601; 280/750

See application file for complete search history.

(56) **References Cited**

**U.S. PATENT DOCUMENTS**

D284,436 S	*	7/1986	Hodges	.....	D6/601
5,114,181 A	*	5/1992	Songer	.....	280/750
5,201,543 A	*	4/1993	Hull et al.	.....	280/750
5,379,929 A		1/1995	Eskandry	.....	224/312
5,516,018 A		5/1996	Eskandry	.....	224/312
D373,101 S		8/1996	Eskandry	.....	D12/177
5,653,364 A		8/1997	Eskandry	.....	224/312
D430,205 S		8/2000	Eskandry	.....	D19/33
D430,397 S		9/2000	Eskandry	.....	D3/290
D432,981 S		10/2000	Eskandry	.....	D12/417
D433,064 S		10/2000	Eskandry	.....	D19/78
D433,444 S		11/2000	Eskandry	.....	D19/27
D434,366 S		11/2000	Eskandry	.....	D12/417
D434,368 S		11/2000	Eskandry	.....	D12/417

D434,803 S	12/2000	Eskandry	.....	D19/78
D434,901 S	12/2000	Eskandry	.....	D3/284
D435,511 S	12/2000	Eskandry	.....	D12/417
D435,863 S	1/2001	Eskandry	.....	D19/27
D436,916 S	1/2001	Eskandry	.....	D12/417
D489,654 S	* 5/2004	Carter	.....	D12/177

\* cited by examiner

*Primary Examiner*—Melody N. Brown

(74) *Attorney, Agent, or Firm*—Robert C. Kain, Jr.; Fleit Kain

(57) **CLAIM**

The ornamental design for a combined reversible steering wheel cover and bag, as shown and described.

**DESCRIPTION**

FIG. 1 is a front view of the reversible steering wheel cover and bag exposing a reflective surface.

FIG. 2 is a rear view of the wheel cover and bag of FIG. 1.

FIG. 3 is a left side view of the wheel cover and bag (the right side view being substantially identical) of FIG. 1.

FIG. 4 is a bottom view of the wheel cover and bag (the top view being substantially identical) of FIG. 1.


FIG. 5 is a front view of the reversible steering wheel cover and bag exposing a non-reflective surface.

FIG. 6 is a rear view of the wheel cover and bag of FIG. 5.

FIG. 7 is a left side view of the wheel cover and bag (the right side view being substantially identical) of FIG. 5; and,

FIG. 8 is a bottom view of the wheel cover and bag of FIG. 5 (the top view being substantially identical) of FIG. 8.

**1 Claim, 6 Drawing Sheets**






FIG. 1




FIG. 2



FIG. 3



FIG. 4




FIG. 5






FIG. 6

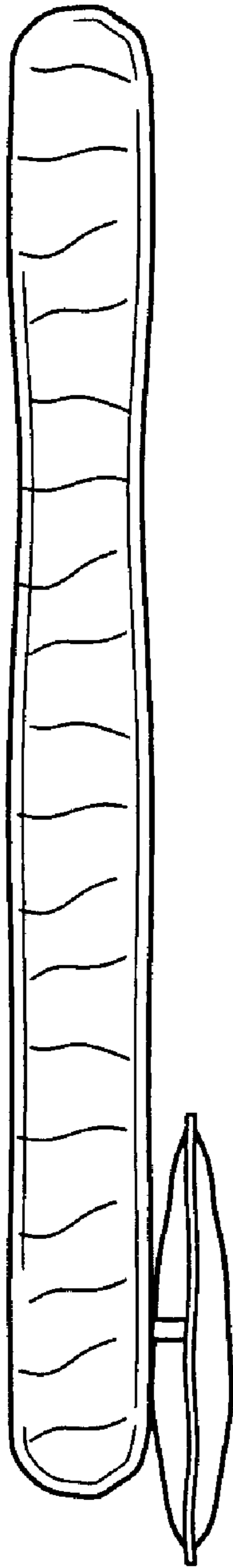


FIG. 7

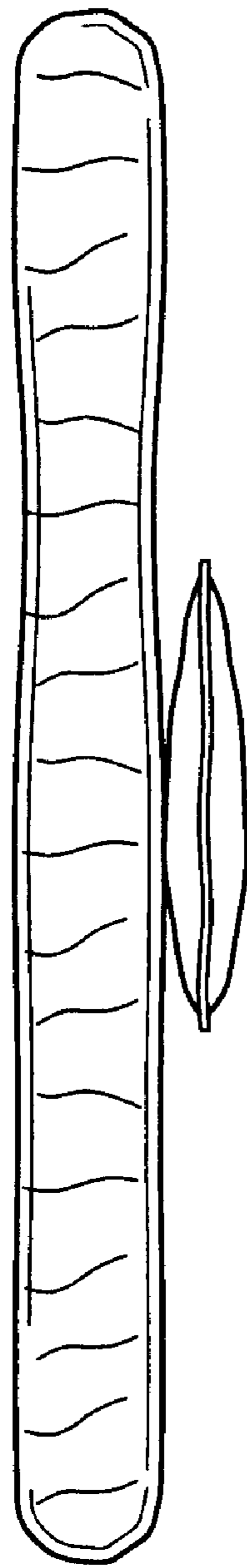


FIG. 8