

US00D534837S

(12) **United States Design Patent**  
**Okumoto**

(10) **Patent No.:** **US D534,837 S**

(45) **Date of Patent:** **\*\* Jan. 9, 2007**

(54) **BODY OF AN AUTOMOBILE**

D516,464 S \* 3/2006 Parkinson et al. .... D12/92

(75) Inventor: **Toshiyuki Okumoto**, Wako (JP)

**OTHER PUBLICATIONS**

(73) Assignee: **Honda Motor Co., Ltd.**, Tokyo (JP)

Notification of Refusal Reasons dated Jan. 27, 2006.

(\*\*) Term: **14 Years**

\* cited by examiner

(21) Appl. No.: **29/236,272**

*Primary Examiner*—Melody N. Brown

(22) Filed: **Aug. 15, 2005**

(74) *Attorney, Agent, or Firm*—Westerman, Hattori,  
Daniels & Adrian, LLP

(30) **Foreign Application Priority Data**

Feb. 24, 2005 (JP) ..... 2005-005062

(57) **CLAIM**

What is claimed is; the ornamental design for, a body of an automobile, as shown and described.

(51) **LOC (8) Cl.** ..... **12-08**

(52) **U.S. Cl.** ..... **D12/92**

(58) **Field of Classification Search** ..... D12/90–92,  
D12/86; D21/424, 433; 296/181.1

See application file for complete search history.

**DESCRIPTION**

(56) **References Cited**

**U.S. PATENT DOCUMENTS**

- D473,491 S \* 4/2003 Tanabe et al. .... D12/92
- D474,424 S \* 5/2003 Tachibana et al. .... D12/92
- D486,423 S \* 2/2004 Ikeda et al. .... D12/92
- D499,359 S \* 12/2004 Tsukahara et al. .... D12/92
- D515,974 S \* 2/2006 Parkinson et al. .... D12/92

FIG. 1 is a front elevation view of a body of an automobile, showing our new design;

FIG. 2 is a top plan view thereof;

FIG. 3 is a right side elevation view thereof;

FIG. 4 is a left side elevation view thereof;

FIG. 5 is a perspective view thereof; and,

FIG. 6 is another perspective view thereof.

The broken in the drawings is illustrative purposes only and forms no part of the claimed design.

**1 Claim, 6 Drawing Sheets**




Fig. 1

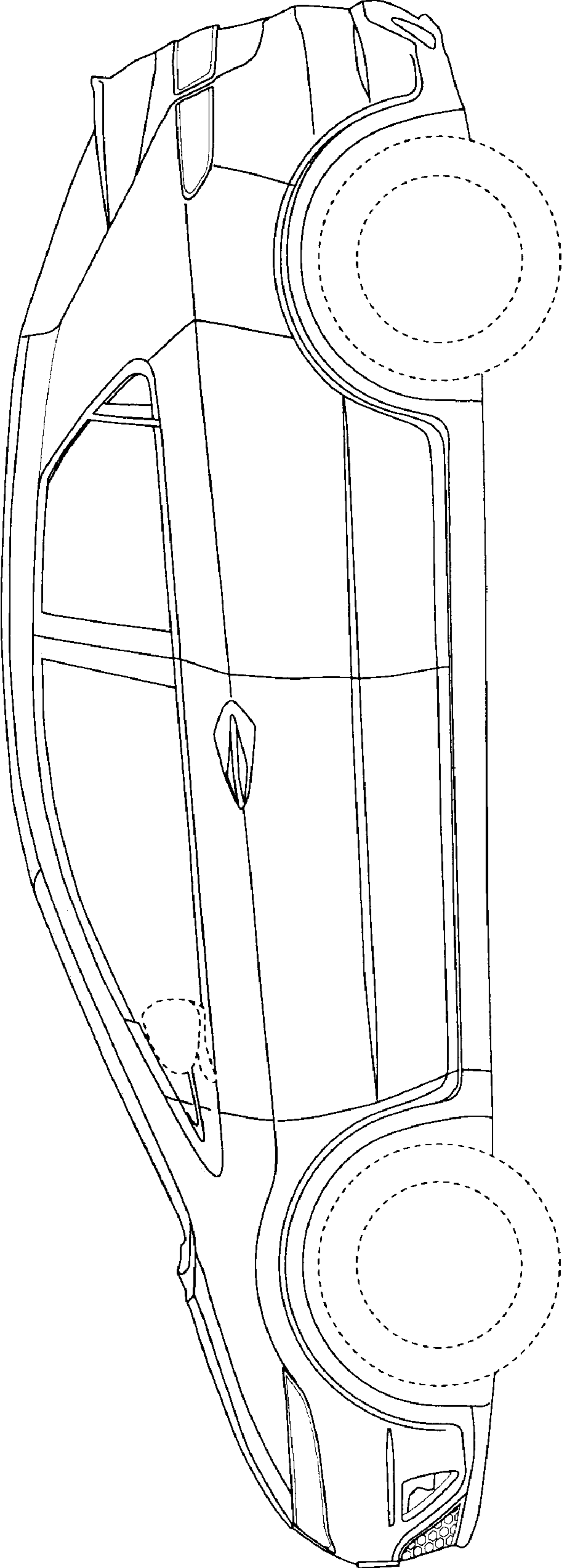


Fig. 2

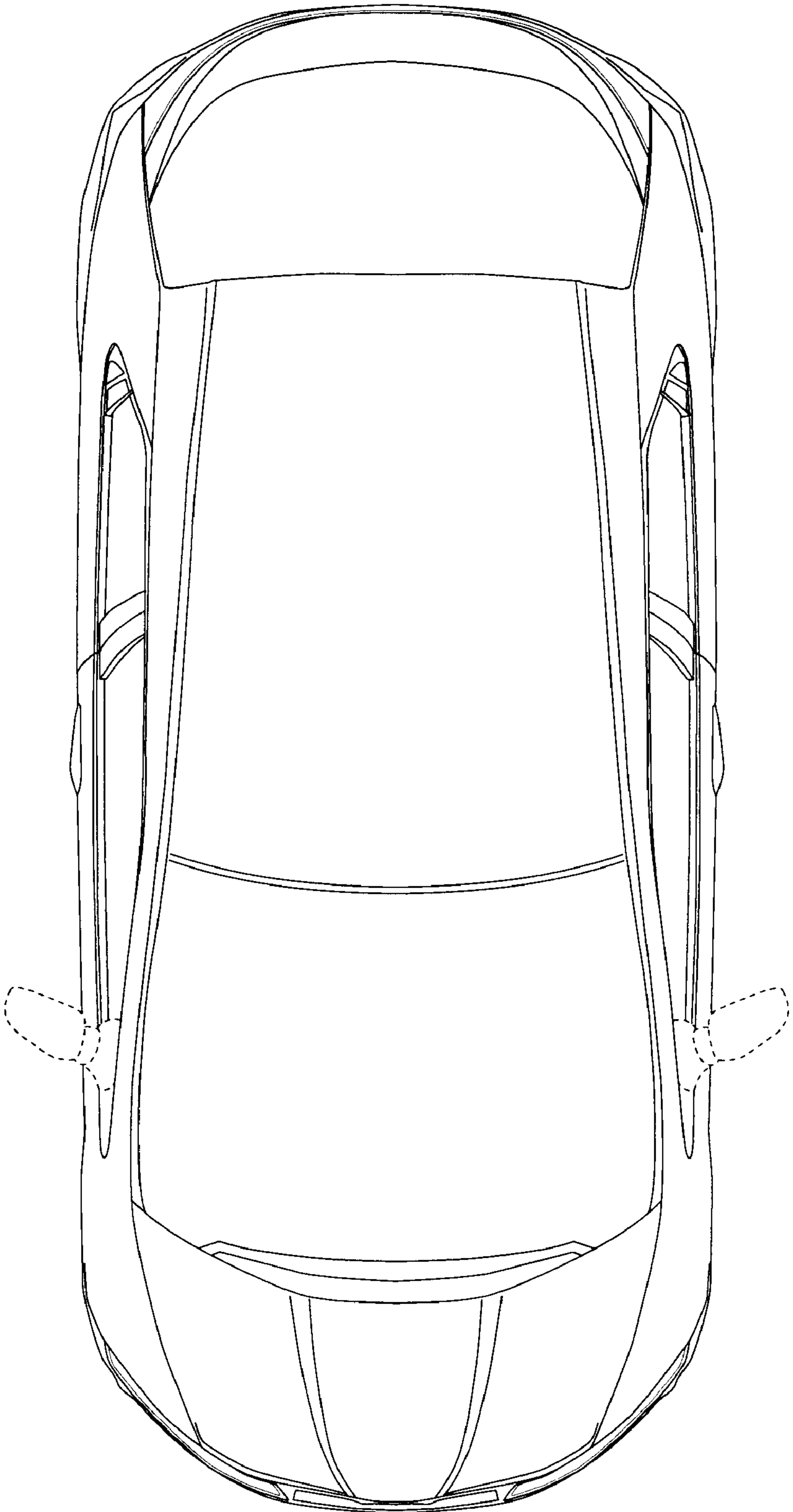


Fig. 3

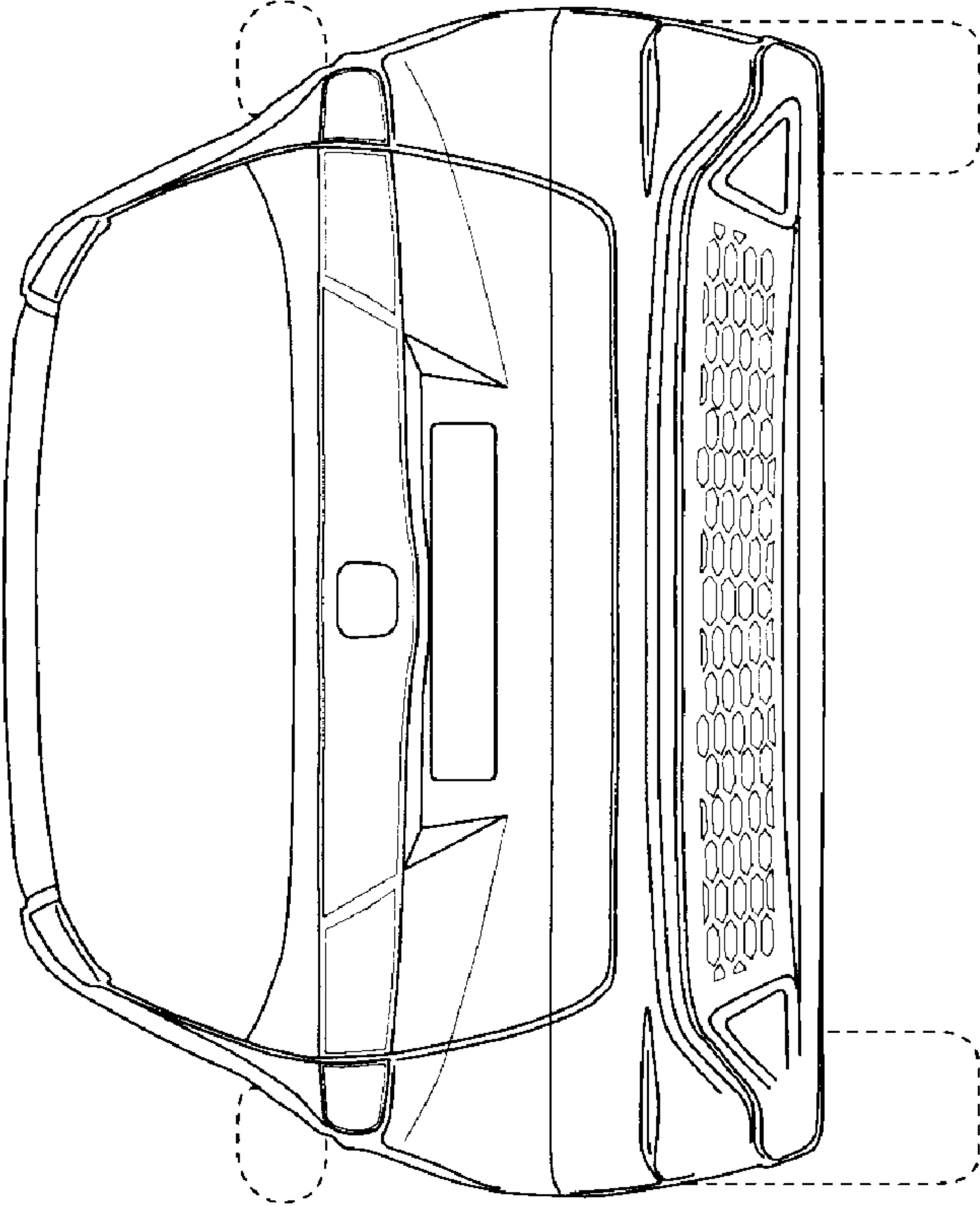


Fig. 4

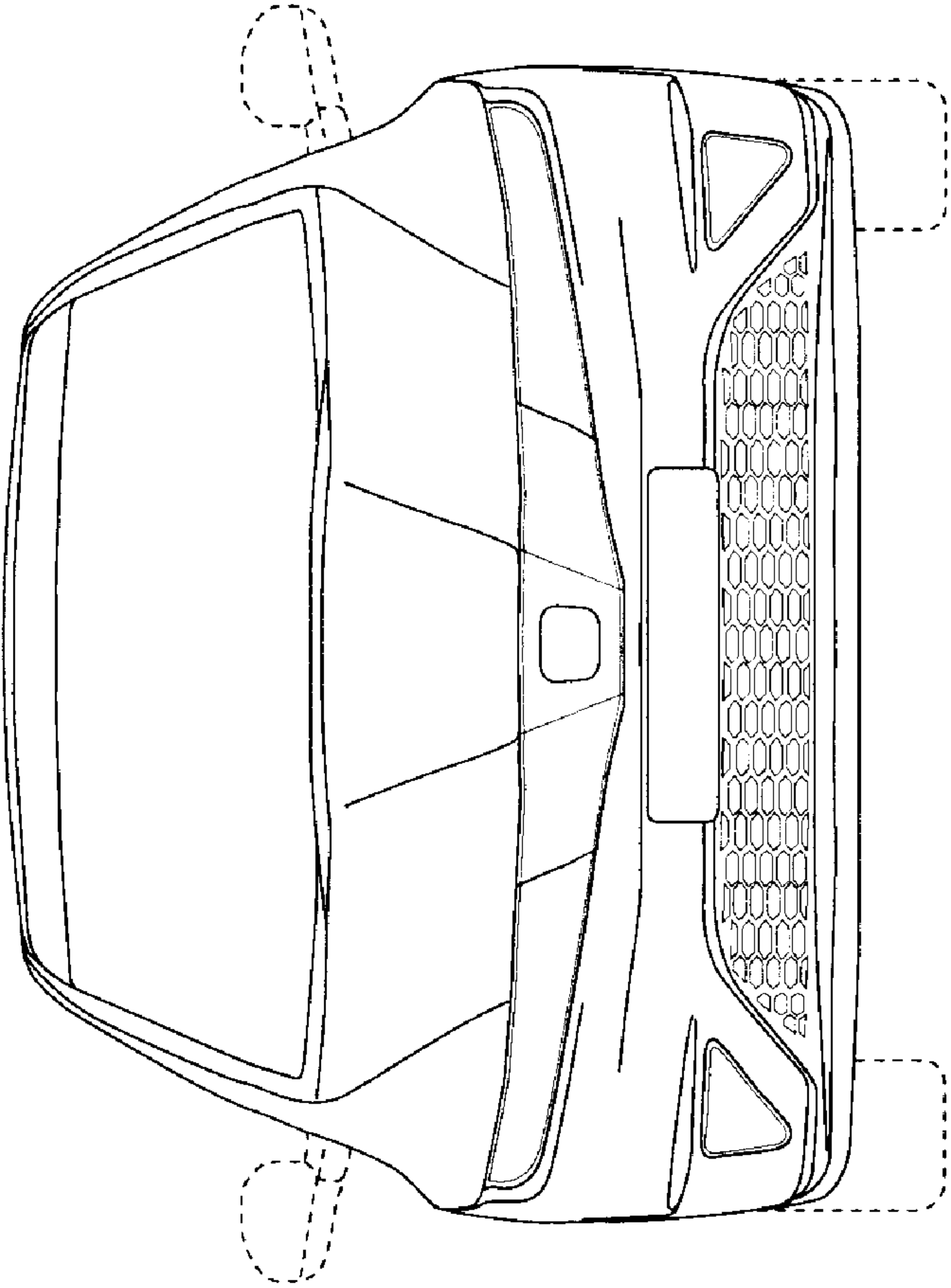




Fig. 5

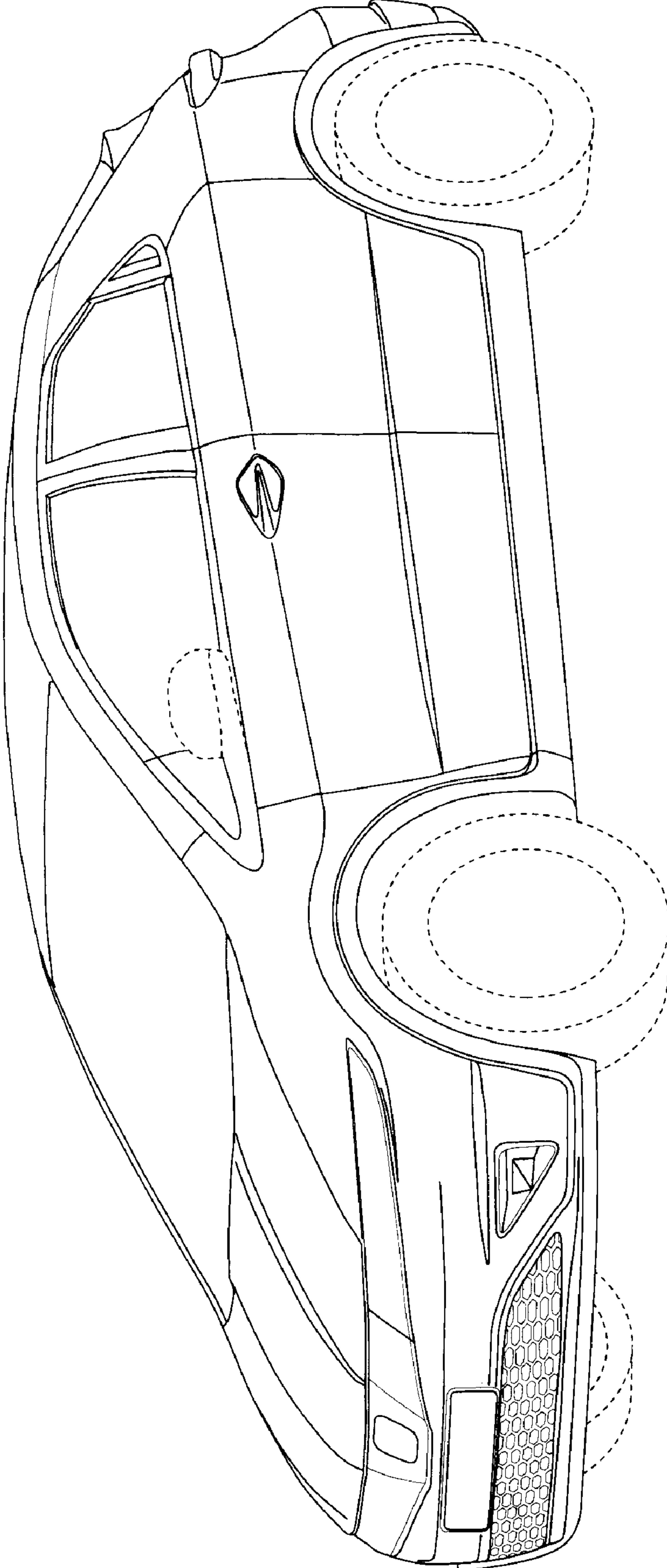


Fig. 6

