



US00D534831S

(12) **United States Design Patent** (10) **Patent No.:** **US D534,831 S**
So (45) **Date of Patent:** **** Jan. 9, 2007**

(54) **STONE CUT**

(76) Inventor: **David W. So**, 71 W. Cedarview Ave.,
Staten Island, NY (US) 10306

(**) Term: **14 Years**

(21) Appl. No.: **29/224,934**

(22) Filed: **Mar. 8, 2005**

Related U.S. Application Data

(62) Division of application No. 29/196,597, filed on Dec. 31,
2003, which is a continuation of application No. 10/619,982,
filed on Jul. 14, 2003.

(51) **LOC (8) Cl.** **11-01**

(52) **U.S. Cl.** **D11/90**

(58) **Field of Classification Search** D11/1-2,
D11/26-29, 89-92; 63/26-28, 32

See application file for complete search history.

(56) **References Cited**

U.S. PATENT DOCUMENTS

D59,234 S	10/1921	Kraus	D11/90
D140,283 S	2/1945	Heller	D11/90
D141,258 S	5/1945	Fine	D11/90
D141,259 S	5/1945	Fine	D11/90
D143,470 S	1/1946	Fine	D11/90
D204,199 S	3/1966	Westreich	D11/90
3,763,665 A	10/1973	Polakiewicz	63/32
D242,643 S	12/1976	Saltzman		
D244,367 S	5/1977	Saltzman		
4,020,649 A	5/1977	Grossbard		
5,454,235 A	10/1995	Freiesleben		
D365,780 S	1/1996	Kaplan		
5,657,647 A	8/1997	Freiesleben		
D384,592 S	10/1997	Siman-Tov et al.		
5,713,219 A	2/1998	Itzkowitz	63/26
D392,590 S	3/1998	Bachar	D11/90
D398,552 S	9/1998	Siman-Tov et al.		
D414,133 S	9/1999	Parker		
D434,690 S	* 12/2000	Vered	D11/90
D437,671 S	2/2001	Fajerstein	D1/106
D442,880 S	5/2001	Zimet et al.		
D444,097 S	6/2001	Cutshall	D11/90

D445,718 S	7/2001	Kejejian		
D446,152 S	8/2001	Kejejian		
D447,083 S	8/2001	Rokah		
D447,439 S	9/2001	Zimet et al.		
D447,440 S	9/2001	Friedman et al.		
D448,698 S	10/2001	Caspi		
D453,120 S	1/2002	Cheng	D11/90
D455,367 S	4/2002	Tolkowsky	D11/90
6,397,832 B1	6/2002	Shuto		
6,405,562 B1	6/2002	Zimet et al.		
D459,676 S	7/2002	Rydlewicz	D11/90
D460,378 S	7/2002	Kagaya	D11/90
D460,711 S	7/2002	Cohen	D11/90
D460,928 S	7/2002	Rokah		
D462,030 S	8/2002	Rydlewicz	D11/90
6,430,963 B1	8/2002	Friedman et al.		
D463,315 S	9/2002	Greeff	D11/90
6,449,985 B1	9/2002	Kejejian		

(Continued)

Primary Examiner—Ralf Seifert

(74) *Attorney, Agent, or Firm*—Jones Day

(57) **CLAIM**

The ornamental design for a stone cut, as shown and described in the accompanying figures.

DESCRIPTION

FIG. 1 is a top plan view of an embodiment of a transparent stone illustrating an embodiment of my new design for a transparent stone cut;

FIG. 2 is a side view of the transparent stone illustrated in FIG. 1;

FIG. 3 is a bottom view of the transparent stone illustrated in FIG. 1;

FIG. 4 is a top plan view of a stone illustrating my new design for a stone cut;

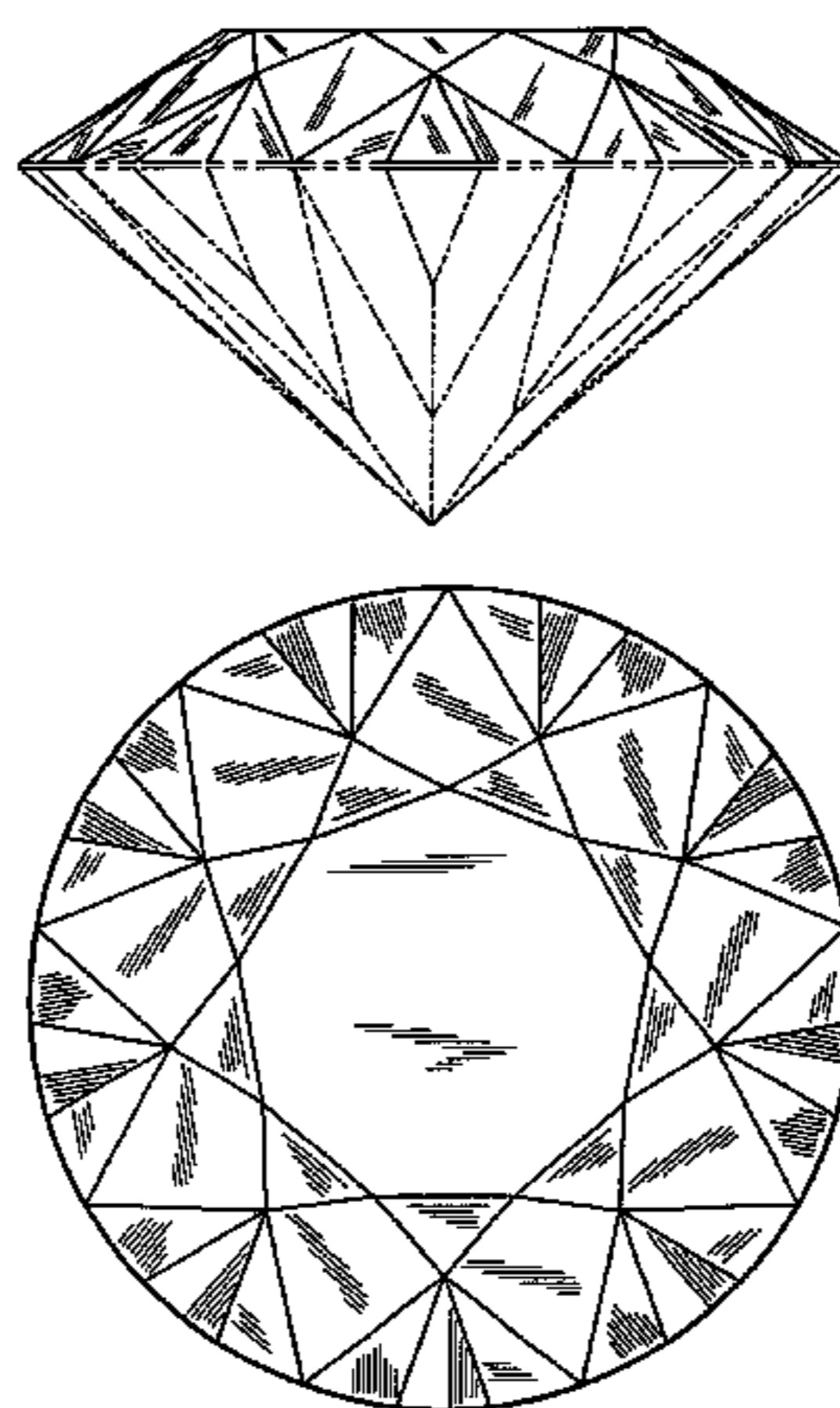
FIG. 5 is a side view of the stone illustrated in FIG. 4; and,

FIG. 6 is a bottom view of the stone illustrated in FIG. 4.

All portions shown in broken lines are environmental and illustrative only and form no part of the claimed design.

Facets that may be visible through the transparent precious stone are shown in faint lines for the sake of clarity.

1 Claim, 4 Drawing Sheets



US D534,831 S

Page 2

U.S. PATENT DOCUMENTS

D465,431 S	11/2002	Kanner		D483,290 S	12/2003	Tolkowsky	D11/90	
D467,516 S	12/2002	Yacoubian		D484,432 S	12/2003	Sulimani et al.	D11/90	
D467,833 S	12/2002	Mardkha		6,668,585 B1	12/2003	Markowitz	63/32	
D473,815 S	4/2003	Namdar	D11/90	6,694,778 B1	2/2004	Kawabuchi et al.		
D474,709 S	5/2003	Mehta	D11/90	6,698,239 B1	3/2004	Wueste		
6,591,827 B1	7/2003	Fuchs		D488,740 S	4/2004	Freund	D11/90	
D478,529 S	8/2003	Yoshida	D490,014 S	5/2004	Mehta	D11/90	
6,604,382 B1	8/2003	Shuto		6,745,596 B1	6/2004	Wueste			
D479,693 S	9/2003	Mehta et al.	D11/90	D494,083 S	8/2004	Mehta	D11/90
D481,649 S	11/2003	Samuels	D11/90	D495,269 S	8/2004	Weinstein		

* cited by examiner




FIG. 1




FIG. 2




FIG. 3

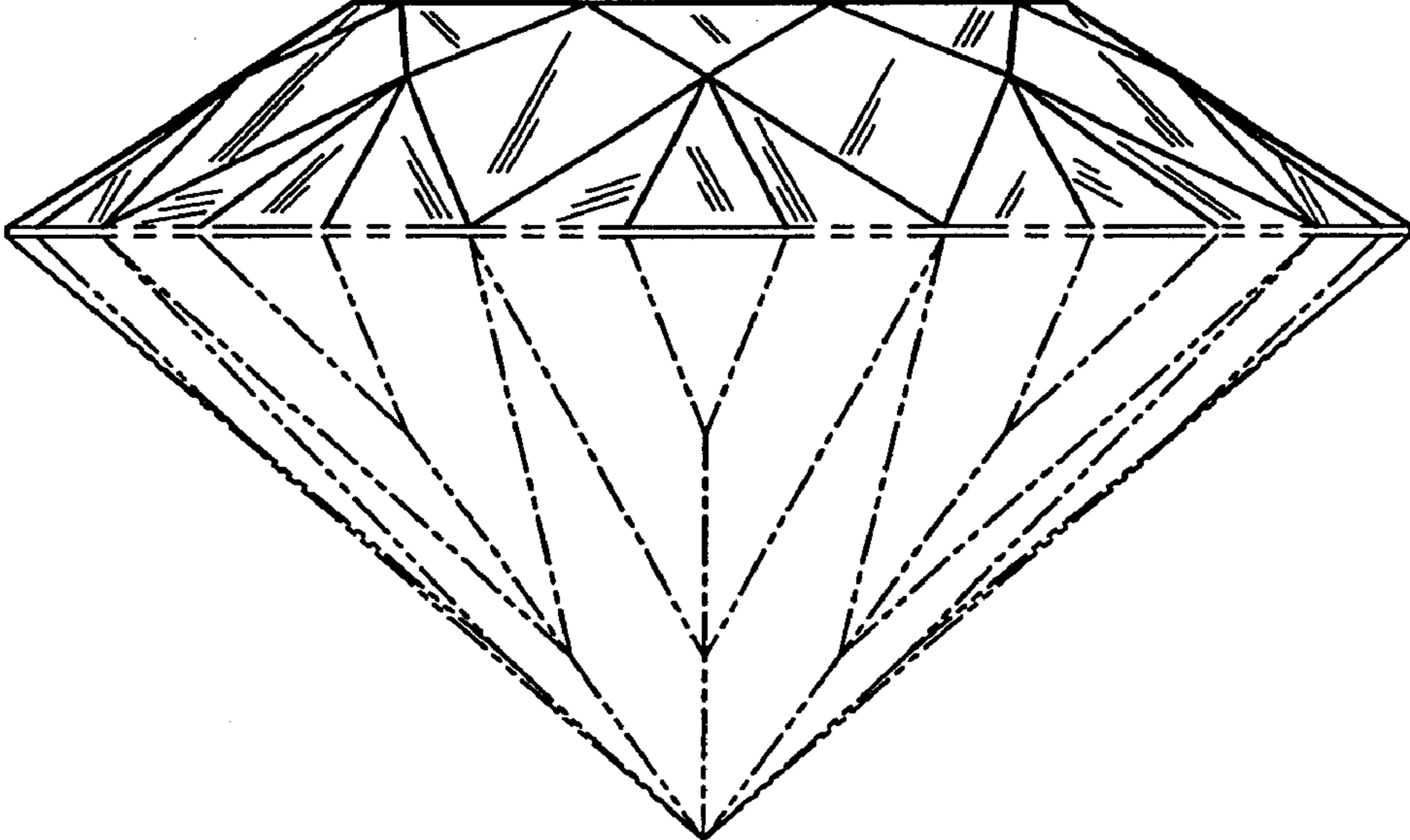


FIG. 4

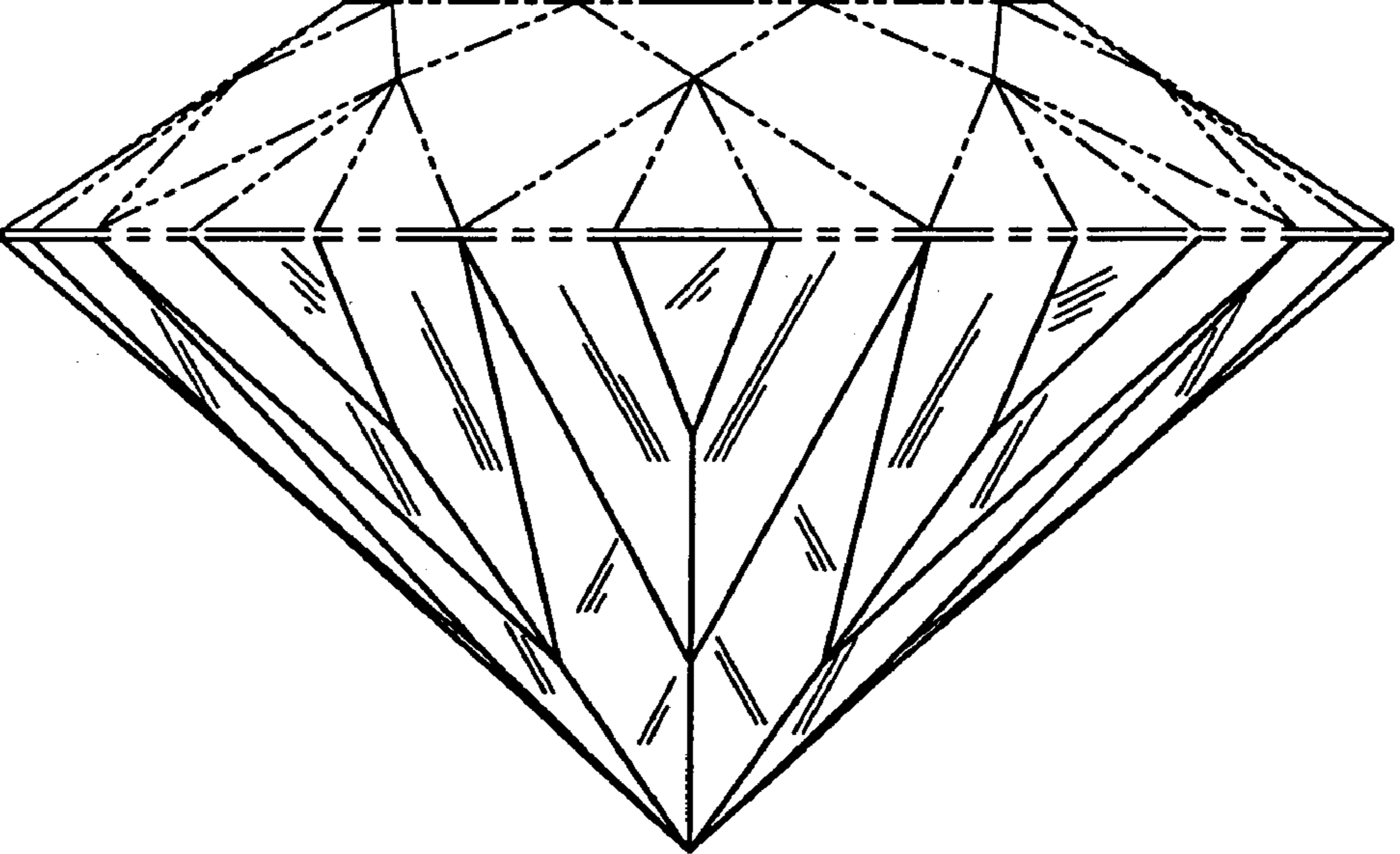


FIG. 5

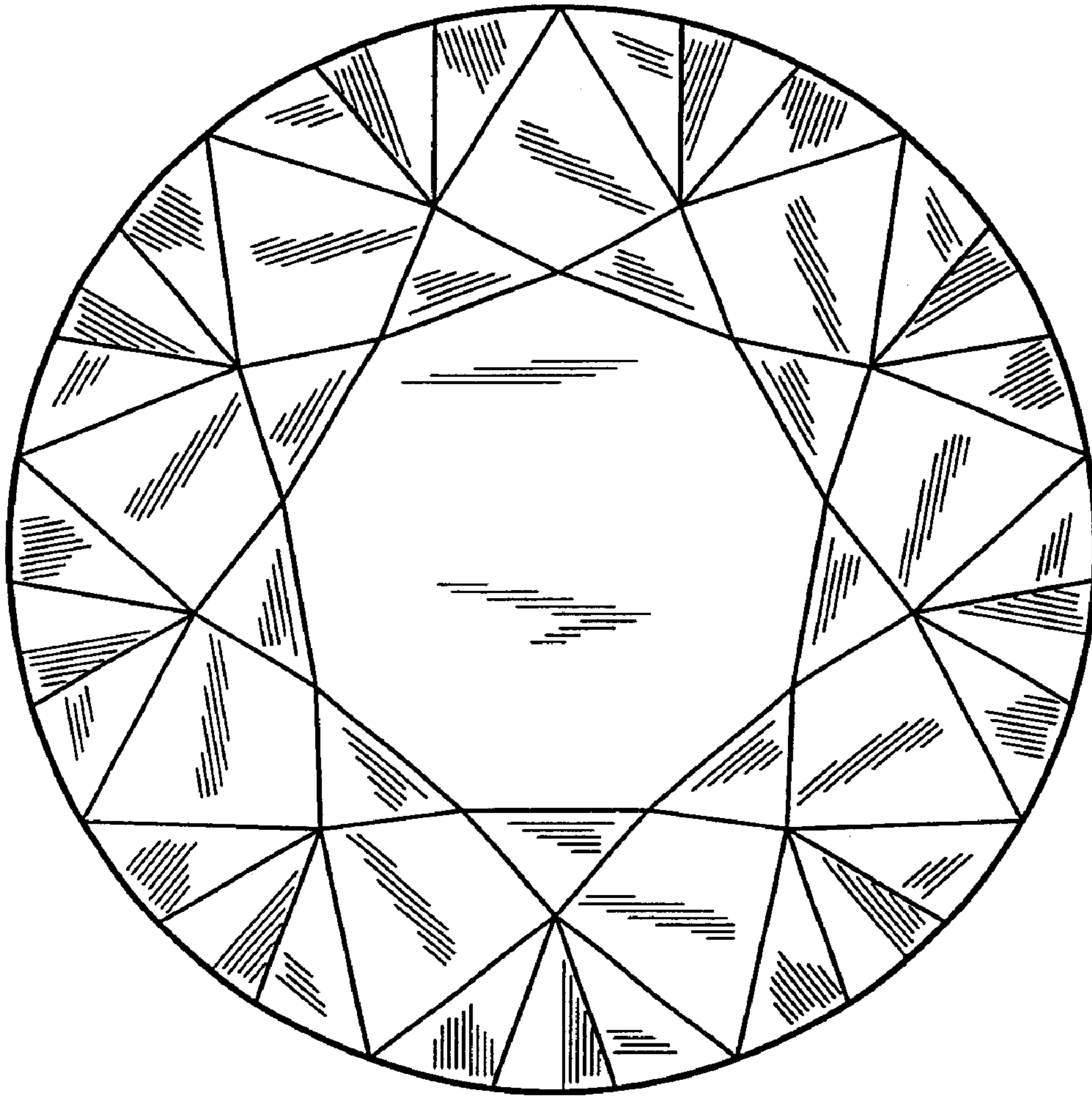


FIG. 6